



PAST EXAM PAPERS AND MEMOS
Get All Your Engineering Past Exam Papers With Answers

Website: www.previouspapers.co.za

Email: info@previouspapers.co.za

CELL: 073 770 3028

PAST EXAM PAPER & MEMO N1

ABOUT THE QUESTION PAPERS AND ONLINE INSTANT ACCESS:

THANK YOU FOR DOWNLOADING THE PAST EXAM PAPER AND ITS MEMO, WE HOPE IT WILL BE OF HELP TO YOU. SHOULD YOU NEED MORE QUESTION PAPERS AND THEIR MEMOS PLEASE SEND US AN EMAIL TO INFO@PREVIOUSPAPERS.CO.ZA AND WE WILL SEND YOU A FULL DOWNLOAD VERSION OF THESE THOUGH A FULL DOWNLOAD COMES AT A COST.

ALTERNATIVELY YOU CAN PURCHASE THEM ONLINE FROM OUR WEBSITE WWW.PREVIOUSPAPERS.CO.ZA TO AVOID DELAYS AND YOU FOLLOW ALL THE NEEDED STEPS TO GET INSTANT DOWNLOAD. **WITH ONLINE PAYMENT YOU CAN GET INSTANT DOWNLOADS OF YOUR PURCHASE.**

WE SELL PREVIOUS PAPERS AND MEMOS FOR THE SUBJECTS MENTIONED AND THE PAPERS ARE BETWEEN 2014-2019. THE PAPERS ARE IN PDF FORM AND EACH PDF HAS A MINIMUM OF SEVEN DIFFERENT PAPERS. THE YEARS FOR THE PAPERS YOU ARE PURCHASING ARE ALSO INCLUDED ON THE WEBSITE.

PRICE OF THE PAPERS AT A BIG DISCOUNT

Previous papers are very important in ensuring you pass your final exams. The actual value of the papers we are making you access is way more than R1 000 and we are making these very cheap as we have you in mind. For a small amount you can have these papers.

THE COST PER SUBJECT IS R300.



higher education & training

Department:
Higher Education and Training
REPUBLIC OF SOUTH AFRICA

T160(E)(M22)T
APRIL EXAMINATION

NATIONAL CERTIFICATE

BUILDING DRAWING N1

(8090001)

22 March 2016 (Y-Paper)
13:00–17:00

REQUIREMENTS: ONE A2 drawing sheet

Candidates may use drawing instruments.

This question paper consists of 4 pages.

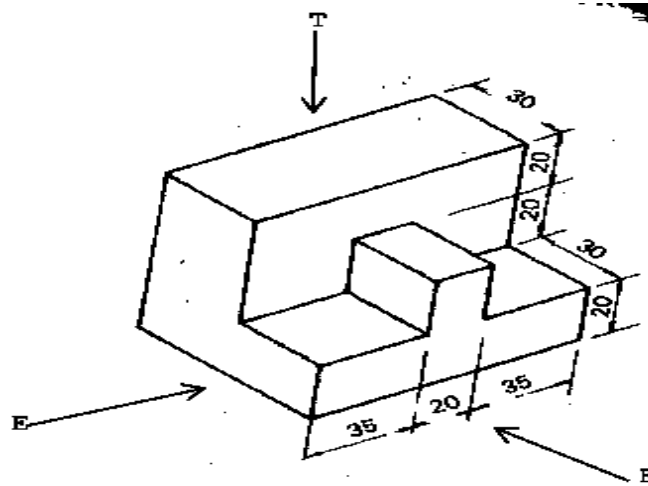
DEPARTMENT OF HIGHER EDUCATION AND TRAINING
REPUBLIC OF SOUTH AFRICA
NATIONAL CERTIFICATE
BUILDING DRAWING N1
TIME: 4 HOURS
MARKS: 100

INSTRUCTIONS AND INFORMATION

1. Answer ALL the questions.
 2. Read ALL the questions carefully.
 3. Number the answers according to the numbering system used in this question paper.
 4. Use both sides of the drawing paper.
 5. ALL the drawings are to be fully dimensioned and neatly finished off with descriptive titles and notes to conform with the SANS Recommended Practice for Building Drawings.
 6. A balanced layout must be maintained.
 7. Use your discretion where dimensions are not given.
 8. ALL the drawings must be drawn to the required scale.
 9. Refer to the mark allocation at the end of each question for the breakdown of answers.
 10. ALL work you do not want to be marked must be clearly crossed out.
 11. Work neatly.
-

QUESTION 1

Draw, to scale 1 : 1 and in first-angle projection, the orthographic views of the isometric drawing below.



[15]

QUESTION 2

- 2.1 Draw, to scale 1 : 10, the alternate plan course of a T-junction between TWO half-brick walls. (10)
- 2.2 Draw, to scale 1 : 10, the alternate plan course of a right-angled corner, ONE brick wide, built in English bond. (10)

[20]

QUESTION 3

Make neat sketches of the sectioning symbols used for each of the following building materials:

- Plaster bricks
- Face bricks
- Concrete
- Ground
- Stone work
- Glass
- Plaster
- Hard-core filling
- Cross-grained wood
- Rough-sawn timber

(10 × 2) [20]

QUESTION 4

A building is to be set out by means of profiles, and the 3 : 4 : 5 method is to be applied.

Make a neat sketch and clearly show the setting-out method at only ONE corner of the building.

[7]**QUESTION 5**

A standard precast concrete lintel is provided for a 2-metre opening in a one-brick wall. Three courses of brick force are provided above the concrete lintel for further strengthening of the brickwork.

Draw, to scale 1 : 10, the following:

- Slightly more than half of the front elevation of the opening
- A vertical section through the top of the opening

[13]**QUESTION 6**

A one-brick wall, plastered on the inside, rests on a 650 mm × 220 mm concrete foundation.

Draw, to scale 1 : 10, a vertical section through the floor and foundation, clearly showing the following:

- Concrete foundation
- Foundation wall
- DPC
- GL
- 22 mm × 75 mm skirting
- Quarter round
- 75 mm concrete floor

[25]**TOTAL: 100**



**higher education
& training**

Department:
Higher Education and Training
REPUBLIC OF SOUTH AFRICA

MARKING GUIDELINE

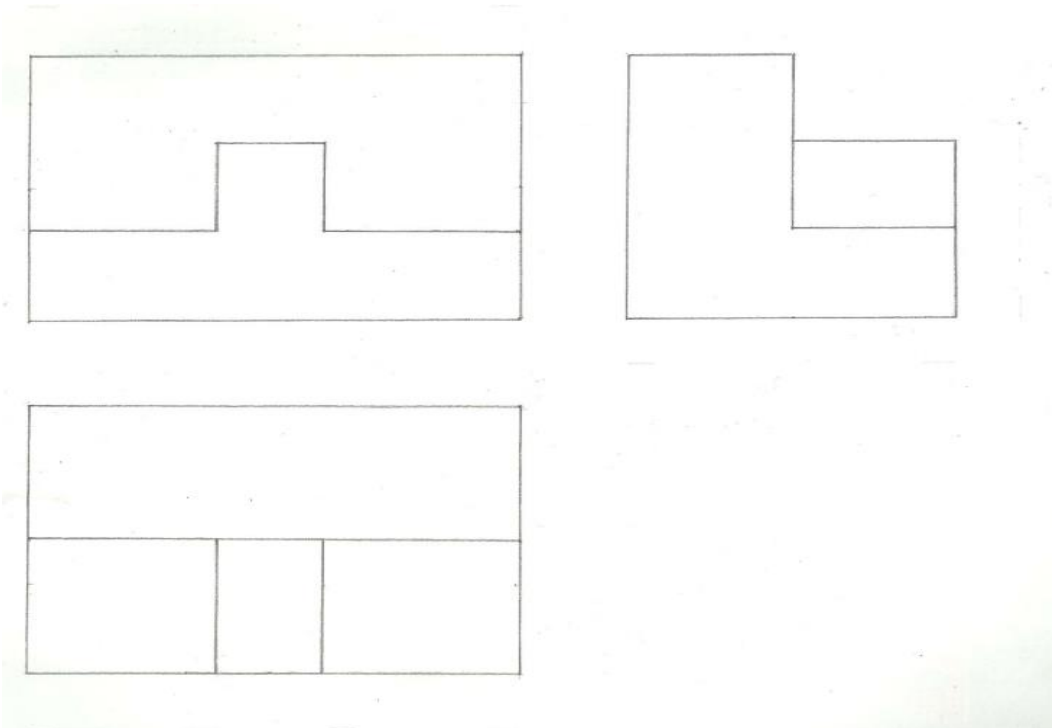
NATIONAL CERTIFICATE

APRIL EXAMINATION

BUILDING DRAWING N1

22 MARCH 2016

This marking guideline consists of 8 pages.

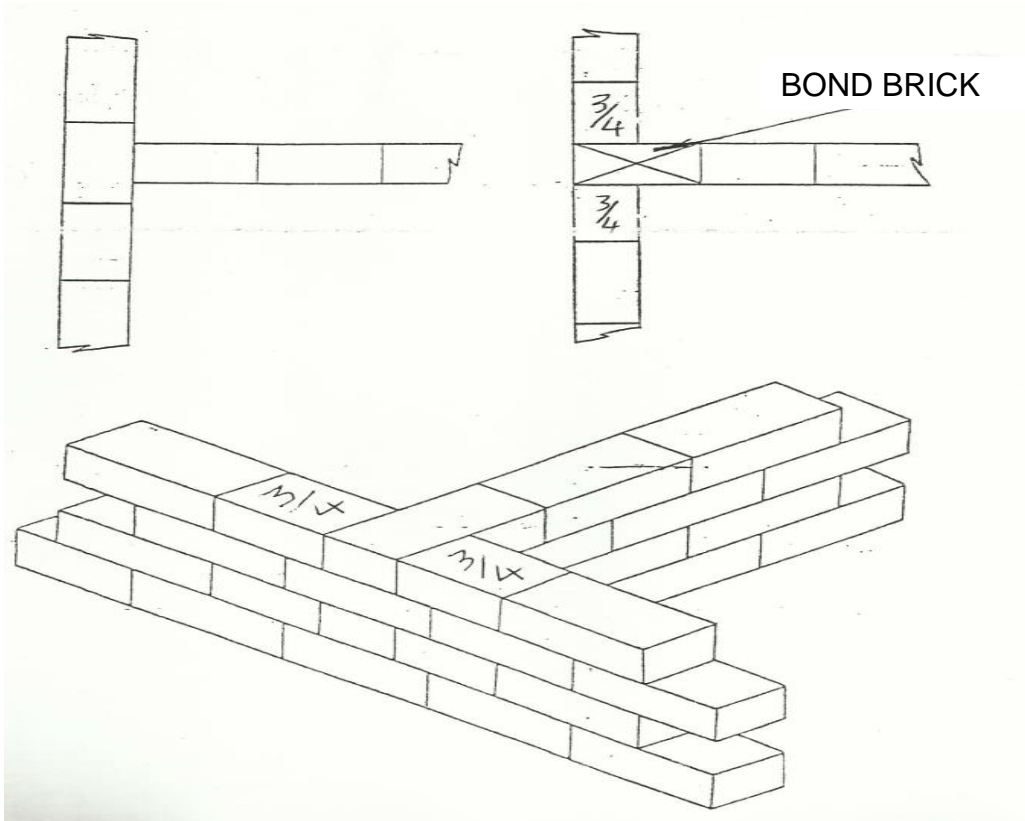
QUESTION 1

| MARKING CRITERIA | POSSIBLE MARK |
|--------------------|---------------|
| FRONT VIEW | 4 |
| LEFT VIEW | 4 |
| TOP VIEW | 4 |
| NEATNESS OF LAYOUT | 2 |
| SCALE | 1 |
| TOTAL MARKS | 15 |

[15]

QUESTION 2

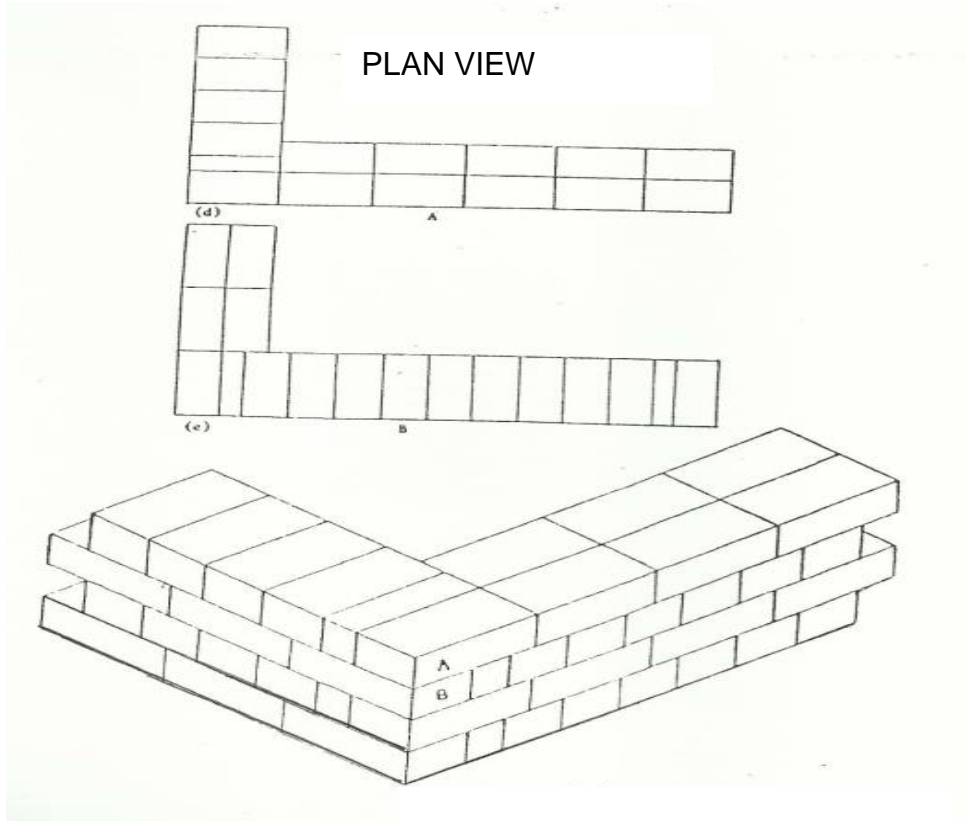
2.1



| MARKING CRITERIA | POSSIBLE MARK |
|--------------------|---------------|
| BRICK PATTERN | 3 |
| ACCURACY | 2 |
| CORRECTNESS | 1 |
| NEATNESS OF LAYOUT | 2 |
| LABELS | 1 |
| SCALE | 1 |
| TOTAL | 10 |

(10)

2.2



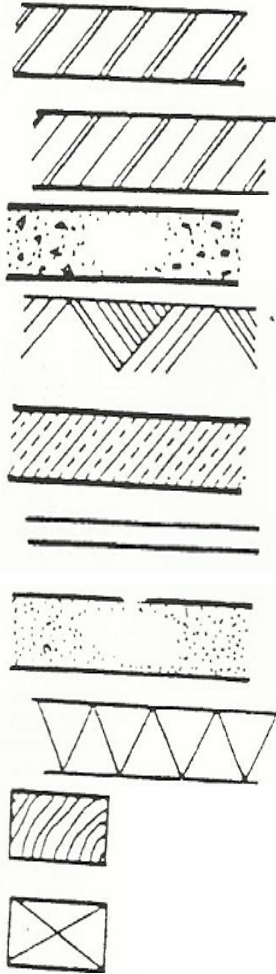
ISOMETRIC VIEW

| MARKING CRITERIA | POSSIBLE MARK |
|--------------------|---------------|
| BRICK PATTERN | 3 |
| ACCURACY | 2 |
| CORRECTNESS | 2 |
| NEATNESS OF LAYOUT | 2 |
| SCALE | 1 |
| TOTAL | 10 |

(10)
[20]

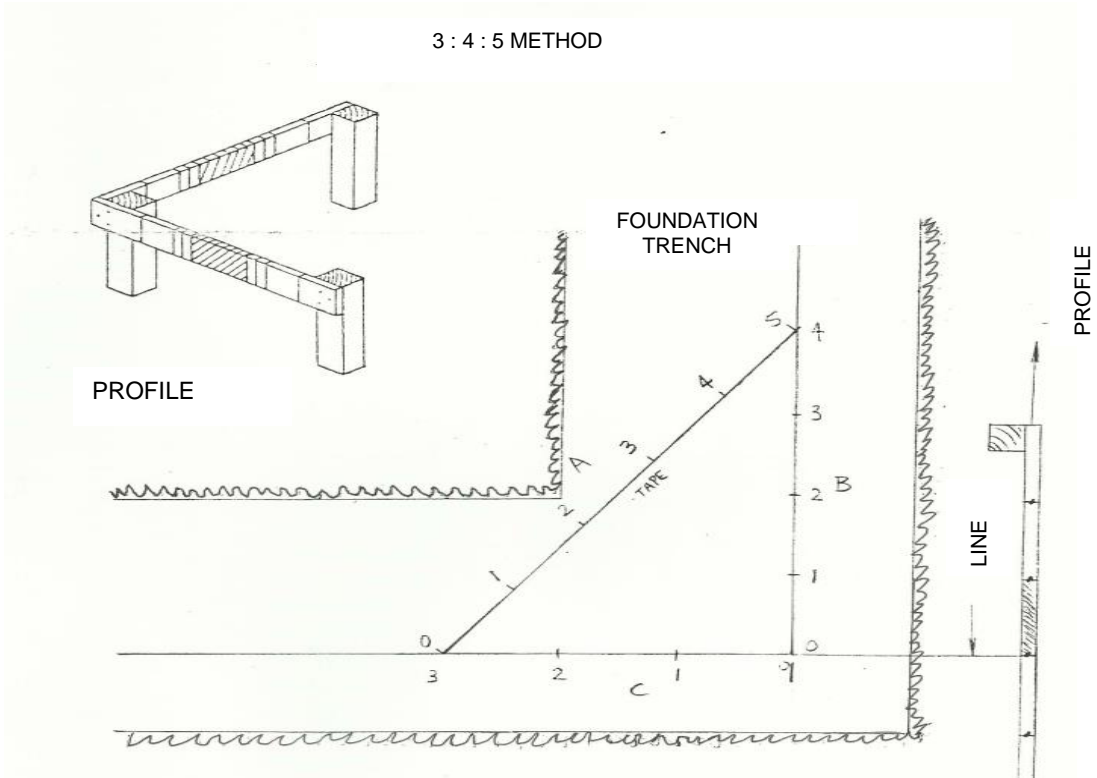
QUESTION 3

- PLASTER BRICKS
- FACE BRICKS
- CONCRETE
- GROUND
- STONE WORK
- GLASS
- PLASTER
- HARD CORE FILLING
- CROSS-GRAINED WOOD
- ROUGH-SAWN TIMBER



(10 × 2) [20]

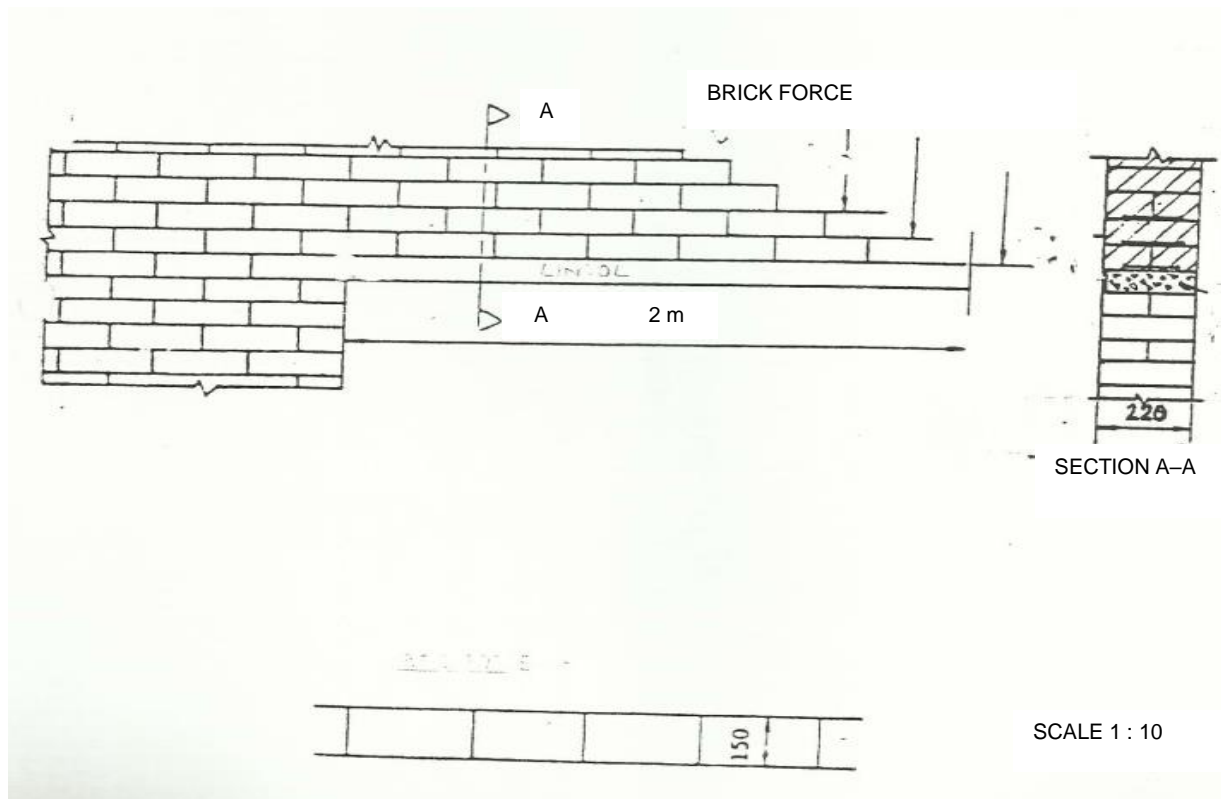
QUESTION 4



| MARKING CRITERIA | POSSIBLE MARK |
|--------------------|---------------|
| ACCURACY | 2 |
| CORRECTNESS | 1 |
| NEATNESS OF LAYOUT | 2 |
| LABELS | 1 |
| TITLE/SCALE | 1 |
| TOTAL | 7 |

[7]

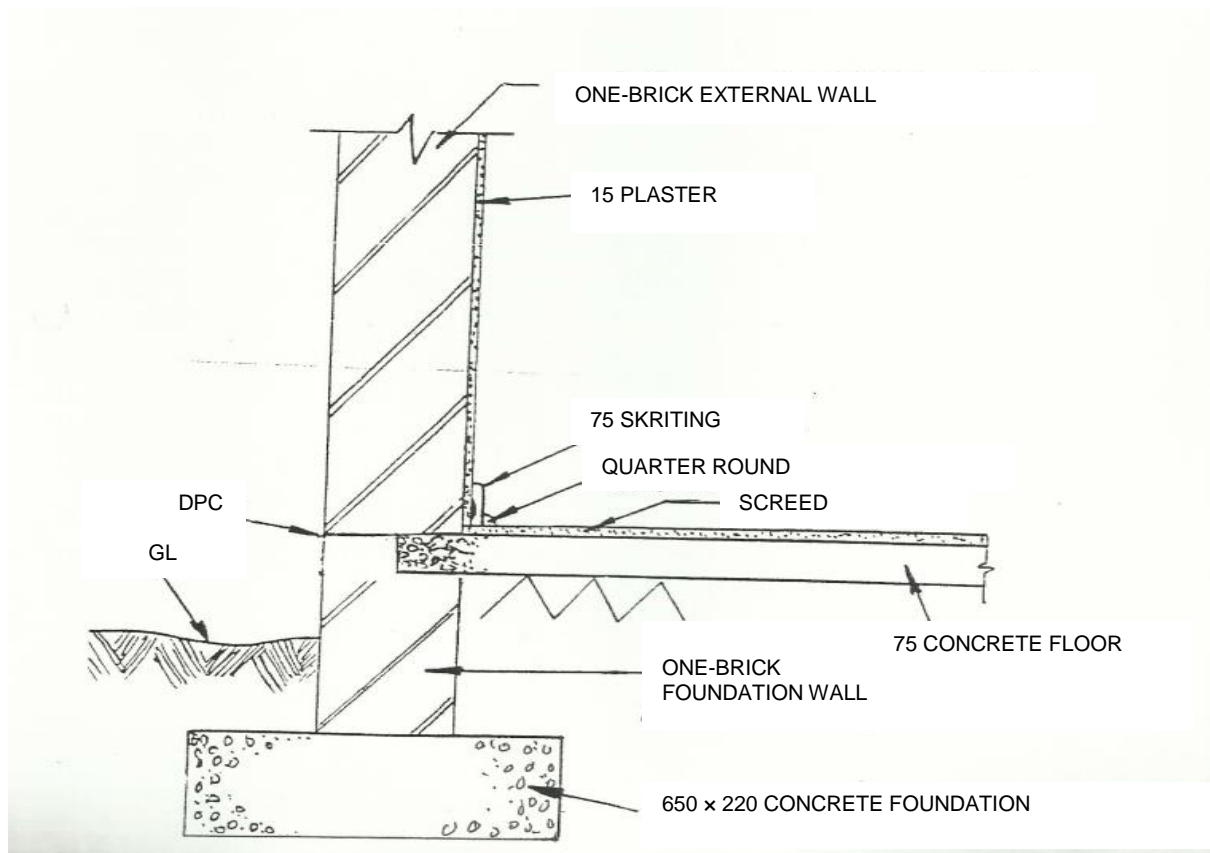
QUESTION 5



| MARKING CRITERIA | POSSIBLE MARK |
|--------------------|---------------|
| FRONT VIEW | 3 |
| VERTICAL SECTION | 2 |
| BRICK PATTERN | 2 |
| ACCURACY | 2 |
| CORRECTNESS | 1 |
| NEATNESS OF LAYOUT | 2 |
| SCALE | 1 |
| TOTAL | 13 |

[13]

QUESTION 6



| MARKING CRITERIA | POSSIBLE MARK |
|---------------------|---------------|
| CONCRETE FOUNDATION | 3 |
| FOUNDATION WALL | 3 |
| DPC | 2 |
| GL | 2 |
| 22 x 75 SKIRTING | 2 |
| QUARTER ROUND | 2 |
| 75 CONCRETE FLOOR | 2 |
| ACCURACY | 3 |
| CORRECTNESS | 2 |
| NEATNESS OF LAYOUT | 2 |
| SCALE | 2 |
| TOTAL | 25 |

[25]

TOTAL: 100



PAST EXAM PAPERS AND MEMOS
Get All Your Engineering Past Exam Papers With Answers

Website: www.previouspapers.co.za

Email: info@previouspapers.co.za

CELL: 073 770 3028

THANK YOU FOR
DOWNLOADING
PAST EXAM PAPER &
MEMO FOR N1

IF YOU NEED MORE PAPERS WE SELL THEM FOR R300

VISIT OUR WEBSITE AT WWW.PREVIOUSPAPERS.CO.ZA

OR SEND US AN EMAIL AT INFO@PREVIOUSPAPERS.CO.ZA AND

WE WILL GLADLY HELP YOU.