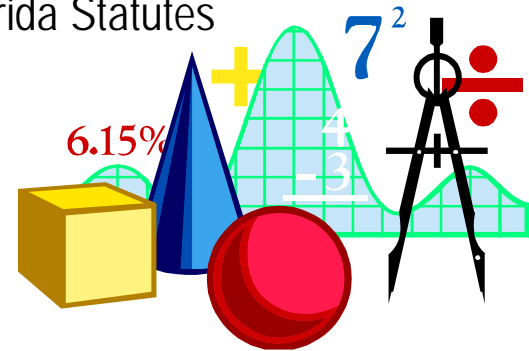


FLORIDA EDUCATION FINANCE PROGRAM (FEFP)

Pursuant to Sections 1011.60 - 1011.685, Florida Statutes



Lee Davis, *Supervisor of K-12 Funding*

FEFP AGENDA

- ❖ FEFP Legislative Changes
- ❖ FTE Overview
- ❖ FTE Alternate Survey
- ❖ Proration to the Appropriation
- ❖ Program Weights
- ❖ Group 2 Capping
- ❖ FEFP Quick Overview
- ❖ Survey 5 / Add-on FTE
- ❖ Add-on FTE
- ❖ Transportation
- ❖ School Recognition/ Discretionary Lottery
- ❖ Federally Connected Student Supplement
- ❖ Class Size Reduction Schedule
- ❖ McKay FTE Reporting and Funding

FEFP Legislative Changes

- Pursuant to HB 7069, the following allocations are to be recalculated after each FTE student enrollment survey:
 - ESE Guaranteed Allocation
 - Supplemental Academic Instruction Allocation
- The Federally Connected Student Supplement will be recalculated in the fourth FEFP calculation.
- Eliminates the cap on the total bonus a teacher can earn from IB, AICE, AP and CAPE bonus programs.
- Districts are no longer required to submit a Digital Classrooms Plan.

FTE (Full Time Equivalent Student)

180 day term or hourly equivalent required by Section 1011.60(2), F.S. The hourly requirements are specified in Rule 6A-1.045111, FAC.

- 720 Hours of Instructional Time for Prekindergarten through Grade 3 Students (180 days x 4 hours per day)
- 900 Hours of Instructional Time for Grades 4 through 12 Students (180 days x 5 hours per day)

FTE Reporting Deadlines: 2017-18

Survey 1

Survey Week: July 10-14, 2017

Due Date: July 28, 2017

State Processing: July 24-September 15, 2017

Final Update/Amendment: September 30, 2017

Survey 2

Survey Week: October 9-13, 2017

Due Date: October 20, 2017

State Processing: October 16-November 3, 2017

Final Update/Amendment: December 15, 2017

Survey 3

Survey Week: February 5-9, 2018

Due Date: February 16, 2018

State Processing: February 12-March 2, 2018

Final Update/Amendment: April 15, 2018

Survey 4

Survey Week: June 11-15, 2018

Due Date: July 6, 2018

State Processing: June 25-July 13, 2018

Final Update/Amendment: August 15, 2018

FEFP Calculations

Calculation	When	Data Source	
Conference Report	Legislative Session	Survey 1 – Projection Survey 2 – Projection Survey 3 – Projection	Survey 4 – Projection Survey 5 – Prior Year Est.
2 nd Calculation	July – Upon receipt of Tax Roll	Survey 1 – Projection Survey 2 – Projection Survey 3 – Projection	Survey 4 – Projection Survey 5 – Prior Year Est.
3 rd Calculation	Upon receipt of Survey 2	Survey 1 – Actual Survey 2 – Actual Survey 3 – Estimate	Survey 4 – Estimate Survey 5 – Prior Year Act.
4 th Calculation	Upon receipt of Survey 3	Survey 1 – Actual Survey 2 – Actual Survey 3 – Actual	Survey 4 – Estimate Survey 5 – Prior Year Act.
Final Calculation	After Final Update of Survey 4	Survey 1 – Actual Survey 2 – Actual Survey 3 – Actual	Survey 4 – Actual Survey 5 – Prior Year Act.

All FTE Reporting Deadlines can be viewed

at: <http://www.fldoe.org/core/fileparse.php/7507/urlt/ftesurveydates.pdf>

FTE Alternate Survey

Alternate Survey

Authority:
Rule 6A-1.0451,
FAC.



Prior to the standard survey week, a district may request an alternate FTE survey week (within 9 weeks of the original survey) if membership is expected to fluctuate due to reasons beyond the district's control such as natural disasters, agricultural migration, civil disturbances etc..

To be considered a district must expect a potential membership change of greater than 5% for the entire district or 25% for a specific school.

If approved the district must still conduct the regular survey. Prior to submitting the alternate survey the district will verify with DOE staff that they will meet the above thresholds. The thresholds will be verified after the data is submitted.

Proration to the Appropriation

Proration to the Appropriation

Authority:
s. 1011.62(14),
F.S.



If the funds appropriated for current operation of the FEFP are not sufficient to pay the state requirement in full, the department shall prorate the available state funds to each district.

Each district's reduction to state funding is based on the district's share of total gross state and local funding.

The Proration to the Appropriation can only be a reduction in funds.

2017-18 Program Cost Factors (PCF) & Base Funding

<i>Basic Programs</i>	<i>Grade Levels</i>	<i>Cost Factor</i>
101	K-3	1.107
102	4-8	1.000
103	9-12	1.001
<i>ESE Programs</i>	<i>Grade Levels</i>	<i>Cost Factor</i>
111	K-3	1.107
112	4-8	1.000
113	9-12	1.001
254	K-12	3.619
255	K-12	5.526
<i>ESOL (ELL)</i>	<i>Grade Levels</i>	<i>Cost Factor</i>
130	K-12	1.212
<i>Career Education</i>	<i>Grade Levels</i>	<i>Cost Factor</i>
300	9-12	1.001

$$\text{UFTE} * \text{PCF} = \text{WFTE}$$

2017-18 Base Student Allocation
(BSA) = \$4,203.95

$$\text{WFTE} \times \text{BSA} \times \text{DCD} = \text{Base Funding}$$

Group 2 WFTE Capping

Group 2 WFTE Capping

Authority:
s. 1011.62(1)(d)3.c,
F.S.



Group 2 WFTE includes FTE in Programs 130, 254, 255 and 300.

A district is exceeding the cap when the total WFTE in these programs is greater the total group 2 Weighted FTE in the conference report.

The total WFTE over the cap is distributed based on each programs share of WFTE over that cap.

Once the WFTE over cap is identified by program the weighted value is removed from the FTE so that these over cap FTE receive a funding weight of 1.0.

Florida Price Level Index and DCD

District
Cost
Differential

Authority:
s. 1011.62(d),
F.S.

Florida Polytechnics University creates the Florida Price Level Index (FPLI) on an annual basis.

Extensive data on wages is used to estimate the relative cost of hiring comparable workers among Florida's 67 counties in a given year. The index is constructed so that the population weighted average is 100.

A 3 year average of this index is multiplied by 80% and then 20 is added before dividing by 100. The affect is that the DCD is based on 80% of the 3 year average.

<https://floridapoly.edu/wp-content/uploads/2016fpli.pdf>

Base Funding Calculation

FTE

Full Time Equivalent Student

X

PCF

Program Cost Factor

=

WFTE

Weighted Full Time Equivalent Student

X

BSA

Base Student Allocation *2017-18 = \$4,203.95*

X

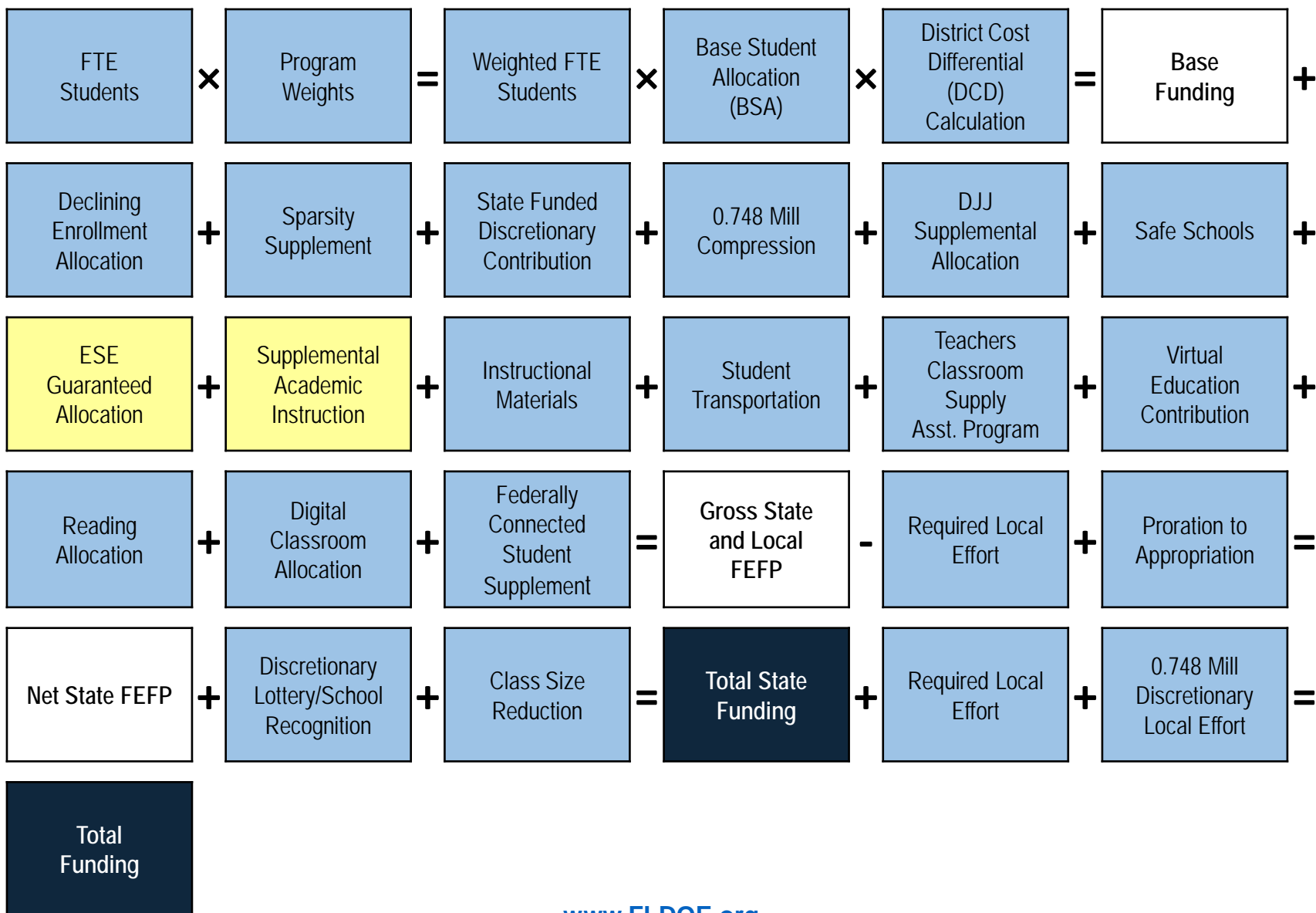
DCD

District Cost Differential

=

BASE FUNDING

2017-18 FEFP Calculation



FEFP Component Updates Throughout Calculations

FEFP Component	First Calculation	Second Calculation	Third Calculation	Fourth Calculation	Final Calculation
Base FEFP Funding	X	-	X	X	X
Declining Enrollment Supplement	X	-	X	X	X
Sparsity Supplement	X	X	X	X	X
State Funded Discretionary Contribution	X	X	X	X	X
.748 Mills Discretionary Compression	X	X	X	X	X
DJJ Supplemental Allocation	X	-	X	X	X
Safe Schools Allocation	X	-	X	X	X
ESE Guaranteed Allocation	X	-	X	X	X
Supplemental Academic Instruction	X	-	X	X	X
Instructional Materials	X	-	X	X	X
Student Transportation	X	-	X	X	X
Teachers Classroom Supply Assistance	X	-	-	-	-
Reading Allocation	X	-	X	X	X
Virtual Education Contribution	X	X	X	X	X
Digital Classrooms Allocation	X	-	X	X	X
Federally Connected Student Supplement	X	-	-	X	-
Class Size Reduction Allocation	X	-	X	-	-
Discretionary Lottery Funds	X	-	X	X	X
School Recognition Funds	X	-	X	-	-

**An X indicates that the component is updated or changes during the indicated calculation.*

Survey 5

- 2015-16 Survey 5 used in 2017-18 First and Second FEFP Calculations.
- 2016-17 Survey 5 used in 2017-18 Third-Final FEFP Calculations.
- 2016-17 Survey 5 Dates:
 - Due date: July 28, 2017
 - State Processing: July 24-August 25, 2017
 - Final Update/Amendment Date: February 23, 2018
- Data in the system as of the close of Survey 2 Amendment Window (December 15, 2017) will be used in the 2017-18 FEFP Third Calculation.

Add-On FTE: AP, IB, AICE, Early Graduation

Type of Outcome	Funding Weight	Estimated Value* (Base Student Allocation = \$4,203.95)
Advanced Placement (AP) score of 3 or higher	0.16	\$672.63
International Baccalaureate (IB) score of 4 or higher	0.16	\$672.63
IB FTE Diploma	0.30	\$1,261.19
Advanced International Certificate of Education (AICE) score of E or higher	0.16	\$672.63
AICE FTE Diploma	0.30	\$1,261.19
Early High School Graduation – 24 credits and one semester early	0.25	\$1,050.99
Early High School Graduation – 24 credits and one year early	0.50	\$2,101.98

*Does not include the DCD Adjustment

Teacher Bonuses: AP, IB, AICE

Type	Required Teacher Bonus in 2016-17
AP	
Score of 3 or higher	\$50 per student
Designated "D" or "F" School with at least one score of 3 or higher	Additional \$500 per teacher
IB	
Score of 4 or higher	\$50 per student
Designated "D" or "F" School with at least one score of 4 or higher	Additional \$500 per teacher
AICE – Full Credit	
Score of E or higher	\$50 per student
Designated "D" or "F" School with score of E or higher	Additional \$500 per teacher
AICE – Half Credit	
Score of E or higher	\$25 per student
Designated "D" or "F" School with score of E or higher	Additional \$250 per class, max \$500

Add-On FTE: CAPE

Type of Outcome	Funding Weight	Estimated Value* (Base Student Allocation = \$4,203.95)
CAPE Digital Tool Certificate	0.025	\$105.10
CAPE Industry Certification without articulated credits	0.1	\$420.40
CAPE Industry Certification with up to 14 articulated credits	0.2	\$840.79
CAPE Innovation Course	0.3	\$1,261.19
CAPE Acceleration Industry Certification with 15 to 29 credits	0.5	\$2,101.98
CAPE Acceleration Industry Certification with 30 or more credits	1.0	\$4,203.95

*Does not include the DCD Adjustment

Teacher Bonuses: CAPE

- The following bonuses are required from the funds in the 2017-18 FEFP Calculation:

Funding Weight on the 16-17 ICFL	Required Teacher Bonus in 2016-17
0.1 Weight	\$25
0.2 Weight	\$50
0.3 Weight	\$75
0.5 Weight	\$100
1.0 Weight	\$100

In addition the maximum teacher bonuses were removed from statute.

School Transportation Funding

School
Transportation

Authority:
s. 1011.68,
F.S.



Eligibility

1. 2 miles or More from school
2. ESE Student whose IEP requires transportation
3. Teen Parent
4. Hazardous Walking (K-6 elementary only)

Base Riders: All riders that meet the eligibility requirements listed above. Includes weighted riders.

Weighted riders: all ESE riders that require special transportation services on their IEP (example: Aides, wheelchair lift),

School Transportation Funding

School
Transportation

Authority:
s. 1011.68,
F.S.



Adjusted Base/Weighted Riders: Riders that have been adjusted by the term length they were served out of 180 days (most students served 90 days per semester and would receive 0.5 in survey 2 and 0.5 in survey 3).

Other Adjustments / Allocation Factors:

1. Average Bus Occupancy Index (ABO)
2. Rurality Index
3. Florida Price Level Index (FPLI)
4. 1.8 factor applied to weighted ESE students

ESE Transportation Allocation: weighted allocation factor multiplied by legislative ESE allocation.

Base Transportation Allocation: Remaining Allocation based on base allocation factor

Transportation Reporting Deadlines: 2017-18

Survey 1

Survey Week: July 10-14, 2017

Due Date: July 28, 2017

State Processing: July 24-September 15, 2017

Final Update/Amendment: September 30, 2017

Survey 2

Survey Week: October 9-13, 2017

Due Date: October 20, 2017

State Processing: October 16-November 3, 2017

Final Update/Amendment: December 15, 2017

Survey 3

Survey Week: February 5-9, 2018

Due Date: February 16, 2018

State Processing: February 12-March 2, 2018

Final Update/Amendment: April 15, 2018

Survey 4

Survey Week: June 11-15, 2018

Due Date: July 6, 2018

State Processing: June 25-July 13, 2018

Final Update/Amendment: August 15, 2018

Transportation Calculations

Calculation	When	Data Source
Conference Report 1 st Trans Calc.	Legislative Session	Survey 1 – Prior Year Survey 4 – 2 years prior Survey 2 – Prior Year Survey 3 – Prior Year
2 nd FEFP Calc. 1 st Trans Calc	July – Upon receipt of Tax Roll	Survey 1 – Prior Year Survey 4 – Prior Year Survey 2 – Prior Year Survey 3 – Prior Year
3 rd FEFP Calc 2 nd Trans Calc	Upon receipt of Survey 2	Survey 1 – Actual Survey 4 – Prior Year Survey 2 – Actual Survey 3 – Survey 2 Figures
4 th FEFP Calc 3 rd Trans Calc	Upon receipt of Survey 3	Survey 1 – Actual Survey 4 – Prior Year Survey 2 – Actual Survey 3 – Actual
Final FEFP Calc Final Trans Calc	After Final Update of Survey 4	Survey 1 – Actual Survey 4 – Actual Survey 2 – Actual Survey 3 – Actual

**All Transportation Reporting Deadlines can be viewed
at: <http://www.fldoe.org/core/fileparse.php/7507/urlt/ftesurveydates.pdf>**



School Recognition



Schools may qualify for school recognition in the following ways:

Schools that sustain high performance by receiving a school grade of "A;" or

Schools that demonstrate exemplary improvement due to innovation and effort by improving at least one letter grade; or

Schools that improve more than one letter grade and sustain the improvement the following school year

Federally Connected Student Supplement

Federally
Connected
Student Supplement

Authority:
s. 1011.62(13),
F.S.



\$12,883,871 has been allocated for the Federally Connected Student Supplement.

For students connected with federally owned military installations, National Aeronautics and Space Administration (NASA) property, and Indian lands.

Must be eligible for federal Impact Aid Program funds under s. 7003 of Title VII of the Elementary and Secondary Education Act of 1965.

Exempt Property Allocation: Capital Outlay Millage rate applied to value of exempt property.

Student Allocation: All qualifying students receive 3% of the BSA (\$126). Qualifying students with disabilities receive an additional 10.5% of the BSA (\$441).

Class Size Compliance

Class Size Compliance

- Measured at the:
 - Individual classroom level for Traditional Public Schools
 - School wide average for Charter Schools and District-Operated Schools of Choice.
- Measures only core courses.
- Excludes virtual and blended learning courses.
- Class size funding adjustments are made for each student causing each classroom to exceed the class size maximums.
- Funding adjustments for charter schools, district-operated schools of choice and traditional public schools are made independent of each other.
- Section 1003.03(3), F.S., provides acceptable methods for meeting class size requirements.

Memorandums

Class Size Process and Timeline

Initial Class Size Compliance Notification

Calculations of Reductions to Class Size Operating Funds (Prior to Appeals)

Class Size Categorical Allocation, Recommendation for an Alternate Reduction

Class Size Operating Categorical Reallocation and Restoration Calculations

McKay Scholarship Funding

McKay Scholarship Funding

Authority:
s. 1002.39(10),
F.S.



McKay Scholarships are provided to students with disabilities to go towards private school tuition.


McKay Scholarships are funded from the same fund source as the FEFP. Districts report McKay FTE and generate funding based on the FTE they report.

Funds are then reduced from the district's FEFP allocation to pay the actual scholarships.



Questions

???



Useful Tools

- FEFP Calculations <http://www.fldoe.org/fefp/offrfefp.asp>
- FTE General Instructions
<http://www.fldoe.org/fefp/fteinstr.asp>
- FTE Reporting Deadlines
<http://www.fldoe.org/core/fileparse.php/7507/urlt/0075812-ftesurveydates.pdf>
- Financial and Program Cost Accounting and Reporting for Florida Schools (Red Book)
<http://www.fldoe.org/fefp/redtoc.asp>
- Class Size <http://www.fldoe.org/classsize/>
- Charter School Revenue Estimating Worksheet
<http://www.fldoe.org/fefp/chartinst.asp>

Contact Information

Office of Funding and Financial Reporting
(850) 245-0405 <http://www.fldoe.org/fefp/>

- Lee Davis, Funding Supervisor
lee.davis@fldoe.org



www.FLDOE.org



www.FLDOE.org