

Sources of Copyright Free Images

If you are looking for an **image** for a **presentation** or **promotional literature**, you need to ensure you **abide by copyright legislation**. It is best to use **Creative Commons (CC) licensed images** – especially **Creative Commons Zero (CCO) licenced images** since they have **no restrictions** on use as the author has waived their copyright rights. There are **several** other **CC licenses** with **varying degrees of restrictions on the use or modification of images**. (Attribution (CC BY); Attribution Share Alike (CC BY-SA); Attribution No Derivatives (CC BY-ND); Attribution Non-Commercial (CC BY-NC); Attribution Non-Commercial Share Alike (CC BY-NC-SA) and Attribution Non-Commercial No Derivatives (CC BY-NC-ND). More details can be found at <https://creativecommons.org/licenses/>). You may need to acknowledge the source of the image or get permission to modify the image, so ensure you **check the license terms of each image** and **comply** with what it says.




Attribution



Share Alike



Attribution No Derivatives



Attribution Non-Commercial



Attribution Non-Commercial Share Alike



Attribution Non-Commercial No Derivatives



Some copyright rights reserved – check license for more details



No rights reserved – copyright rights waived by author or copyright has expired

Pictures downloaded from <https://creativecommons.org/about/downloads/>

The following websites provide access to CC licensed images.

LibreStock

This is the biggest searchable database of free, high-quality stock photos on the internet. It searches stock photos from 40+ different websites. All photos are licensed under the Creative Commons Zero (CCO) License which means you can use these pictures freely for any legal purpose.

<http://librestock.com/>

Creative Commons

Approximately 1.1 billion works including photos, audio, literature, videos, research etc.

<https://creativecommons.org/>

Flickr

You can browse or search through millions of photos which Flickr users have chosen to offer under a range of Creative Commons licenses.

<http://www.flickr.com/creativecommons/>

Geograph

All *Geograph* photographs have a Creative Commons Attribution Share Alike License, so you just need to ensure you give credit for the source of pictures and indicate if changes were made. If you remix, transform, or build upon the material, you must distribute your contributions under the same license as the original. *Geograph* aims to collect geographically representative photographs for every square kilometre of Great Britain and Ireland.

<http://www.geograph.org.uk/>

Wikimedia Commons

There are thousands of images available on this database with a clear indication of the copyright status of each individual image given.

https://commons.wikimedia.org/wiki/Main_Page

Google

Go to Google's Advanced image search: http://www.google.com/advanced_image_search

Type the image you want in the "all these words" box.


In the "usage rights" section, use the drop-down menu to choose what kind of license you want the content to have.

Click "Advanced search."

all these words:	<input type="text" value="Church"/>	Type the important words: <small>winter hoarfrost</small>
this exact word or phrase:	<input type="text"/>	Put exact words in quotes: <small>"frost flower"</small>
any of these words:	<input type="text"/>	Type OR between all the words you want: <small>trees OR weeds OR grasses</small>
none of these words:	<input type="text"/>	Put a minus sign just before words you don't want: <small>-windows</small>

Then narrow your results by...

image size:	<input type="text" value="any size"/>	Find images in any size you need.
aspect ratio:	<input type="text" value="any aspect ratio"/>	Specify the shape of images.
colors in image:	<input checked="" type="radio"/> any color <input type="radio"/> full color <input type="radio"/> black & white <input type="radio"/> transparent <input type="radio"/> this color: <input type="color" value="#ff0000"/>	Find images in your preferred colors.
type of image:	<input type="text" value="any type"/>	Limit the kind of images you find.
region:	<input type="text" value="any region"/>	Find images published in a particular region.
site or domain:	<input type="text"/>	Search one site (like <small>sfmoma.org</small>) or limit your results to a domain like <small>.edu</small> , <small>.org</small> or <small>.gov</small>
SafeSearch:	<input type="text" value="Show most relevant results"/>	Tell SafeSearch whether to filter sexually explicit content.
file type:	<input type="text" value="any format"/>	Find images in the format you prefer.
usage rights:	<input type="text" value="free to use, share or modify, even commercially"/>	Find images you are free to use yourself.



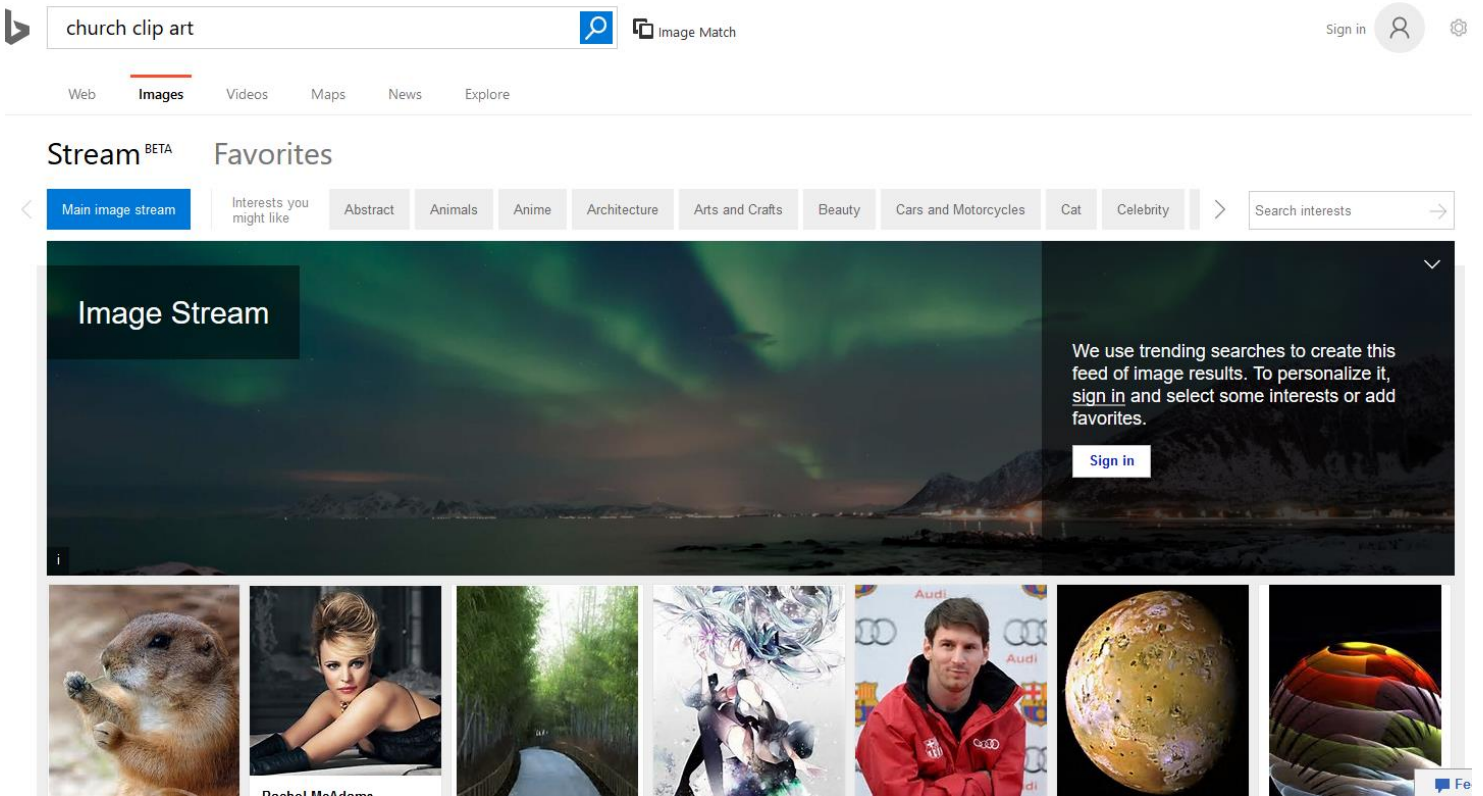
Always check the exact terms of the license for each individual image, and ensure the license label is legitimate before using any image.

For further details see: <https://support.google.com/websearch/answer/29508?hl=>

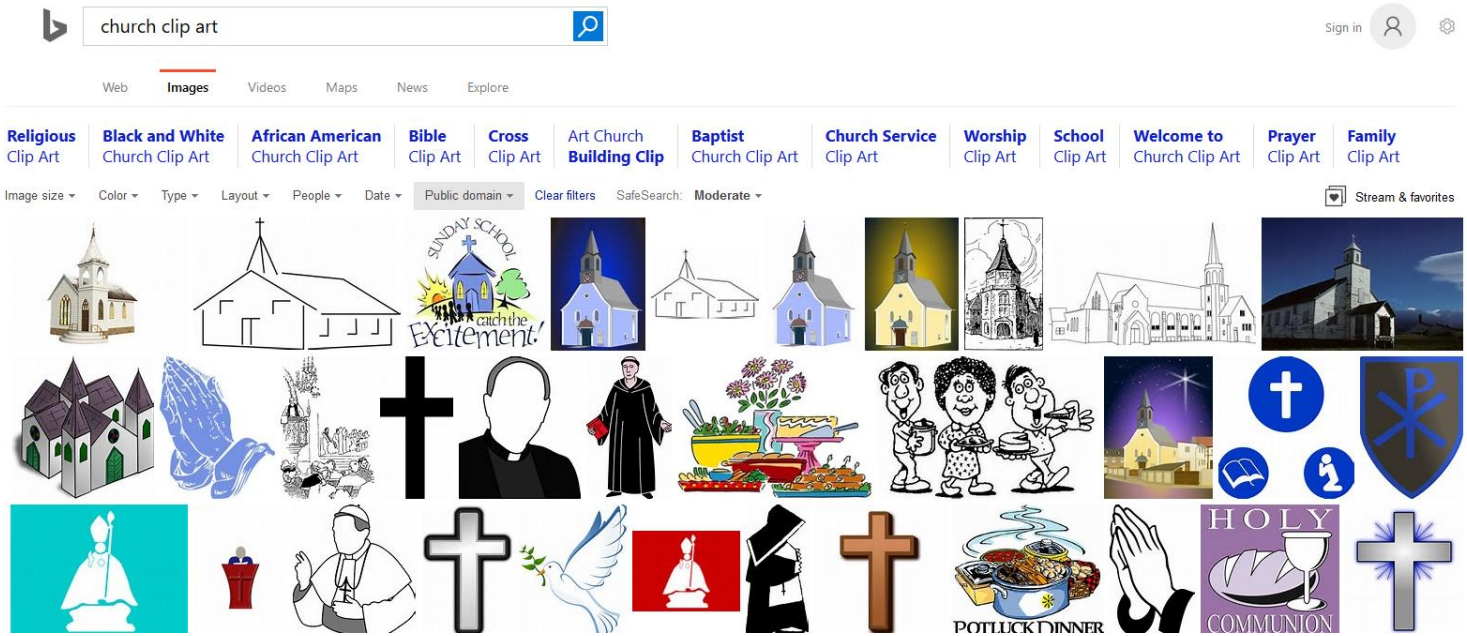
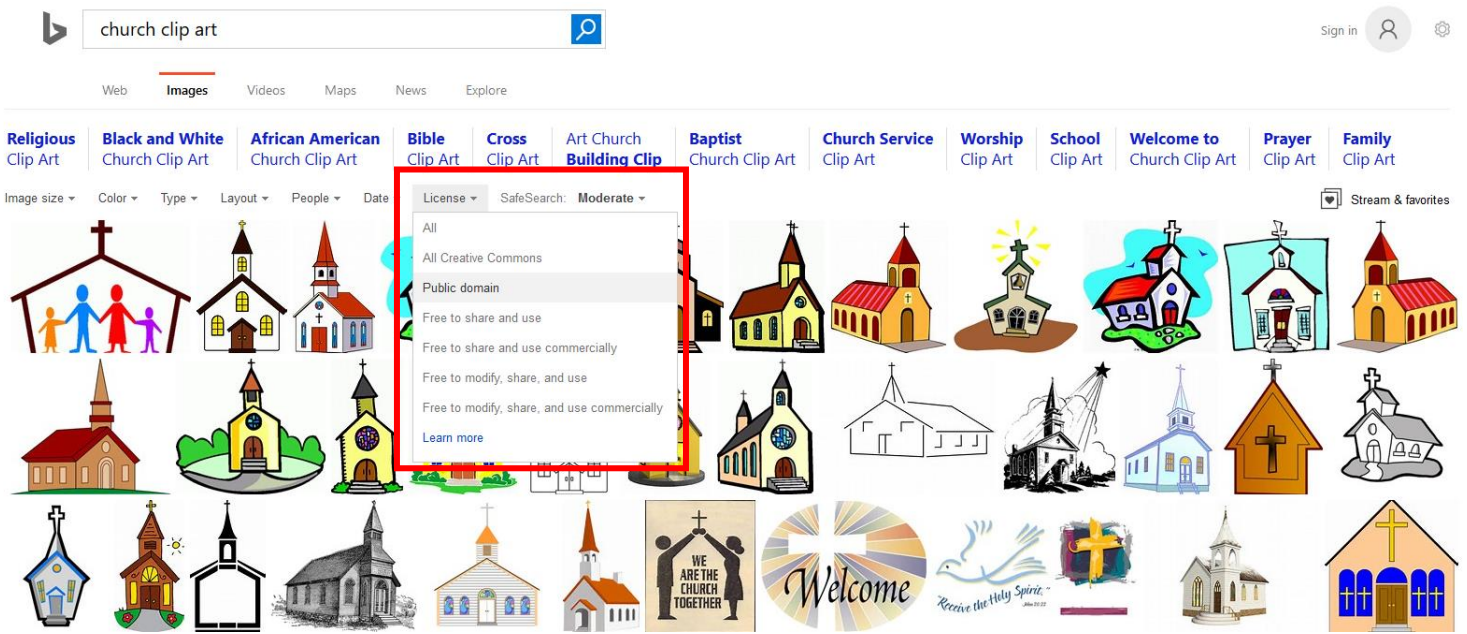
Bing

Go to Bing’s image search: <https://www.bing.com/images>

Type the image you want into the search box and click the magnifying glass.



On the “License” dropdown menu choose the appropriate license. (Public domain is best).



Remember: Always check the exact terms of the license for each individual image, and ensure the license label is legitimate before using any image.



The Gamble Library vision - Every member equipped with the resources and information literacy they need to support teaching, learning, research or personal and professional development, within the context of the Union Theological College's vision and ethos.