

Vanguard Institutional 500 Index Trust

Domestic stock fund

Fund facts

| | | | | | | | |
|--------------------------------|---|---|---|---|------------------|----------------|-------------|
| Risk level Low <-----> High | | | | | Total net assets | Inception date | Fund number |
| 1 | 2 | 3 | 4 | 5 | \$99,485 MM | 06/24/16 | 2040 |

Investment objective

Vanguard Institutional 500 Index Trust seeks to track the performance of a benchmark index that measures the investment return of large-capitalization stocks.

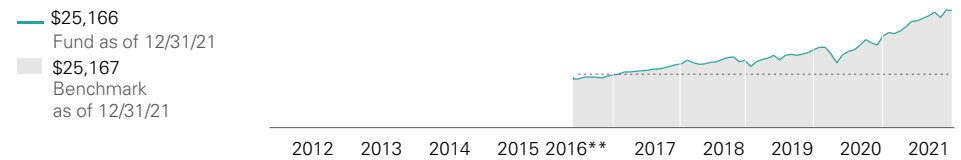
Investment strategy

The trust portfolio currently invests all its assets in Institutional Select shares of the Vanguard 500 Index Fund which employs a “passive management”—or indexing—investment approach designed to track the performance of the Standard & Poor’s 500 Index, a widely recognized benchmark of U.S. stock market performance that is dominated by the stocks of large U.S. companies. The fund attempts to replicate the target index by investing all, or substantially all, of its assets in the stocks that make up the index, holding each stock in approximately the same proportion as its weighting in the index.

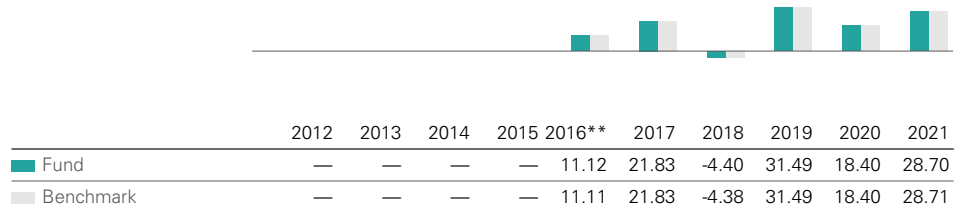
Benchmark

S&P 500 Index

Growth of a \$10,000 investment : June 30, 2016—December 31, 2021



Annual returns



Total returns

| | Periods ended June 30, 2022 | | | | | |
|-----------|-----------------------------|--------------|----------|-------------|------------|-----------------|
| | Quarter | Year to date | One year | Three years | Five years | Since inception |
| Fund | -16.10% | -19.97% | -10.63% | 10.60% | 11.31% | 12.91% |
| Benchmark | -16.10% | -19.96% | -10.62% | 10.60% | 11.31% | — |

The performance data shown represent past performance, which is not a guarantee of future results. Investment returns and principal value will fluctuate, so investors’ shares, when sold, may be worth more or less than their original cost. Current performance may be lower or higher than the performance data cited. For performance data current to the most recent month-end, visit our website at vanguard.com/performance. The performance of an index is not an exact representation of any particular investment, as you cannot invest directly in an index.

Figures for periods of less than one year are cumulative returns. All other figures represent average annual returns. Performance figures include the reinvestment of all dividends and any capital gains distributions. All returns are net of expenses.

* Partial return since fund started, June 24, 2016.

S&P 500 Index: A widely used barometer of U.S. stock market performance; as a market-weighted index of leading companies in leading industries, it is dominated by large-capitalization companies.

Vanguard Institutional 500 Index Trust

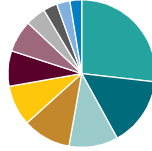
Domestic stock fund

Ten largest holdings*

| | | |
|---------------------------------|-------------------------|-------|
| 1 | Apple Inc. | |
| 2 | Microsoft Corp. | |
| 3 | Alphabet Inc. | |
| 4 | Amazon.com Inc. | |
| 5 | Tesla Inc. | |
| 6 | Berkshire Hathaway Inc. | |
| 7 | UnitedHealth Group Inc. | |
| 8 | Johnson & Johnson | |
| 9 | NVIDIA Corp. | |
| 10 | Meta Platforms Inc. | |
| Top 10 as % of total net assets | | 28.1% |

* The holdings listed exclude any temporary cash investments and equity index products.

Sector Diversification



| | | | |
|------------------------|-------|------------------|-----|
| Information Tech | 26.8% | Consumer Staples | 7.0 |
| Health Care | 15.2 | Energy | 4.4 |
| Financials | 10.8 | Utilities | 3.1 |
| Consumer Discretionary | 10.5 | Real Estate | 2.9 |
| Communication Services | 8.9 | Materials | 2.6 |
| Industrials | 7.8 | Other | 0.0 |

Sector categories are based on the Global Industry Classification Standard ("GICS"), except for the "Other" category (if applicable), which includes securities that have not been provided a GICS classification as of the effective reporting period.

Connect with Vanguard® > [vanguard.com](https://www.vanguard.com)

Plain talk about risk

An investment in the trust portfolio could lose money over short or even long periods. You should expect the trust portfolio's share price and total return to fluctuate within a wide range, like the fluctuations of the overall stock market. The trust portfolio's performance could be hurt by:

Stock market risk: The chance that stock prices overall will decline. Stock markets tend to move in cycles, with periods of rising stock prices and periods of falling stock prices. The fund's target index may, at times, become focused in stocks of a particular sector, category, or group of companies. Because the fund seeks to track its target index, the fund may underperform the overall stock market.

Investment style risk: The chance that returns from large-capitalization stocks will trail returns from the overall stock market. Large-cap stocks tend to go through cycles of doing better—or worse—than other segments of the stock market or the stock market in general. These periods have, in the past, lasted for as long as several years.

Note on frequent trading restrictions

Frequent trading policies may apply to those funds offered as investment options within your plan. Please log on to [vanguard.com](https://www.vanguard.com) for your employer plans or contact Participant Services at 800-523-1188 for additional information.

The index is a product of S&P Dow Jones Indices LLC ("SPDJI"), and has been licensed for use by Vanguard. Standard & Poor's® and S&P® are registered trademarks of Standard & Poor's Financial Services LLC ("S&P"); Dow Jones® is a registered trademark of Dow Jones Trademark Holdings LLC ("Dow Jones"); S&P® and S&P 500® are trademarks of S&P; and these trademarks have been licensed for use by SPDJI and sublicensed for certain purposes by Vanguard. Vanguard product(s) are not sponsored, endorsed, sold or promoted by SPDJI, Dow Jones, S&P, or their respective affiliates and none of such parties make any representation regarding the advisability of investing in such product(s) nor do they have any liability for any errors, omissions, or interruptions of the index.

This investment is not a mutual fund. It is a collective trust available only to tax-qualified plans and their eligible participants.

This collective trust is managed by Vanguard Fiduciary Trust Company, a wholly owned subsidiary of The Vanguard Group, Inc., and is not a mutual fund. Investment objectives, risks, charges, expenses, and other important information should be considered carefully before investing.

For more information about Vanguard investments, see below for which situation is right for you.

If you receive your retirement plan statement from Vanguard or log on to Vanguard's website to view your plan, visit [vanguard.com](https://www.vanguard.com) or call **800-523-1188**.

If you receive your retirement plan statement from a service provider other than Vanguard or log on to a recordkeeper's website that is not Vanguard to view your plan, please call **855-402-2646**.