



FAN Courier Woocommerce 3.3.4

Content

Module particularities	1
Installation and configuration instructions FAN Courier module	2
FAN Courier module configuration	3
Communication with SelfAWB-Ecommerce application – customers with contract	6
FAN Courier support	7

Module particularities

FAN Courier shipping module:

- does not allow card payment + PO. The only accepted payment method is Cash on Delivery;
- does not accept the use of vouchers and discounts;
- was not developed for international dispatches;
- operates only for customers who signed a contract with FAN Courier.

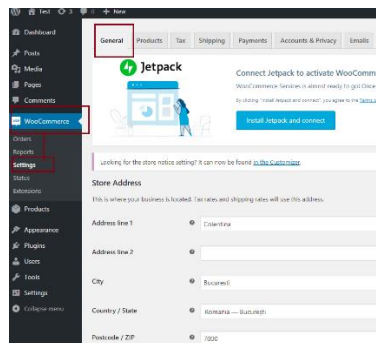
If you wish the customization of your site, we can offer the SelfAWB integration API. For more details please send a request at asistenta.it@fancourier.ro.

Module observations

- It is necessary to use the list of localities and counties from FAN Courier system. The list can be downloaded from the SelfAWB application → Useful section → List with correct names of localities.
- Using the FAN Courier module, the services options Check on Delivery and ePOD can be used.
- If you do not have a contract signed with FAN Courier, the ePOD service is not available.
- It is developed for standard theme and checkout pages with separate steps.
- The change of service name is not allowed.
- It is necessary to keep unchanged the default settings from Shipping zones, Shipping options and Shipping classes from Admin → Woocommerce → Settings → Shipping. Any change in this menu can interfere with the good operation of the shipping module.

Installation and configuration instructions FAN Courier module

1. The FAN Courier shipping module will be downloaded from www.fancourier.ro. From the archive, the folder **fancourier** will be copied in path wordpress/wp-content/plugins.
2. The module is activated in Admin → Plugins → Installed Plugins → Module selection → Activate.
3. The module configuration is made from WooCommerce → Settings



General options

Selling location(s) ? Sell to specific countries

Sell to specific countries × Romania
 Select all Select none

Shipping location(s) ? Ship to specific countries only

Ship to specific countries × Romania
 Select all Select none

Default customer location ? Geolocate

Enable taxes ☒ Enable tax rates and calculations
Rates will be configurable and taxes will be calculated during checkout.

Enable coupons ☐ Enable the use of coupon codes
Coupons can be applied from the cart and checkout pages.

Currency options

The following options affect how prices are displayed on the frontend.

Currency ? Romanian leu (lei)

Currency position ? Right with space

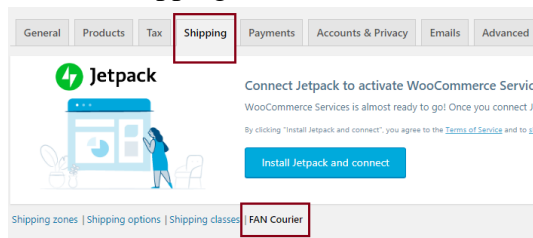
Thousand separator ? .

Decimal separator ? ,

Number of decimals ? 2

Save changes

- !!! The **Shipping zones**, **Shipping options** and **Shipping classes** menus are not changed.
4. The module settings are made from Shipping → FAN Courier Menu.



FAN Courier module configuration

FAN Courier - Romania

Stimate client, puteti obtine informatii despre configurare la adresa de email: selfawb@fancourier.ro

Va multumim pentru ca folosit serviciile FAN Courier.

Activare/Dezactivare ☒ A se utiliza modulul FAN Courier

Securitate:

ID Client * ? 7032158

Cont utilizator * ? clienttest

Parola * ? testing

Confirmare AWB de catre Admin ? Yes

Optiuni AWB:

Expediere colete	Yes
Numar pachete / AWB *	1
Plata AWB la destinatie	No
Afisare pret fara TVA	No
Afisare pret doar Km suplimentari	No
Ascundere taxa transport	No
Suma minima transport gratuit	500
Valoare fixa pentru transport in Bucuresti	
Valoare fixa pentru transport in tara	

Optiuni ramburs:

Solicitare ramburs valoare marfa	Yes
Adaugare taxa transp. la ramburs	Yes
Solicitare ramburs in cont bancar	Yes
Plata ramburs la destinatie	No

Asigurare:

Solicitare asigurare de transport	No
Include cod produse la continut	No

Observatii si note:

Observatii (imprimare pe AWB)

Persoana de contact

Servicii specifice disponibile:

Optiuni servicii:


Deschidere la livrare	No
Utilizare optiune ePOD	No

Save changes



Module settings

1. **A se utiliza modulul FAN Courier** – select **Yes** to activate the module;
2. **Client ID** – it is available in the left side after logging in the SelfAWB application;
3. **Cont utilizator** – the user account used in the SelfAWB application;
4. **Parola** – the password of the user account used in the SelfAWB application;
5. **Confirmare AWB de catre Admin** – select **Yes** if you wish to confirm the transport document for every order only from the administrator console. This way, you will avoid the population of the register in SelfAWB with AWBs that will not be used. The dispatches are registered in FAN Courier's system only if they are picked up by the courier.
6. **Expediere colete** – select **Yes** if you dispatch parcels and **No** if you dispatch envelopes;
7. **Numar pachete / AWB** – introduce 1 if you send 1 parcel/AWB or the total number of dispatched parcels with one AWB number;
8. **Plata AWB la destinatie** – select **Yes** if the payment of dispatch will be made at destination (the displayed tariff will be the listed one, not the one negotiated according to the contract);
9. **Afisare pret fara TVA** – select **Yes** to not include the VAT tax in the transport payment;
10. **Afisare pret doar km suplimentari** – **Yes** will be set (it is necessary to set: AWB payment at destination – **No** and Adding transp. tax at reimbursement – **Yes**) to display the transport tariff only for destinations with additional km (the tax will be added to the reimbursement; the AWB payment will be at the sender);
11. **Ascundere taxa de transport** – select **Yes** to hide the cost of dispatch and always display 0.00 (lei/euro/dollars)
12. **Suma minima transport gratuit** – introduce a positive numerical value to display the transport tax 0 LEI if the sum of the ordered products is at least equal to the introduced value;
13. **Valoare fixa pentru transport in Bucuresti** – introduce a positive numerical value to set as transport tax for deliveries in Bucharest;
14. **Valoare fixa pentru transport in tara** - introduce a positive numerical value to set as transport tax for deliveries in country;
15. **Solicitare ramburs valoare marfa** – select **Yes** to request reimbursement of the total value of the products included in the order;
16. **Adaugare taxa transp. la ramburs** – select **Yes** to include the reimbursement value (printed on the AWB at reimbursement) and the transport value (it is necessary to set: AWB payment at destination – **No**; the applied tariff will be the one negotiated in the contract);

- 
17. **Solicitare ramburs in cont bancar** – select **Yes** if you wish to have the reimbursement payment made in your bank account;
 18. **Plata ramburs la destinatie** – select **Yes** for payment of the reimbursement dispatch at destination (valid only for non-Collecting Account dispatches for which reimbursement is requested);
 19. **Solicitare asigurare de transport** – select **Yes** to insure the dispatches in case of damage according to delivery terms and conditions. The declared value will be equal to the total value + taxes (ex: VAT) of the products included in the order;
 20. **Include cod produse la continut** – select **Yes** to print at Content on AWB the codes of products included in the order;
 21. **Observatii (imprimare pe AWB)** – introduce the message that you wish to print on the AWB at Observations;
 22. **Persoana de contact** – introduce the name of the sender contact person or any other additional information;
 23. **Deschidere la livrare** – it is ticked if the “Check on Delivery” services is chosen (this service is not accessible and taxable only at sender – the configuration: AWB payment at destination – No, will be necessary)
 24. **Utilizare optiune ePOD** - – it is ticked if the “ePOD” service is chosen for printing the AWBs in A6.


Communication with SelfAWB-Ecommerce application – customers with contract

All the orders that customers attempt to generate on the site, after filling in the delivery and invoicing data in the checkout page are in the SelfAWB application.

After the order generation from the site it is necessary to access www.selfawb.ro, eCommerce section to generate the AWB.

The eCommerce menu from SelfAWB has the following functionalities:

- display of all the orders generated from ecommerce platforms which use the FAN Courier shipping module (processed orders* and non-processed orders**).
- for an order the following will be displayed: receiver, phone number, address.

- 
- when “+” is pressed, the following will be displayed: crt. no. (affident to each order_id), service (appropriate for each order_id), envelopes, parcels, weight, content, observations, reimbursement and a series of actions
 - the actions that can be made upon an order are: *History of changes, Change, Delete and AWB generation.*

Processed orders* - for which an AWB was generated

Non-processed orders** - orders without AWB number

FAN Courier support

For questions or uncertainties, please contact us on the email address asistenta.it@fancourier.ro. It is necessary to communicate the address of your site, platform version and to send print-screens with the module settings and from Woocommerce menus: General and Shipping (Shipping zones, Shipping options, Shipping classes).

.