



Creative Assignments to use with ANY Novel

These assignments and handouts can be used with any novel and for most grade levels. They are meant to be creative supplements for additional assessment. These are great for the kids who are reluctant readers who like hands-on projects and for advanced students who need additional stimulation and motivation.

If you enjoy these assignments and find them useful, please take a moment to leave positive feedback. If you have any questions, find errors, or have any concerns, please feel free to email me directly at torman@erie1.info or orman3@mchsi.com. Thank you!



www.teacherspayteachers.com/Store/Tracee-Orman

Creative Assignments to use with ANY Novel

1. Make a bookmark for the book. Include one or more of the following: a quote from chapter one, a picture of one of the characters that you drew yourself, a map of the town/city or setting, a scene from chapter one, or the title & author in a creative font. (templates on page 8)

2. Re-enact a scene from one of the chapters. Give students a list of characters. They must write a script based on the dialogue of that scene/chapter (or provide a script for them).

3. Compare two characters by using a “scattergories”* analogy, such as:

Character A is like a _____ (game kids play) because _____.

Character B is like a _____ (type of fruit) because _____.

4. Do the “If I were _____, I would...” activity. Have the students choose one of the characters to “be” and write what they would do if they were that character. (Handout for this on page 10)

5. Write an advertising slogan for an item that is a symbol in the book. Examples of popular slogans are:

Nike: Just do it.

Visa: It’s everywhere you want to be.

Volkswagen: Driver’s wanted.

KFC: It’s finger-licking good.

Bounty: The quicker-picker-upper.

Puffs: A nose in need deserves Puffs, indeed.

Pringles: Once you pop, you won’t stop.

Mountain Dew: Do the Dew!

6. Write a country-western song that summarizes the chapter.

7. Write a rap song that summarizes the chapter.

8. Write a poem that summarizes the chapter.

9. Write an Ode to a character or object from the novel. An “Ode” is a poem dedicated to that person or object. They are usually titled “Ode to a _____” or “Ode for _____.”

Sample student ode (another example on page 15):

Ode to Tornadoes

by Ronaldo B.

O spinning around, you are
the wind blowing in my
face. A light gray line
reaching up to the heavens.

A giant chimp twisting
in the flow of the wind.

I love your strength
for blowing things away and
destroying everything in your
path.



10. Write an event or scene from the novel as if you are a newspaper reporter. Interview characters who witnessed it first hand and include their quotes in your story. In addition, draw a picture to go along with your story or find a picture from your photo library or from the internet to include with your story.

Creative Assignments to use with ANY Novel

11. **Give characters nick-names** that would fit with their personalities or actions. For example, a character whose name is Frank and wears an eye patch could have a nickname like "Ol' One-Eyed Frank."
12. **Choose a character and write a journal entry** as if you are that character. What are you thinking and feeling right now? What are your deepest (and perhaps darkest) thoughts? What secrets do you have that you want to spill?
13. **Choose a character and answer the following:**
Character A reminds me of _____ because _____.
14. **Create a timeline of events from the novel** using large poster board. Use different colors to represent different events or things happening to different characters.
15. **Predict what will happen in the next chapter of the book.** Draw it or write a paragraph.
16. **Write a haiku for one of the characters or about a scene from the book.** Haiku format is: 1st line, 5 syllables; 2nd line, 7 syllables; 3rd line 5 syllables
17. **Write a news headline for one (or more) of the chapters.** Headlines are one line (and may have a sub-heading); they are not complete sentences--they just give the readers the subject & verb to draw the reader in. Headlines often answer the questions *Who?* and *What?*, but may answer *When?*, *Where?*, *Why?*, or *How?*.
18. **Create an alternative cover for the novel.** Who or what would you include. If you do not wish to draw or create the cover on a computer, describe your new cover in writing.
19. **If you were to interview the author, what questions would you ask?** How would he/she respond?
20. **Create a Facebook or Myspace profile for one of the characters** (a fake one). You can let the students create their own template, or use one I made. (Links to my free template on page 7)
21. **Write Facebook "status updates" or Twitter "tweets"** for one of the characters throughout the novel.
22. **You are the director of the movie version of this novel. You must cast actors for each of the characters.** Who would you cast for each role and why? Make a collage with pictures or do in writing.
23. **Research the internet to find references to this book.** Can you find any products, music bands, stores, etc. that were named after a character or the title? Are there any fan-based web sites dedicated to any characters or the author? Report what you find to the class.
24. **Create a web podcast using any of the following topic ideas:**
 - A book talk or review of the book
 - A rework of the ending, in which you read a new ending to the novel
 - A reenactment of one of the scenes
 - Fake interview with the author
 - Fake interview with one or more of the characters

Creative Assignments to use with ANY Novel

25. If this novel had a playlist (or soundtrack), which songs would be included and why?
Put together a soundtrack or iTunes playlist. Burn it on a CD and create the CD cover. Make sure to have an explanation for why each song was included. (see handout, page 21)

26. Finish the following:

- I realize _____ (the author) titled the book _____ because...
- One thing I like about the book is _____ because...
- One thing I do not like about the book is _____ because...
- The character I will never forget is _____ because...

27. Write a bio poem for one of the characters (see directions on page 15 & handouts on pages 16-17).

28. Character postcards: Have one character send another character a post card. What would he/she write on the card? What would the "picture" side have on it? (handout included on pages 13-14; copy front-to-back)

29. Make a horoscope for the main character explaining his sign and his future.

30. Pretend you're one character and introduce the other characters to your class.

31. As an interior decorator, how would you decorate a character's bedroom and why?

32. Draw a comic strip of your book. (see blank comic strip on page 12)

33. Write an obituary for one character.

34. Invite one character to dinner and write a note of explanation to your mother.

35. Invite three celebrities to a party for the main character and explain your choice.

36. Make up five interview questions (with answers) for the main character.

37. Explain where the main character would prefer to vacation and why.

38. Explain what the main character would prefer for dinner and why.

39. Make a map of your book.

40. Create paper dolls for your characters, complete with outfits. What types of clothing/fashion does the main character like or wear?


41. Make a "WANTED" poster for the main character.

42. Create a poster for your book. Promote it to your classmates.

43. Write an ad for the novel or story.

44. Write a TV commercial for your book.

45. Write a different ending to the novel.



Creative Assignments to use with ANY Novel

- 46. Create a parody of a scene or the novel, in general.** Act it out, film it, and present it to the class. If time is a challenge, look on YouTube to see if there are parodies or related videos to the novel or author. Bookmark them and present them to the class.
- 47. Find a famous quote that applies to the novel** and tell how it relates and why you chose it.
- 48. Create a crossword puzzle of vocabulary words** (using the definitions as clues) from the novel. Students can create crosswords here: <http://www.puzzle-maker.com/CW/> For more online vocabulary practice, try [Quizlet.com](http://www.quizlet.com).
- 49. Create a character crossword puzzle** (using either quotes, actions, or descriptions from the characters as clues).
- 50. Create a word find or other puzzle.**
Create other puzzles here: <http://puzzlemaker.discoveryeducation.com/>
- 51. From the yellow pages of a phone book, pick out businesses** you think the main character would be interested in and explain why.
- 52. Author Collage:** Find a picture of the author and create a collage of pictures and words that represent the novel and the author's life. (For example, find a picture or logo for the author's college/alma mater to use in the collage.)
- 53. Write to the author and explain your reaction** to his/her book.
- 54. Pretend you're the author and describe** the part that was most fun to write.
- 55. The prequel:** Tell what you think happened before the story began.
- 56. If your story took place one hundred years earlier,** how would your main character act?
OR If your main character is from the past, how would he act if the book took place today?
- 57. Based on the TV show "Punk'd" (or "Candid Camera"),** describe one of the characters getting "punk'd" or caught on hidden camera. What prank would be pulled on them? How would they react? If possible, act it out or film for the class to see.
- 58. Describe what you think happened to the main character** after the book ended.
- 59. Explain why your book should be included in a time capsule** to be dug up in one hundred years. OR If one of the characters were to make a time capsule, what would they include in it and why?
- 60. Create a board game relating to the novel.** Things to think about: materials for pawns, challenge cards, what is the object of the game, how will the pawns move around the board (spinner, roll dice, draw card, etc.).
- 61. Compare your book with another book you've read.** Which is better and why?
- 62. Research and plan a field trip related to the novel.** Explain how each of the places you would visit relate to the story or characters.
- 63. You are a seller on eBay.** What items from the novel would you list for sale? Create a fake listing, complete with description, of the item. Do you think anyone would buy? Why or why not? (Great for teaching symbolism of items.)

Creative Assignments to use with ANY Novel

- 64. Create a test over the book for a classmate.** Include multiple choice, true/false, matching, short-answer essay, fill-in-the-blank. Make sure to include the answer key!
- 65. Find and make recipes pertaining to the book** (and share with the class, of course!). Explain why you chose the items and how they pertained to the story. You may provide background or historical information about the food in that particular setting and why it may (or may not) be of importance to the characters.
- 66. Create a recipe book of foods and drinks relating to the story.** For each recipe, add a paragraph description relating it to one of the characters or its importance in the story.
- 67. Write a scene that could have happened in the book but didn't.** After you have written the scene, explain how it would have changed the outcome of the book.
- 68. Create a model of one of the landmarks or scenery from the book.**
- 69. Start an online book review blog.** Write your own review for the book and invite others to comment. (Good websites for this are: <http://www.goodreads.com/> or <http://www.teenreads.com/>)
- 70. Which magazines would each character subscribe to and why?** Choose at least one magazine for three of the characters.
- 71. Character's Cell Phone:** What kind of cell phone would the main character have? Who would be in his/her contact list? If he/she were to text another character, what would the text message say? How would the other character respond?
- 72. If the characters were competing in the Olympics** (either summer or winter), which events would they be in and why?
- 73. What does each character have hiding under their bed or in their closet?** Why? (If a character is a neat-freak, perhaps they have nothing...including dust!)
- 74. Which character would you like to play?** Why? Would you want to switch places with any character? Why or why not?
- 75. What would the main character's (or any of the characters') web site look like?** Draw it out or create it on the computer.
- 76. Three Square Reflection:** Write three quotes you think are important, three key facts you think are important, and three connections to your personal world. (see handout on page 9)
- 77. Play character charades with your classmates:** See if they can guess the characters based on your acting (silent acting, like a mime).
- 78. Create trading cards for at least three of the characters from the novel or story.** Use index cards & make sure to write/draw on both sides. Include information such as name, nick names, occupation, height, weight, eye color, personality traits, skills, specialties, friends, hobbies, honors/awards, notable quotes, etc. (see page 25 for template).
- 79. What's Hot? What's Not?** Use the catch-phrase to have students summarize the good points/bad points in a chapter or for characterization in novel (or popular/unpopular viewpoints; good/bad events; good/bad choices by a character; funny/not funny quotes, etc.). (p. 28 template)

If you liked the ideas I've presented, you may want to check out these other products related to some of the ideas:

- **FREE Bookmark Templates:** <http://www.teacherspayteachers.com/Product/Bookmark-Templates-PDF-Printables-Reading>
- **Vocabulary Scattergories (FREE shorter version):** <http://www.teacherspayteachers.com/Product/Vocabulary-Categories-FREE-Activity-for-ANY-Subject-Even-Math>
Full version: <http://www.teacherspayteachers.com/Product/Vocabulary-Scattergories-Categories-Comparison-Activity-ANY-Class>
- **Facebook Profile (FREE shorter version):** <http://www.teacherspayteachers.com/Product/Facebook-Profile-Character-Sketch-Any-Novel-Activity>
Full version (PDF): <http://www.teacherspayteachers.com/Product/Facebook-Character-Sketch-Lesson-Any-Novel-Full-Version-PDF>
Full version (Word): <http://www.teacherspayteachers.com/Product/Facebook-Character-Sketch-Lesson-Any-Novel-Full-Version-1>
- **Download ALL of my literature resources for ONE low price:** <http://www.teacherspayteachers.com/Product/Literature-Activities-for-ANY-Novel-or-Story-100-Handouts/Summary>
- **eBay Listing Template:** <http://www.teacherspayteachers.com/Product/eBay-Character-Sketch-Lesson-or-Term-Concept-Review-for-Any-Subject>
- **Character Olympics Activity:** <http://www.teacherspayteachers.com/Product/Character-Olympics-Reading-Literature-Lesson-Activity>
- **Character Tags:** <http://www.teacherspayteachers.com/Product/Character-Tags-LitNovel-Activity-Family-Guy-Twilight-Superhero>
- **Reading Log Comprehension Bookmarks & Journal:** <http://www.teacherspayteachers.com/Product/Reading-Log-Comprehension-Questions-Bookmarks-Journal-Page>
- **Poetry Resource Bundle (for reading & writing poetry):** <http://www.teacherspayteachers.com/Product/Poetry-Resources-Bundle-for-Writing-Reading-Understanding-Poetry>
- **Need a new novel for class? (Or three?)** This trilogy is guaranteed to have your students begging to read each day: *The Hunger Games* by Suzanne Collins. **Buy it from Scholastic for \$7.** Use it as a read-aloud, or if you want to teach the unit, find all you'll need right here: <http://www.teacherspayteachers.com/Product/Hunger-Games-Unit-Lessons-QA-Tests-Activities-Quiz-Vocab-Maps-Key>

www.teacherspayteachers.com/Store/Tracee-Orman

Thank you for your purchase!
Continue on for templates and handouts
to assist students for some of the activities.

<input type="checkbox"/>	
<input type="checkbox"/>	
<input type="checkbox"/>	
<input type="checkbox"/>	

Three Square Reflection

Your Name: _____

Assigned Reading: _____

Directions: After Reading the assigned text, complete the following steps.

Step One: Write down THREE **quotes** from the text that you believe are important.

1.

2.

3.

Step Two: Write down THREE **key facts** that you learned from this section.

1.

2.

3.

Step Three: Write down THREE **connections to your personal world** that you found or can make based on your reading of this selection.

1.

2.

3.

If I Were... Assignment

Name: _____

If I were _____, I would...

Find a...

Name: _____

Find a picture that represents each one of the following themes from the novel:

1. Friendship
2. Racism
3. Family Values
4. Stereotypes

(These are just example themes from one novel. Insert your own themes for students below.)

Find a...

Name: _____

Find a picture that represents each one of the following themes from the novel:

1. _____
2. _____
3. _____
4. _____
5. _____

Find a...

Name: _____

Find a picture that represents each one of the following themes from the novel:


1. _____
2. _____
3. _____
4. _____
5. _____

Name: _____

Title of Comic Strip: _____

Chapter or Pages: _____

Front of Postcard



Front of Postcard



Back of Postcard

A template for the back of a postcard. It is divided into two vertical sections by a solid line. The left section is a large, empty rectangular area. The right section contains a dashed rectangular box in the upper right corner, intended for a stamp. Below the stamp box are four horizontal solid lines for writing an address.

Novel Postcards © 2001, Tracee Orman

Back of Postcard

A second template for the back of a postcard, identical in layout to the first. It features a large empty area on the left, a dashed stamp box in the top right, and four horizontal lines for an address on the right side.

Novel Postcards © 2001, Tracee Orman

EXAMPLES OF BIO POEMS

SUBSTITUTE "YOU" FOR ONE OF THE CHARACTER'S NAMES

1. I AM... POEM

Method for I Am...

I am (two special characteristics)
I wonder (something you are actually curious about)
I hear (an imaginary sound)
I see (an imaginary sight)
I want (an actual desire)
I am (the first line of the poem restated)

I pretend (something you actually pretend to do)
I feel (a feeling about something imaginary)
I touch (an imaginary touch)
I worry (something that really bothers you)
I cry (something that makes you very sad)
I am (the first line of the poem repeated)

I understand (something you know is true)
I say (something you believe in)
I dream (something you actually dream about)
I try (something you really make an effort about)
I hope (something you actually hope for)
I am (the first line of the poem repeated)

Student Example:

I am the wine and the future
I wonder how many ripples I will have to swim
I hear the trickle of time in a bitter bottle
I see the translucent red drain from the wine
I want the sweet satin liquid to stain my tongue
I am the wine and the future.

I pretend to entertain the glowing embers
I feel the dew that sours the grapes
I touch the vine that grows new life
I worry the drunkard may speak the truth
I cry the dewdrop tears on the winery walls
I am the wine and the future.

I understand the dust on the bottle
I say it only makes it sweeter with time
I dream the sponge cork may never be replaced by lips
I try to glimmer the crack in my glass container
I hope the sun-faded label never creases for lost identity
I am the wine and the future.

--Katie Reilly (Grade 10)

**See handout on the next page
for use with a character
from any book/novel.**

2. BIO POEM (Variation)

Format:

(first name)
(four words that describe you)
Relative of (list close family members)
Resident of (place where you live)
Who reads (four books, magazines, and or newspapers)
Who likes (three things you like)
Who loves (three things you love)
Who fears (three things)
Who wishes (three things)
Who admires (three)
Who needs (three things you need)
Who aspires to (at least two aspirations)
(last name)

3. AUTOBIOGRAPHICAL:

Write a poem about yourself using this form or another poetry form.

Line 1: __ Your name
Line 2: __, __, __ 3 personal characteristics or physical traits
Line 3: Brother or sister of __ or son/daughter of __
Line 4: Who loves __, __, and __ 3 people, things, ideas
Line 5: Who feels __ about __ 1 emotion about 1 thing
Line 6: Who needs __, __, and __ 3 things you need
Line 7: Who gives __, __, and __ 3 objects you share
Line 8: Who fears __, __, and __ 3 items
Line 9: Who'd like to see, __ 1 place, or person
Line 10: Who dreams of __ 1 item or idea
Line 11: A student of __ your school or teacher's name
Line 12: __ Nickname or repeat your first name

Another example of an Ode:

An Ode is a poem praising and glorifying a person, place or thing.

Example:

An Ode To Dreamers

When dreamers dream
And lovers love
Do they receive their visions
From heaven above?
Or do they originate
Where all things start
Within our minds
Within our hearts?
I know not all
But what I do know is this
You cannot build a Kingdom
Upon a flimsy wish
So believe in your dreams
Follow them blind
Lest you lose them all,
To the hands of time.

Copyright © 2000 B. R. Jording

Character Bio Poem

Name: _____

Character's First
Name:

Four words that
describe
character:

Relative of:

Resident of:

Who reads (list
four things):

Who likes (list
three things):

Who loves (list
three things):

Who fears (list
three things):

Who wishes (list
three wishes):

Who admires (list
three):

Who needs (three
things):

Who aspires to
(list at least two
things character
aspires):

Character's Last
Name:

Character Bio Poem



Name: _____

Line 1: (Character's Name): _____

Line 2: (Three words describing): _____

Line 3: Who lives with: _____

Line 4: Who loves: _____

Line 5: Who feels: _____

Line 6: Who needs: _____

Line 7: Who gives: _____

Line 8: Who fears: _____

Line 9: Who'd like to see: _____

Line 10: Who dreams of: _____


Line 11: A student of: _____

Line 12: (Nickname or repeat character's first name): _____

Character Acrostic Poem

Name: _____

Using the first letters of one of the characters' names, write an acrostic poem. Each letter should represent something about that character, such as his/her personality, actions from the novel, thoughts, goals, likes/dislikes, what he/she looks like, etc.

A large, hand-drawn rectangular frame with a rough, irregular border, intended for writing an acrostic poem. The frame is composed of thick black lines that are slightly jagged and uneven, giving it a hand-drawn appearance. It occupies most of the page below the instructions.

Setting Map

Name: _____


Draw a depiction of the setting (either map it out or draw a landscape view of the character's surroundings).



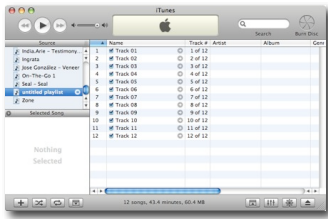
Character Depiction

Name: _____

Draw a picture of one of the characters from the story or novel.



(Character # Title)



🎵 *The Playlist....* Name: _____

Create a playlist or soundtrack that would be appropriate for the story. Explain why each song was included.

Track 1: _____

Track 2: _____

Track 3: _____

Track 4: _____

Track 5: _____


Track 6: _____

Track 7: _____

Track 8: _____

Track 9: _____

Track 10: _____



create a CD jewel case with the track names and the title of your soundtrack. optional: Burn the CD and share with the class.

twitter tweet

Name: _____

Novel/Story: _____

Character chosen: _____

Chapter/section: _____



What would this character “tweet” at the end of this chapter or section? Write it as though you are that character using Twitter. Maximum length of a “tweet” on Twitter is 140 characters.

twitter tweet

Name: _____

Novel/Story: _____

Character chosen: _____

Chapter/section: _____



What would this character “tweet” at the end of this chapter or section? Write it as though you are that character using Twitter. Maximum length of a “tweet” on Twitter is 140 characters.

Character: _____

Character Playlist

Name: _____

The image shows a screenshot of the iTunes application window. At the top left, there are three colored window control buttons (red, yellow, green). Below them are playback controls: a play/pause button, a stop button, a volume slider, and a mute button. The top bar features the iTunes logo and a search field with a magnifying glass icon and the text "Search".

The main area is divided into a sidebar on the left and a main content area. The sidebar contains the following categories:

- LIBRARY**
 - Music (4)
 - Movies (16)
 - Podcasts
 - Apps
 - Radio
- STORE**
 - iTunes Store
 - Purchased
- PLAYLISTS**
 - iTunes DJ
 - Alternative
 - Books & Spoken
 - Classical Music
 - Music Videos
 - Poetry Speaks
 - Rap
 - Top 25 Most Played
 - _____
 - _____
 - _____
 - _____
 - _____
 - _____

The main content area is a table with the following columns: Name, Artist, Comments, and Description. The table contains 11 numbered rows (1-11) and a "Bonus Track" row. All cells in the table are currently empty.

At the bottom right of the window, there are several utility buttons: a plus sign (+), a shuffle button, a repeat button, a window management button, and a "Burn Disc" button.

Character Tags

Name: _____

Pretend you must “tag” one of these Looney Toons™ characters to each character in the novel or story. Justify your selections based on the character’s personality, actions, thoughts, dialogue, etc.

 Bugs Bunny	 Daffy Duck	 Marvin the Martian	 Elmer Fudd	 Sylvester	 Yosemite Sam
 Road Runner	 Wile E. Coyote	 Tweety	 Tasmanian Devil	 Slowpoke Rodriguez	 Speedy Gonzales
 Pepé Le Pew	 Foghorn Leghorn	 Granny	 Sylvester Junior	 Petunia Pig	 Henery Hawk
 Porky Pig	 Miss Prissy	 Lola Bunny	 Hippity Hopper	 Marc Antony	 Sam the Sheepdog
 Witch Hazel	 K-9	 Hubie	 Bertie	 Egghead Jr.	 Michigan J. Frog
 Spike	 Chester	 Gossamer	 Rocky	 Claude Cat	 Beaky Buzzard

Character	Looney Toons™ Character	Reason for tagging to this cartoon character.

Character Trading Cards Template - Example of Character Card

FRONT OF CARD

Picture of Character

(could be cut from a magazine/newspaper, drawn, or image from the internet)

Character Name

Nickname, Slogan, Occupation, or other Tagline

Title of Novel and Author



ATTICUS FINCH

Lawyer, Father, Hero

To Kill a Mockingbird by Harper Lee

BACK OF CARD

FORMAT & INFORMATION CAN VARY

Smaller Picture of Character

Name:

Nick names:

Height:

Weight:

Eye color:

Hair Color:

Hometown:

Occupation:

Family:

Friends:

Personality traits:

Skills:

Specialties:

Hobbies:

Honors/awards:

Notable Quotes:

Other:

Name: ATTICUS FINCH

Nick Name: Ole One-Shot Finch

Height: 6'1" **Weight:** 185 lbs.

Occupation: Lawyer

Hometown: Maycomb, Alabama

Family: Children Jeremy & Jean-Louise; spouse deceased; siblings Alexandra & John (Jack)

Friends: Atticus is friendly to everyone.

Personality traits: Serious, intelligent, kind, fair, dry sense of humor, believes in doing the right thing and treating everyone with respect, formal, great listener.

Skills: Excellent orator and defender for the innocent, fair negotiator in domestic disputes, skilled marksman (though he will only use his skill if necessary), looking at all perspectives or viewpoints before passing judgement

Hobbies: Reading the daily paper with children, walking to work each day, playing checkers.

Honors/awards: "Greatest Hero in American Film" - American Film Institute, 2003; "Citizen Most Likely to Do our Dirty Work for Us" - Nominated by Miss Maudie Atkinson; "Defender of All God's Children" - Nominated by Rev. Sykes

Notable Quote: *If you can learn a simple trick, Scout, you'll get along a lot better with all kinds of folks. You never really understand a person until you consider things from his point of view, until you climb inside of his skin and walk around in it.*



Character Trading Cards Template - Front

Character Trading Cards Template - Back

