

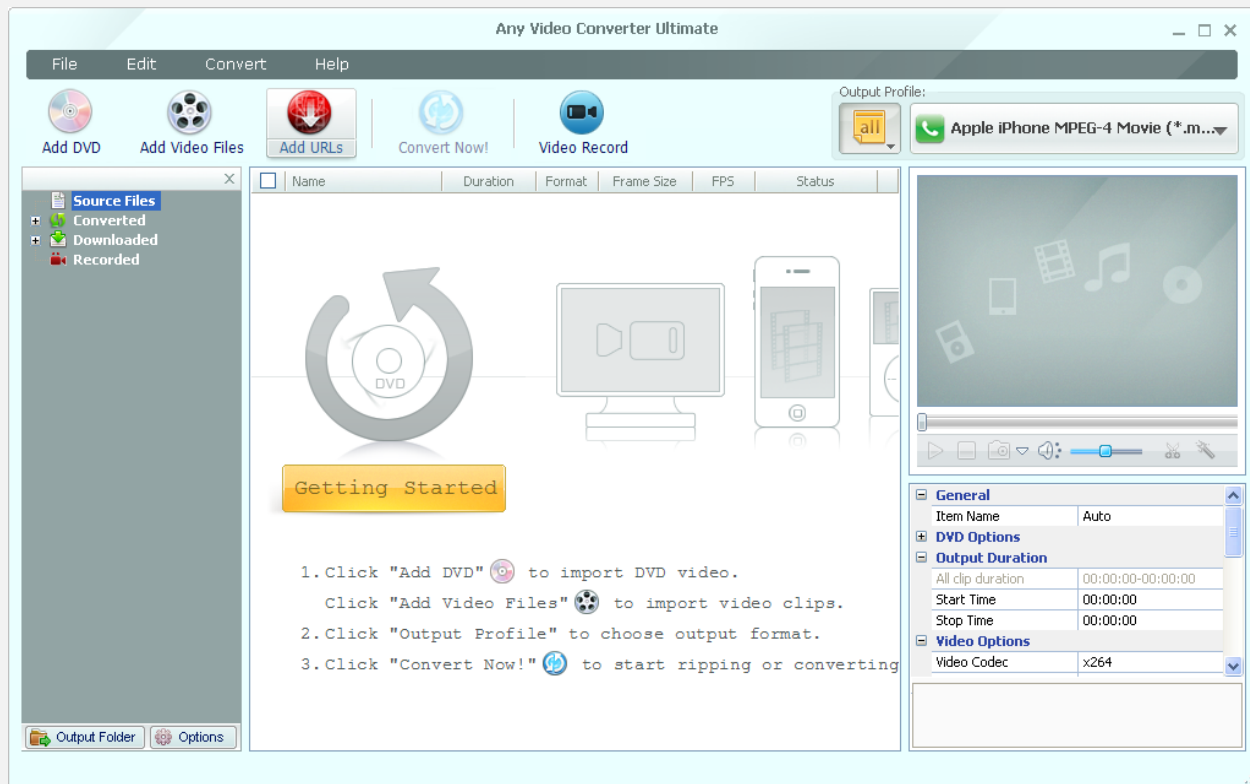
How to Download/Convert Video from YouTube with Any Video Converter Ultimate

For YouTube fans, Any Video Converter Ultimate is the best choice for downloading and converting YouTube videos to any other popular formats such as AVI, MP4, 3GP and etc. Any Video Converter Ultimate features the amazing “**downloading + converting**” one-step functions which let you enjoy YouTube videos freely and convert them to portable devices such as iPod, iPhone, iPad, Android phones or tablets and etc. Besides downloading video from YouTube, Any Video Converter Ultimate also support download videos from Nico, Google and MetaCafe.

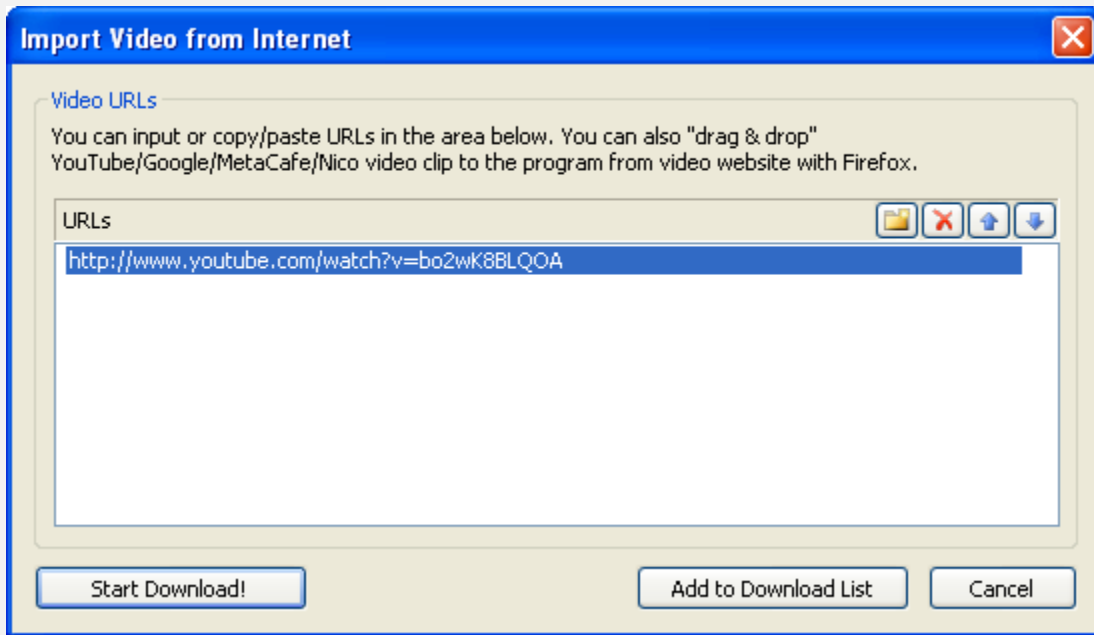
Want to have a try? Here the following is a brief guide on how to download/convert videos from YouTube with Any Video Converter Ultimate.

1. Download [Any Video Converter Ultimate](#) and install it.

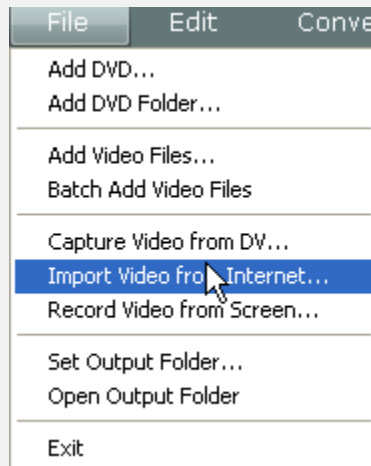
The main interface of Any Video Converter Ultimate:



2. Run this program and click Add URLs button and paste video url.



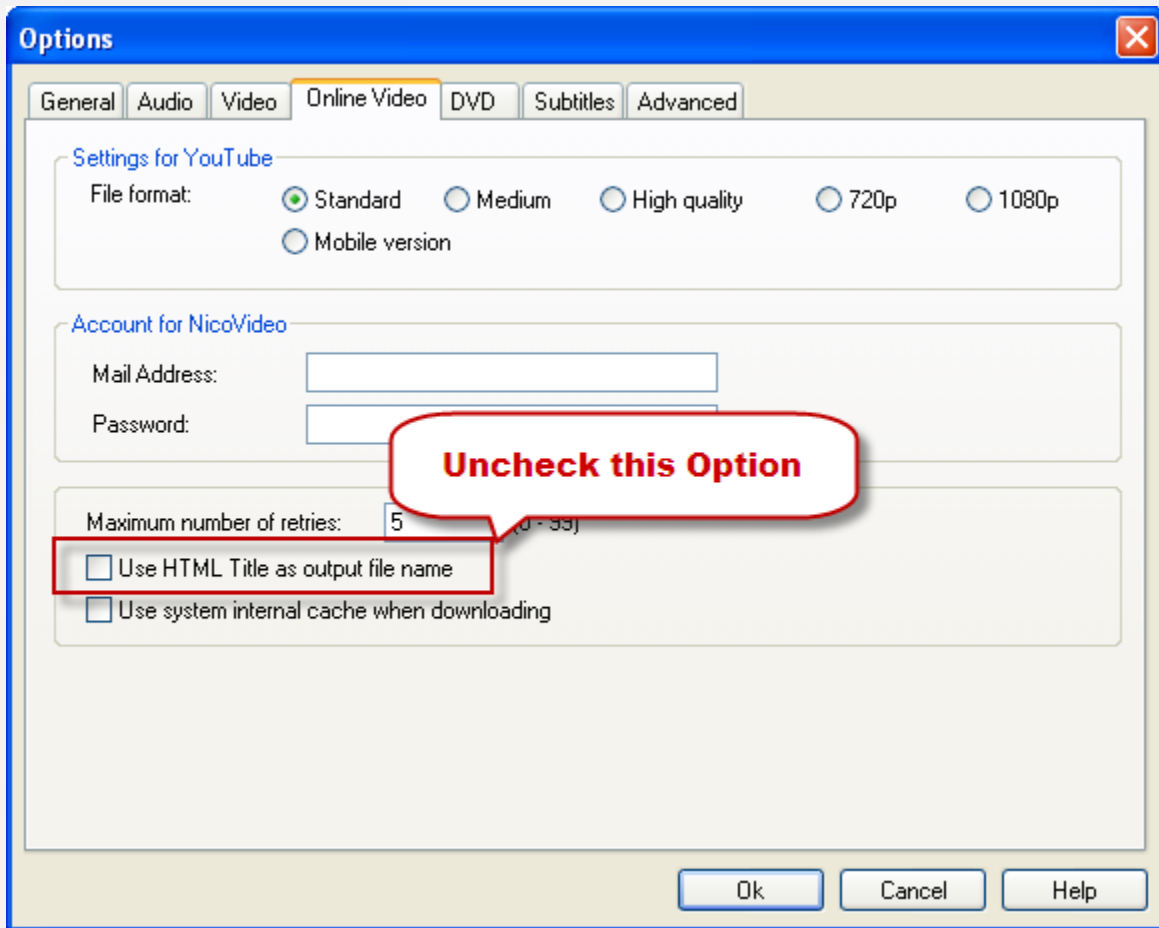
You can also choose **File > Import Video from Internet** and then click Add button to paste the URL of the video.



3. Start to download video from YouTube.

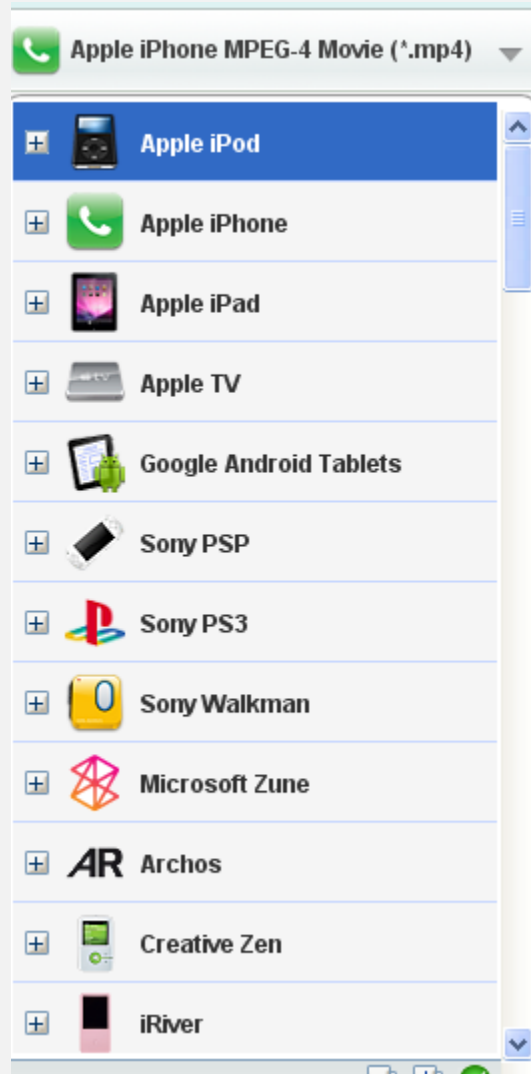
Double-click the pasted video URL to start downloading video from YouTube / Google / Nico / MetaCafe Video.

Note: To avoid downloading YouTube videos which have non-English file name not being recognized by the converter, please go to Edit > Options > Online Video, and then uncheck “**Use HTML Title as output file name**” option before downloading.



4. Convert the downloaded YouTube videos to any other video formats.

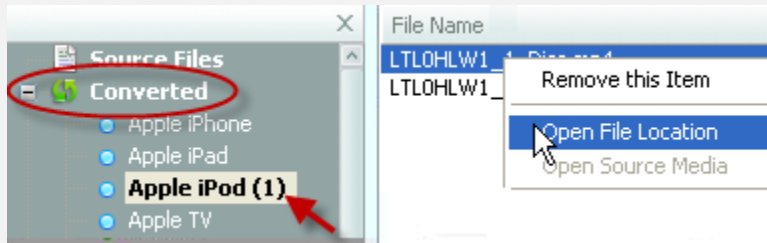
Once finished downloading video from YouTube, please go to the right panel and choose the video format you need in **Output Profile**. And then click **Convert Now** button to start converting the downloaded YouTube videos.



Notes: Before converting the YouTube videos, you can set output parameters for better output quality. But for the beginners, the default parameter is recommended.

5. Find the converted YouTube videos for your portable devices.

After the conversion finished, please go to the left panel and click **Output Folder** to find the converted videos. Or you can unfold Converted and choose the output video format, right-click it and choose **Open File Location**.



Now you can enjoy YouTube videos on your portable devices freely!

Besides downloading and converting YouTube videos, Any Video Converter Ultimate also features any other powerful functions such as video recording, DVD ripping, video editing, video to DVD burning and etc. For more detail information, please go to: http://www.any-video-converter.com/products/for_video_ultimate/