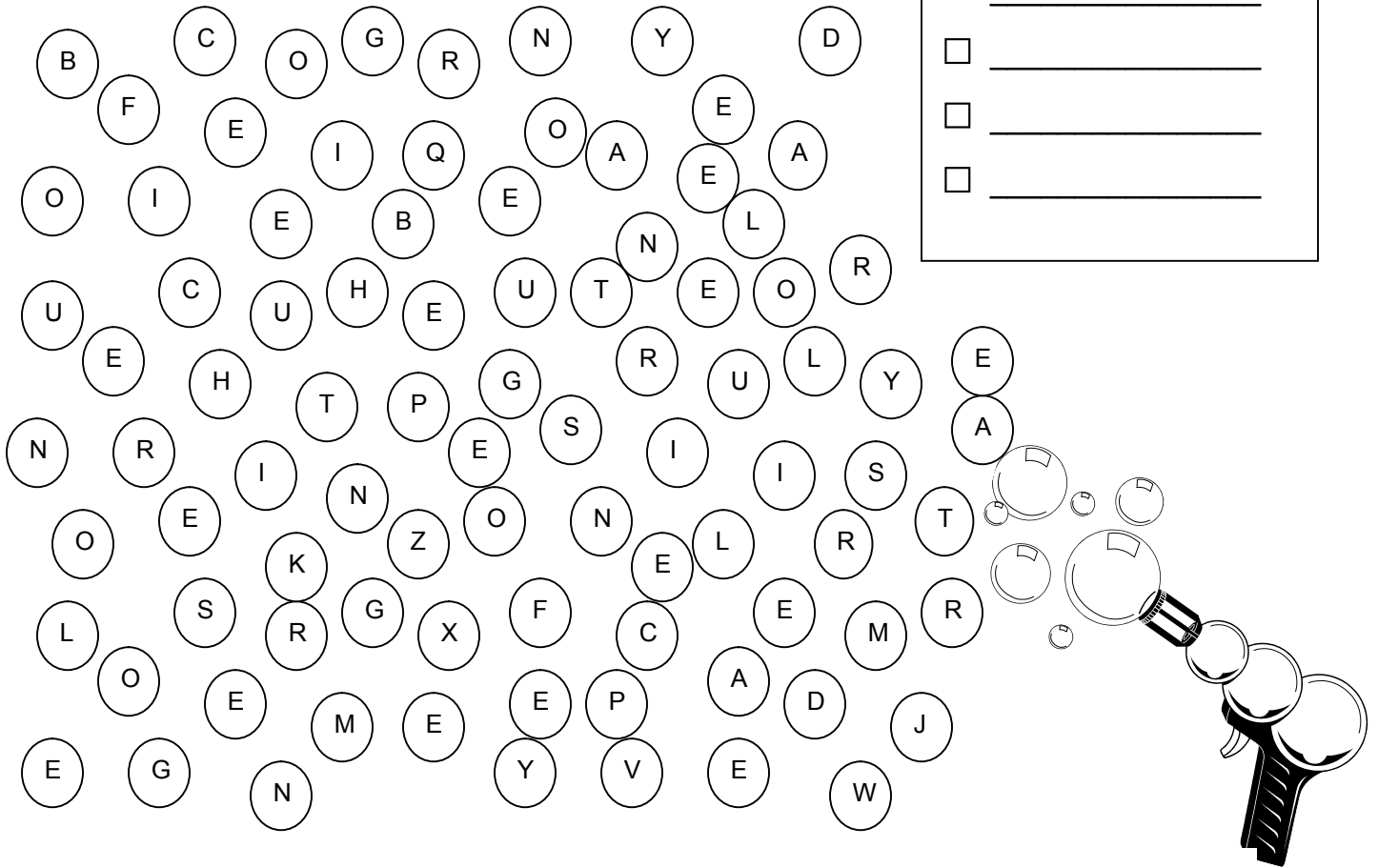


Name \_\_\_\_\_

**Spelling Bubbles**

1. Write a list of spelling words in the box.
2. Find the letters for your first word in the bubbles.  
Cross out each bubble as you use it.
3. Check off each word as you find it, and write it below.
4. You may not be able to spell all of your words.
5. Try to spell new words with any leftover bubbles.

<input type="checkbox"/>	_____
<input type="checkbox"/>	_____
<input type="checkbox"/>	_____
<input type="checkbox"/>	_____
<input type="checkbox"/>	_____
<input type="checkbox"/>	_____
<input type="checkbox"/>	_____
<input type="checkbox"/>	_____
<input type="checkbox"/>	_____



_____	_____	_____
_____	_____	_____
_____	_____	_____
_____	_____	_____
_____	_____	_____

## Orderly Letters

- 1.** Make a list of 12 spelling words in the first column.
- 2.** In the second column, write the letters in each word in alphabetical order.
- 3.** In the third column, write a new word that uses at least half of these same letters.



	<b>Spelling word</b>	<b>Letters in ABC order</b>	<b>Another word that uses at least 3 of the same letters</b>
<b>Ex.</b>	creative	a c e e i r t v	trace
1.			
2.			
3.			
4.			
5.			
6.			
7.			
8.			
9.			
10.			
11.			
12.			

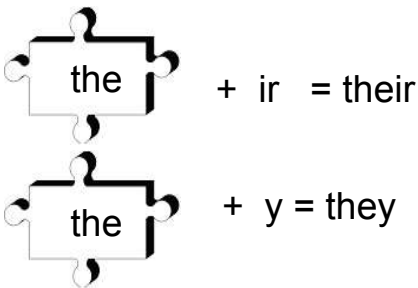
## Piece by Piece

**1.** Write 10 spelling words in the box. Put an X by the words that are the most difficult for you.

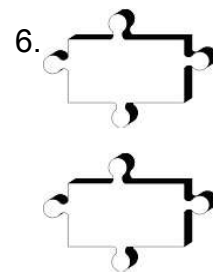
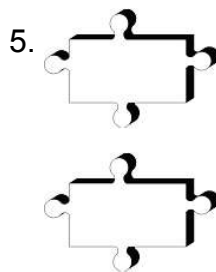
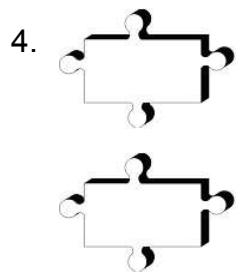
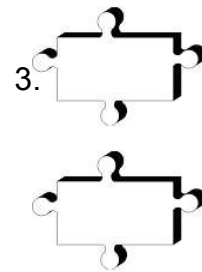
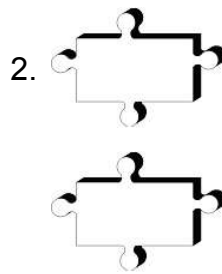
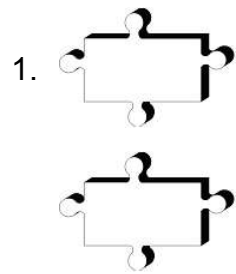
**2.** Think about other words you know that have some of the same letters. Recognizing how they are alike may help you spell your tricky words. Write some of these in the chart, as shown.

**3.** Write your spelling words, and similar words, again so that the shared letters are in the puzzle pieces. Draw more pieces on the back as needed.


Example:



Example: x	their	they, they, these
<input type="checkbox"/>	_____	_____
<input type="checkbox"/>	_____	_____
<input type="checkbox"/>	_____	_____
<input type="checkbox"/>	_____	_____
<input type="checkbox"/>	_____	_____
<input type="checkbox"/>	_____	_____
<input type="checkbox"/>	_____	_____
<input type="checkbox"/>	_____	_____
<input type="checkbox"/>	_____	_____
<input type="checkbox"/>	_____	_____



## Forward, March!



**1.** In the box, write 10-12 words spelling words that have 8 or more letters.

**2.** Inside of each word, look for words of 3 or 4 letters that can be spelled using the letters in the order they appear in your spelling word.

Example: material → mat, mate, meal, ate, tea, teal  
(You could not spell *are* because the r comes after the e in the spelling word.)

**3.** Write your spelling words and their *forward* words here. Use the back of the page if needed.

---

---

---



---

---

---

---

---

---

---

<input type="checkbox"/>	_____
<input type="checkbox"/>	_____
<input type="checkbox"/>	_____
<input type="checkbox"/>	_____
<input type="checkbox"/>	_____
<input type="checkbox"/>	_____
<input type="checkbox"/>	_____
<input type="checkbox"/>	_____
<input type="checkbox"/>	_____
<input type="checkbox"/>	_____
<input type="checkbox"/>	_____
<input type="checkbox"/>	_____

