

ALL ASSET CLASS FINANCIAL PLATFORM

SOLUTIONS FOR
UNIVERSITIES AND
LIBRARIES

VISION

Everyone in finance should have access to the best real time and historical financial information and analytical tools; not just a few traders or analysts. These tools should be modern, low cost and ultra-intuitive.

The New York Times

FT FINANCIAL TIMES

NEW YORK POST

FOX

CNBC

Entrepreneur

CRAIN'S
NEW YORK BUSINESS

BUSINESS INSIDER

Forbes
FinTech 50

MONEY.NET TERMINAL

THE WORLDS FIRST ALL ASSET CLASS FINANCIAL WORKSTATION

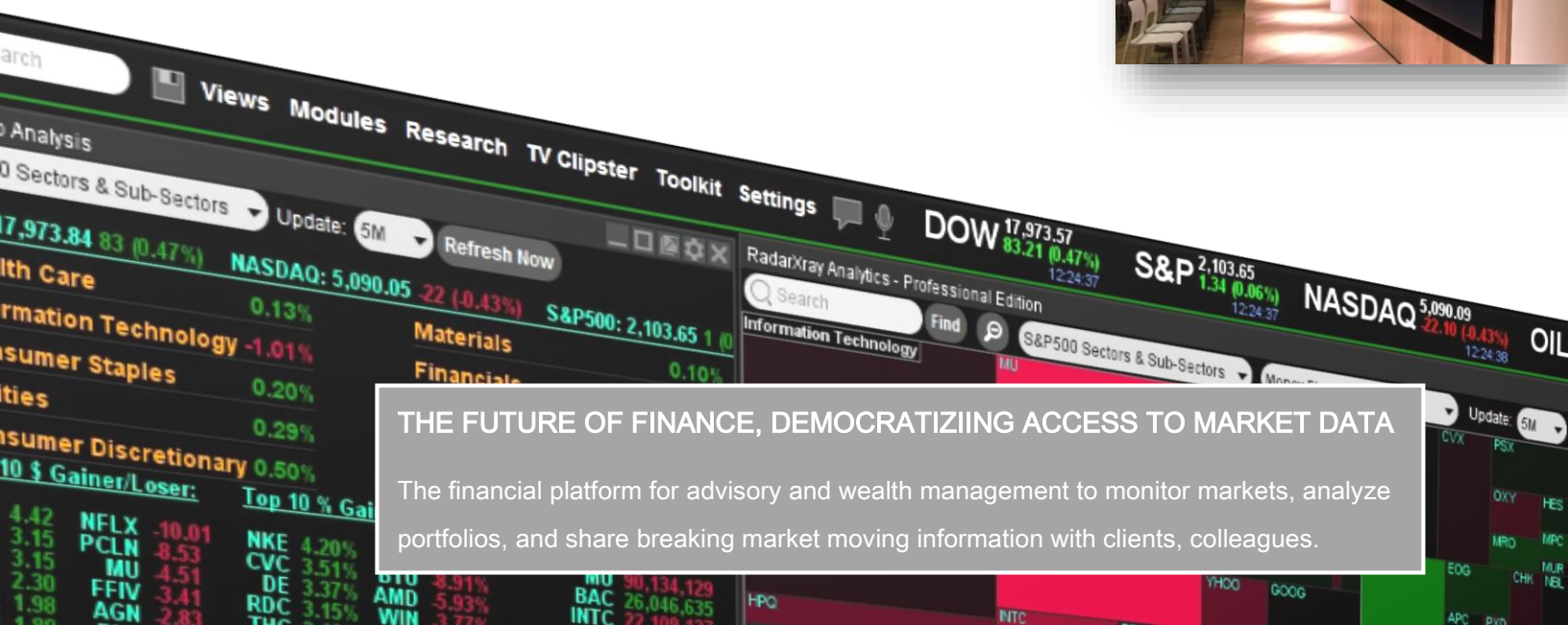

AT A UTILITY PRICE.

ONE PRODUCT, ONE PRICE: Desktop, Web, Excel and Mobile

ACCESS ANYWHERE: modern, web based, can be run anywhere, truly personal workstation

GLOBAL COVERAGE: Real Time/Historical Quotes of Equities, Commodities, Foreign Exchange & Fixed Income

NEW TECHNOLOGY IN FINANCE: Money.Net runs on the most modern web based technology, CEO Morgan Downey previous head of Bloomberg Commodities and author of Oil 101



THE FUTURE OF FINANCE, DEMOCRATIZING ACCESS TO MARKET DATA

The financial platform for advisory and wealth management to monitor markets, analyze portfolios, and share breaking market moving information with clients, colleagues.



KEY FUNCTIONALITY

COMPLETELY CUSTOMIZABLE with rich functionality and full asset class coverage including global economic data and excel spreadsheets.

EASY TO USE, MODERN design, graphics featuring an intuitive interface that requires minimal training. *The only platform that provides real time tick data to public institutions!*

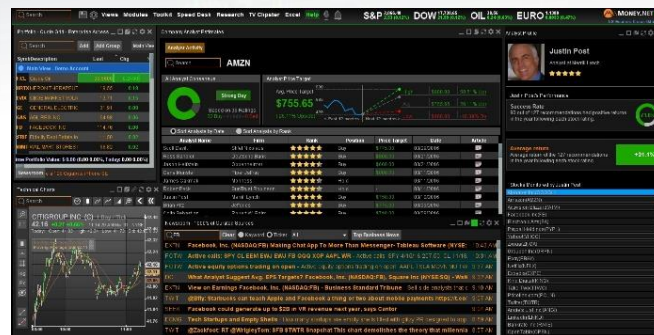
COLLABORATION made easy with the ability to share screens, modules and portfolios. Multiple chatrooms from Money.Net chat to Symphony and Slack enabled third party chat.

SCREENING & BACK TESTING: Chart pattern recognition, trade strategy back testing and screening combining both fundamental and technical and data for in-depth analysis.

ANALYST ESTIMATES: excel analytics & thousands of analysts.

Robust **EXCEL PLUG-IN:** over 350 real time and historical data fields for creating spreadsheets, macro data including pre-built templates, custom portfolio conversions and training.

PERSONAL SUPPORT: 24/7, real time live chat on homepage, portfolios and demos.





UNIQUE FEATURES

TV CLIPSTER ALERTS: Video based alert system covering financial channels. Proprietary tool pooling all channels together that can be publicly shared.

ALL THE NEWS: Speed desk, Live Squawk, top news headlines search, combining both premium and public feeds from over 1000 sources. Real time and historic articles, premium newswires (PR newswire, Dow Jones, Midnight trader etc.) with top headline aggregation.

EVERY CALENDAR: global economic calendars with historical data, commodities calendars, buybacks, dividends, splits, earnings.

- Calendars for all asset classes – global. Both in excel and platform.

ANALYTICAL TOOLS: Unusual option activity, Top movers, Price alerts, Pre-built excel templates, Spread analysis, stock research, Analyst estimate, implied volatility calculators, risk metrics, stock buybacks, calendars.

HEAT MAPS, PORTFOLIO TOOLS: sector breakdowns, heat maps on equities, FX, commodities.

TV Clipster

Fox Business: Cavuto: Coast to Coast

See the clip below which was triggered on Thursday, March 31, 02:04 pm ET from the search term: Starwood

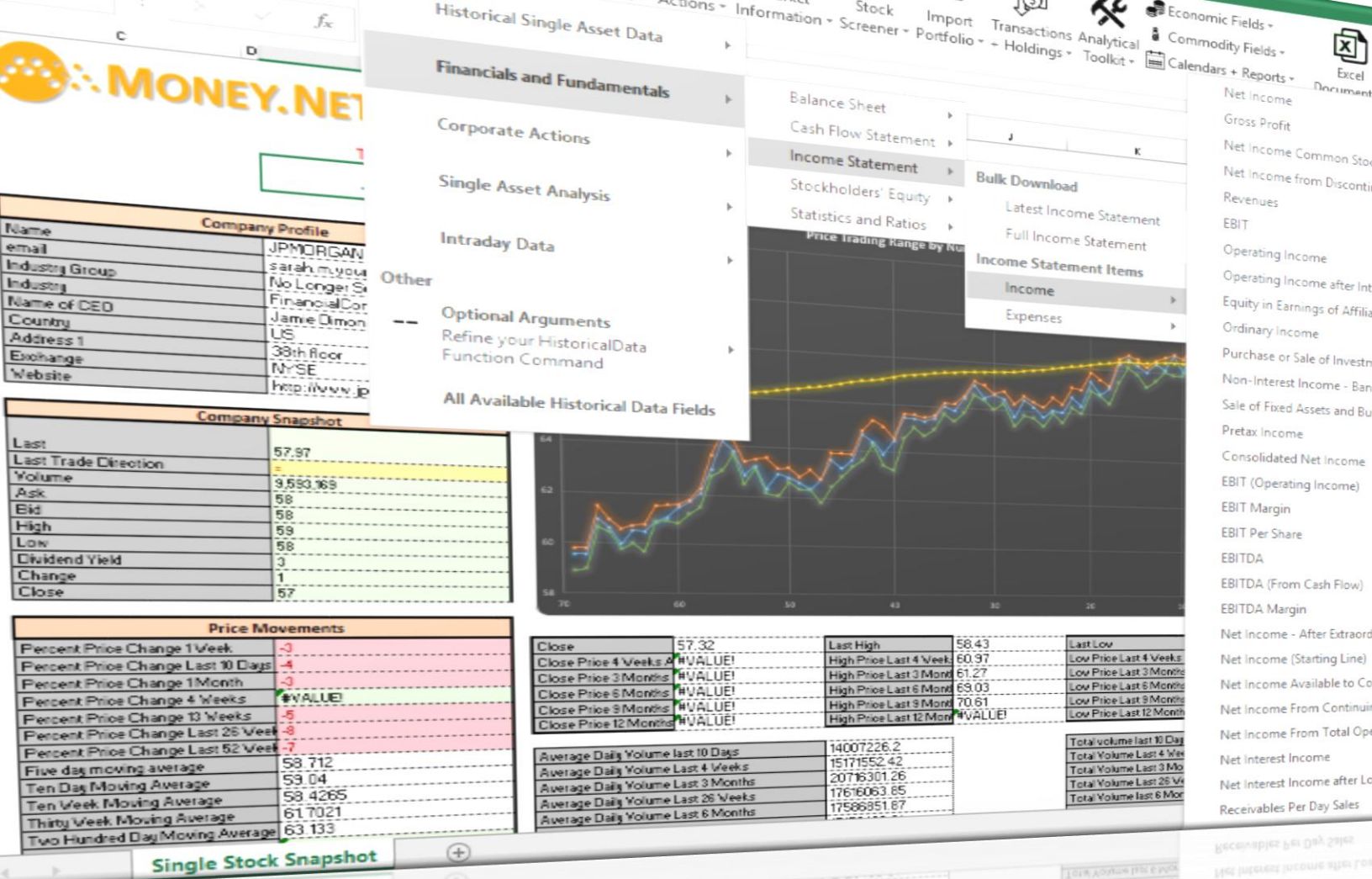
war and they want to buy the whole tile company **Starwood**. It is a story we've talked about before. Now as I said before with everything going on with China it becomes a more interesting story. It is personal for the Chinese company >> At it definitely ego in the Chinese have been buying up real estate housing and hotels for

00:01:03

years and they get their money outside of China into U.S. Dollars. We all know that. I think they can out that not only economies. Marriott an American company has been getting and they are an actual tug-of-war. But I think they can retire because of the currency war. We know how this to be portrayed and they do. too. That's what they want even more. Priced as a matter of this of thing >> Price matters.

Play 40 second clip

Share this [Facebook](#) [Twitter](#) [LinkedIn](#) [Reddit](#)



EXCEL FOR RESEARCH

WWW.MONEY.NET/EXCEL

FULL SUITE OF EXCEL ANALYTICS:

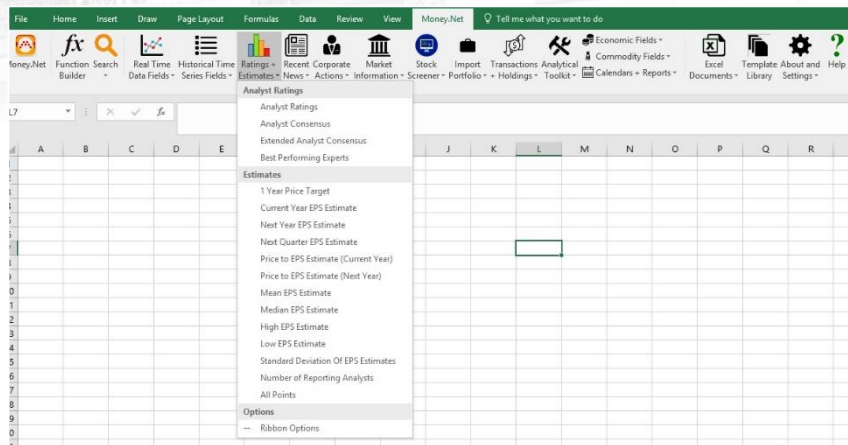
Money.Net provides an institutional grade excel plug-in enabling real time, historical and intraday financial data download going back decades on all asset classes.

QUICK FUNCTION BUILDER: Excel spreadsheet creation has never been easier with our proprietary function builder tools. Find net asset, EBITDA and all other values in a snap.

GLOBAL MACRO DATA: The Money.Net excel plug-in pulls in data from global sources such as IMF, World Bank, historical holdings data, sector performance.

COMMODITIES: Find all futures' exchanges data in a quick historical pull down button. Futures strips, intraday data, spreads, options, spot prices.

ANALYTICS AND TEMPLATES: From VWAP calculators, analyst ratings and estimates to option implied volatilities, FX tools, risk management tools and pre-built sector, macro templates excel provides it all.



AGRO Falls After-Hours, Some Investors Selling 12 Mln Shares
 03/21/16 4:40 pm - MT Newswires
 04:40 PM EDT, 03/21/2016 (MT Newswires) – Adecoagro (AGRO) fell 4.5% after-hours on Monday as the South American agricultural firm started a public offering of 12 million shares to be sold by certain shareholders, subject to conditions. Morgan Stanley (MS) is the sole bookrunner. The sellers granted the underwriter the right to purchase up to 1.8 million additional shares, which can be exercised at any time within 30 days after March 21. Adecoagro won't ...

***2 CalAmp Sinking in Late Trade After Q4 Revenue Revisions Trail Street View; Also Completes LoJack Acquisition**
 03/21/16 4:39 pm - MT Newswires
 04:39 PM EDT, 03/21/2016 (MT Newswires) – CalAmp Corp. (CAMP) was sinking in after-hours trading Monday night when the mobile communications equipment firm tonight warned it will likely miss Q4 revenue projections CalAmp said it now expects to report around \$71 million in revenue during the three months that ended Feb. 29, down from its prior forecast projecting between \$73 million and \$76 million and trailing the Capital IQ consensus looking for around \$75.87 million in ...

***3 Lufthansa places conditions on deliveries of Airbus A320neos, Bloomberg says**
 03/21/16 4:39 pm - Fly On The Wall
 Deutsche Lufthansa AG (DLAKY), the first operator of Airbus Group SE's (EADS) troubled A320neo jetliner, is putting conditions on accepting delivery of more of the planes this year after holding back on placing its second into service, Bloomberg reports.

***4 Diebold CEO reiterates confidence in Wincor merger, Reuters says**
 03/21/16 4:38 pm - Fly On The Wall
 Diebold CEO Andy Mattes reiterated his confidence in securing shareholder support for the company's proposed Wincor Nixdorf acquisition, saying, "We knew that reaching the finish line of the proposed merger was going to be close, but the potential benefits have made it worth pursuing, and the investors and customers we've met are very supportive," reports Reuters, citing a statement from Mattes. The report notes that, as of Monday, roughly 39.6% of Wincor shareholders had tendered their ...

EXTN	Ratings and Sentiment Buzz: Bank of America	2:28 PM
B	Remember When This Fed Official Said To Bri	2:26 PM
EXTN	Watching EPS Growth Bank of America Corpo	2:04 PM
IC	Bank of America Corporation (NYSE:BAC) Qui	1:55 PM
EXTN	Active Stock Review: Bank of America Corpor	1:11 PM
NYT	Most Active Stocks Now: Valeant Pharmaceut	11:33 AM
EXTN	Stock Sentiment on:Bank of America Corpora!	11:07 AM
EXTN	Shares Price Target Update For Bank of Amer	9:56 AM
EXTN	Analyst Recommendations on These Stocks: I	9:40 AM
WN	Retreated Mix Cap Active Movers - Bank of Ar	9:30 AM

Portfolio - Quote Grid - Enterprise Access Live Data

Search Add Add Group Snap Quote Option Che

Symbol	Description	Last	Chg	%Chg	Volume
WMT	WAL-MART STORE	67.97	1.02	1.52%	9,406,13
GOOGL	ALPHABET INC	762.00	6.59	0.87%	1,438,10
GE	GENERAL ELECT	31.09	0.17	0.55%	27,356,10
P:CL	Crude Oil	41.71	0.19	0.46%	462,96
FB	FACEBOOK INC	111.85	0.40	0.36%	18,413,81
AMZN	AMAZON COM INC	553.98	1.90	0.34%	5,147,32
HRTX	HERON THERAPE	17.10	0.03	0.16%	407,71
JPM-A	JPMORGAN CHAS	25.22	0.02	0.08%	79,33
:FRIFX	Fidelity Real Estate	11.41	-	0.00%	
F:GZE	Russell 2000 Grov	-	-	0.00%	
F:TU	2-Year T-Note (P)	109.03	-	0.00%	194,83

Real-Time Portfolio Value: \$ 0.00 (0.00 0.00%, Today: 0.00 0.00%)

Newsroom: Global market volatility falls to two-month low; oil pares drop

Money.Net - Economic Calendar

Go Back Show in Browser

Day	Time	Event
6		
7		
8		
9		
10		
11		
12		
13		
14		
15		
16		
17		
18		
19		
20		
21		
22		
23		
24		
25		
26		
27		
28		
29		
30		
31		

Market Focus

- 8:55 AM ET
- 9:00 AM ET
- 9:45 AM ET
- 10:00 AM ET
- 10:30 AM ET
- 11:30 AM ET

NEWS & ALERT SYSTEMS

GLOBAL NEWS FROM THOUSANDS OF SOURCES: Seeing what's moving markets real time has never been easier. Money.Net provides public and premium news from most global websites. Premium newswires are all in the newsrooms, which can easily be searched based on keywords, tickers and topics.

- Create news for your portfolios, find custom news sources (twitter)
- Pull down historical news in excel – your new research tool
- Multiple newsrooms can be put on a view to cover all different sectors, areas of finance

ALERTS: call level, price level, TV video based alerts and even oil refinery tracking alerts are available.

Money.Net INNOVATION:

- Speed Desk: summary of all real time premium feeds providing critical market intelligence
- Squawk: hear the critical market moving news via Money.Net platform
- TV Clipster: financial TV based alert system with a video clip sent to email by keyword alert, plus transcript





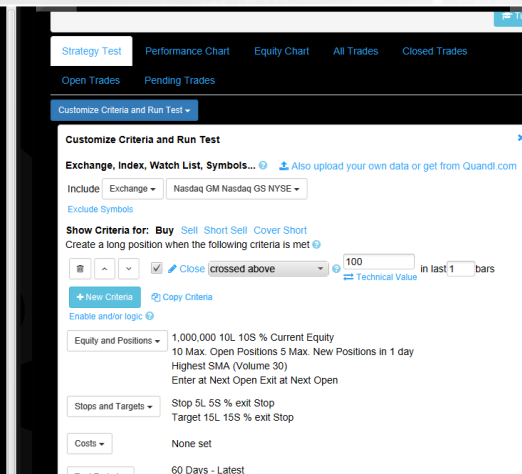
SCREENERS & ANALYST ESTIMATES

SCREENING & BACK TESTING:

Screening: ability to screen on fundamental data, price, volume and technical chart patterns

Pattern recognition: find companies, ETFs, commodities with certain chart patterns

Back testing: create custom buy, sell, cover short, short sell strategies. Show results in performance charts, equity charts or export all to excel.



GLOBAL ANALYST ESTIMATES and INSTITUTIONAL HOLDINGS DATA:

Global estimate data: sort by ranking, price, see EPS, price estimates and charts showing future price.

See **buy/sell/hold recommendation**

Search analysts by firm, ranking, data, estimate articles

Analyst profiles and average returns, success rates, stock monitored by analysts.

Dynamic updates in Excel for estimates:

Ratings and price targets: discover consensus estimates, best performing experts, 1yr price targets, high/low/median EPS estimates and more.

Transactions and holdings data: insider transactions on companies, institutional holdings, and confidence signals



Complete Financial Terminal

One Product. One Price.

DESKTOP - EXCEL - MOBILE
www.money.net
 DESKTOP - EXCEL - MOBILE

CONTACT

Andy Bodrog
 Director of Sales
andy@money.net
 646-434-0383

www.Money.Net

EXCEL: www.money.net/excel

TV CLIPSTER: www.money.net/clipster
 COVERAGE: www.money.net/coverage





FAQs

www.money.net/faq

1. Is the Money.Net resource available via IP range? Or, is it only available via login?

Money.Net is 40mb to download, works on a desktop as an executable file or in a web browser (java). It can be IP range (we can lock it down to certain computers) or it can be accessed anywhere anytime.

2. Can this be used from off campus? For example, we add URLs for our resources to our Proxy Server, so that students off campus can still be authenticated and access them. Will this work for Money.Net?

It can be used off campus. Yes, it will work anywhere and usually this is the best case scenario. One of our key selling points other than real time streaming all asset class data and price is that the terminals are truly personal, users can log in from anywhere, anytime, have their own screen, color combinations etc. We also provide real time support, live chat to EACH user. In addition, we provide excel support, universities can create excel templates as assignments for our library etc.

3. Is the pricing by number of users, logins, etc? If so, please give a variety of price breakdowns so that we can learn more about our options.

Price is normally \$150/month for retail users, for universities we offer large bundled discounts. Pricing is based on number of users, accounts. An account is an email and a password, that can access our mobile, excel and desktop app, anywhere anytime.

The more the account size, the larger the price flexibility, discount. Fe. 2 accounts would be \$2000 for 12 months. 5 accounts \$4500/year, 10 accounts \$8000/year etc.

Ideal scenario would be a whole class or finance department having Money.Net account, 20+ accounts for \$10-15k/year. Our goal is exposure and we are built on scale, thus we can deliver at unheard of prices.

4. If logins are the only way to use the resource, please describe how they are managed. (E.G. Can they be generic and widely distributed? Are these limits only regarding simultaneous use, etc.)

Logins can be anything you desire, usually it's an email address. We can create usernames or students use their own university emails, or you buy a range of usernames fe. money@university.edu etc.

5. Do you provide usage statistics? Are they available only by request, or will we be given admin information in order to pull them ourselves?

We provide usage statistics. You can see the logins, from where, and you can also log into their account, see portfolios, share screens etc.

6. It sounds like you offer flexible start dates for subscribers, e.g. beginning on any day of the month.

Yes, we don't have strict subscription dates or lock in periods. It can be month to month, annual starting any date.

7. Are there terms or licensing agreements?

We generally only have licensing agreements for large group accounts (10+). For everything else, it's the terms and conditions page <https://www.money.net/terms-of-service> It is a simple subscription based service, we bill by credit card, check, invoice and users get log in details and we provide invoice.