



How Do I Build a Quiz Part 2—Questions

Questions

You may add a variety of different types of questions in the Quiz module.



To start creating/adding questions to categories created in Part 1, navigate to the Administration block, click on Question bank, then questions.

Question bank

Select a category:

Moodle Basics - Chapter 1

Course: 201720.UNIV.1000.011
Default for 201720.UNIV.1000.011

Moodle Basics - Chapter 1

Moodle Basics - Chapter 2

Moodle Basics - Chapter 3

Moodle Basics - Chapter 4

Moodle Basics - Chapter 5

Category: Testing Moodle
Default for Testing Moodle

System
Default for System

Using the Select a category drop down menu, select the category where you would like your question to be located.

Click on the “Create a new question” button.

Create a new question ...

The “Choose a question type to add” menu will appear. Moodle offers a wide selection of question types. The three most commonly used question types are true/false, multiple choice and essay. We will focus on these.

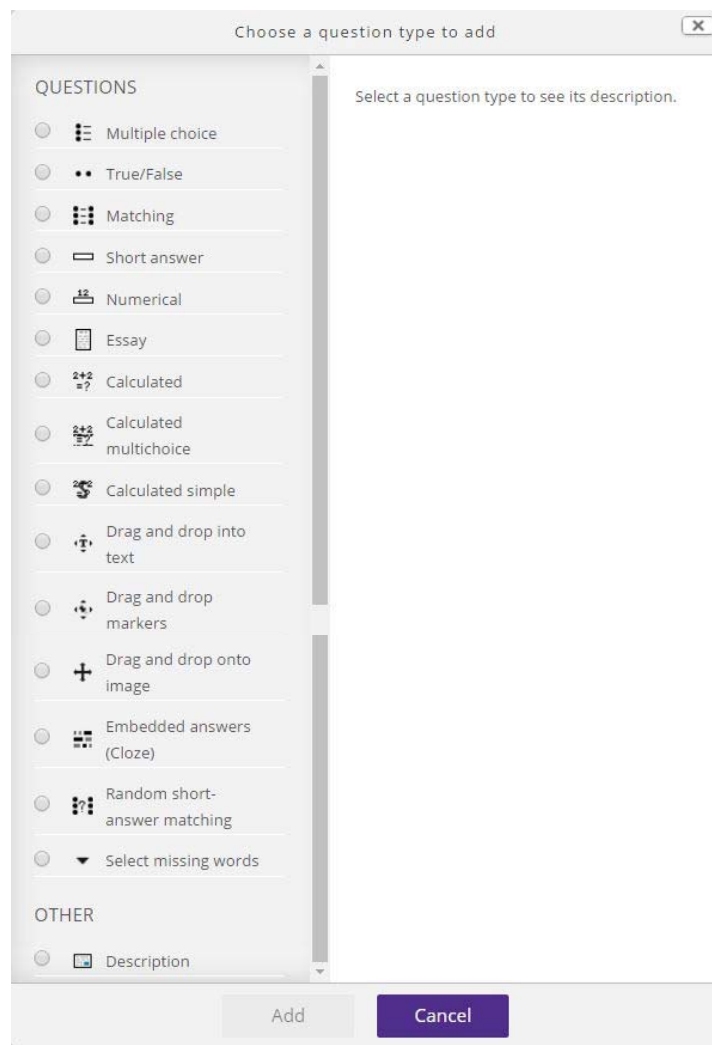
How Do I Build a Quiz Part 2—Questions

Adding Questions

To add a question, click on the question type.

To the right of the question types, there is a help screen that will describe the type of question chosen.

Click on the “Add” button.



How Do I Build a Quiz Part 2—Questions

Adding a True/False Question

Make sure that you have the correct Category selected.

Give the Question a name. This is just an identifying name. This name will appear in the list of questions in the category. Tip: use the first few words of the question.

Question Text is where you would type the actual question.

Default Mark is the maximum number of marks for this question.

General Feedback is shown to the student after they have completed the question.

▼ General

Category: Moodle Basics - Chapter 1

Question name*: Students can reply

Question text*:
Students can reply to a news forum.

Path: p

Default points*: 2

General feedback ?

Students can reply to a news forum.

Correct answer: False

Feedback for the response 'True':

Feedback for the response 'False':

According to the Syllabus, students cannot reply to News Forums. News Forums are a special type of forum that Instructors can use to post important course news.

Correct answer—use the drop down menu and select true or false.

If you would like to add feedback for the “True” response or the “False” response, Moodle provides a textbox for this information.

Click on “Save changes.”

You now have one question in the Chapter 01 question bank.

Question bank

Select a category:
Moodle Basics - Chapter 1 (1)

Moodle Basics - Chapter 1 Questions - 1st Edition

Show question text in the question list

Search options ▼

Also show questions from subcategories

Also show old questions

Create a new question ...

Question	Created by	Last modified by
•• Students can reply	Jennifer Stanfield March 20 2017, 12:23 PM	Jennifer Stanfield March 20 2017, 12:24 PM

How Do I Build a Quiz Part 2—Questions

Adding a Multiple Choice Question

Follow the instructions on page one.

Make sure that you have the correct Category selected.

Give the Question a name. This is just an identifying name. This name will appear in the list of questions in the category. Tip: use the first few words of the question.

Question Text is where you would type the actual question.

Default Mark is the maximum number of marks for this question.

General Feedback is shown to the student after they have completed the question.

▼ General

Category Moodle Basics - Chapter 1 (1)

Question name* What types of forums

Question text*

What types of forums are available in Moodle?

Path: p

Default points* 2

General feedback ?

One or multiple answers? One answer only

Shuffle the choices?

Number the choices? a., b., c., ...

One or multiple answers—do you want to have one correct answer or more than one? Use the drop down menu and select the number of correct answers you want.

Shuffle the choices—if enabled, the order of the answers is randomly shuffled for each attempt. Tip: if you have “all of the above” or “none of the above” answers, select “No.”

Number the choices—this allows you to decide how your answers are numbered.

How Do I Build a Quiz Part 2—Questions

Adding a Multiple Choice Question

Answers—Moodle gives you the option of 5 answers. However, you can add or subtract to suit your needs.

Choice 1 text box—type in your answer.



If the answer is correct, select 100% from the Grade drop down menu. If it is incorrect, leave the Grade set at None.



Feedback—you can add feedback if you wish.

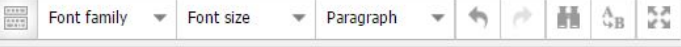
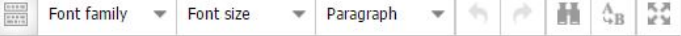
Follow this procedure for all choices.

You must provide an answer or Moodle will not allow you to save your question.

▼ Answers

Choice 1	
	News Forum
	Path: p
Grade	100% ▼
Feedback	
	Path: p

Choice 2	
	Assignment Forum
	Path: p
Grade	None ▼
Feedback	
	Path: p

Choice 3	
	Quiz Forum
	Path: p
Grade	None ▼
Feedback	

How Do I Build a Quiz Part 2—Questions

Adding a Multiple Choice Question

Blanks for 3 more choices—
more choices can be added 3
at a time if needed.

Save changes.

Choice 4

Font family ▼ Font size ▼ Paragraph ▼ ↶ ↷ 📄 🗑️ 🔄

Feedback Forum

Path: p

Grade None ▼

Feedback

Font family ▼ Font size ▼ Paragraph ▼ ↶ ↷ 📄 🗑️ 🔄

Path: p

Choice 5

Font family ▼ Font size ▼ Paragraph ▼ ↶ ↷ 📄 🗑️ 🔄

Survey Forum|

Path: p

Grade None ▼

Feedback

Font family ▼ Font size ▼ Paragraph ▼ ↶ ↷ 📄 🗑️ 🔄

Path: p

Blanks for 3 more choices

▶ Combined feedback

▶ Multiple tries

Save changes and continue editing

You now have 2 questions in the Chapter 01 question bank.

Question bank

Select a category:

Moodle Basics - Chapter 1 (2) ▼

Moodle Basics - Chapter 1 Questions - 1st Edition

Show question text in the question list

Search options ▼

Also show questions from subcategories

Also show old questions

Create a new question ...

	Created by	Last modified by
	First name / Last name / Date	First name / Last name / Date
<input type="checkbox"/> 📄 What types of forums	Jennifer Stanfield March 20 2017, 12:36 PM	Jennifer Stanfield March 20 2017, 12:36 PM
<input type="checkbox"/> 🗑️ Students can reply	Jennifer Stanfield March 20 2017, 12:23 PM	Jennifer Stanfield March 20 2017, 12:24 PM

How Do I Build a Quiz Part 2—Questions

Adding an Essay Question

Follow the instructions on page one.

Make sure that you have the correct Category selected.

Give the Question a name. This is just an identifying name. This name will appear in the list of questions in the category. Tip: use the first few words of the question.

Question Text is where you would type the actual question.

Default Mark is the maximum number of marks for this question.

General Feedback is shown to the student after they have completed the question.

Adding an Essay question

The screenshot shows the 'Adding an Essay question' form in Moodle. The 'General' section is expanded, revealing the following fields:

- Category:** Moodle Basics - Chapter 1 (2)
- Question name:** What are the types of forums
- Question text:** What are the types of forums available in Moodle?
- Default points:** 2
- General feedback:** (Empty text area)

Response Options

The 'Response Options' section includes the following settings:

- Response format:** HTML editor (selected)
- Require text:** (Checked)
- Input box size:** (Default)
- Allow attachments:** No
- Require attachments:** Attachments are optional

Response format—use the drop down menu and select the type of text you would like for your students to use. HTML editor is recommended.

Input box size—select how many lines the response box contains.

Allow attachments—select yes or no.

Response template—any text entered here will be displayed in the response input box when a new attempt at the question starts.

Save changes.

How Do I Build a Quiz Part 2—Questions

Adding an Essay Question

You now have 3 questions in the Chapter 01 question bank.

Note: Moodle will not automatically grade Essay questions. You will have to manually grade these questions.

Question bank

Select a category:

Moodle Basics - Chapter 1 (3)

Moodle Basics - Chapter 1 Questions - 1st Edition

Show question text in the question list

Search options ▼

Also show questions from subcategories

Also show old questions

Create a new question ...

	Question	Created by First name / Last name / Date	Last modified by First name / Last name / Date
<input type="checkbox"/>	What are the types of forums	Jennifer Stanfield March 20 2017, 12:42 PM	Jennifer Stanfield March 20 2017, 12:42 PM
<input type="checkbox"/>	What types of forums	Jennifer Stanfield March 20 2017, 12:36 PM	Jennifer Stanfield March 20 2017, 12:36 PM
<input type="checkbox"/>	Students can reply	Jennifer Stanfield March 20 2017, 12:23 PM	Jennifer Stanfield March 20 2017, 12:24 PM

Once all of your questions have been created, you can create your quiz.