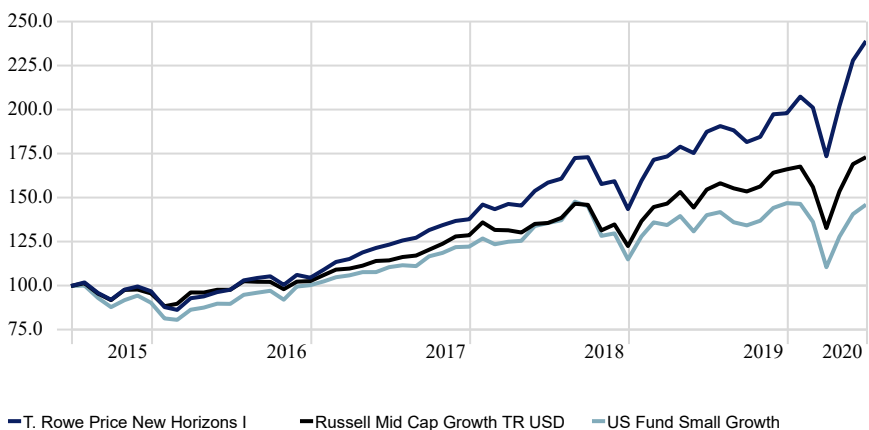


**Investment Strategy**

The investment seeks long-term capital growth. The fund invests primarily in a diversified group of small, emerging growth companies, preferably early in their corporate life cycle before the companies become widely recognized by the investment community. It may also invest in companies that offer the possibility of accelerating earnings growth because of rejuvenated management, new products, or structural changes in the economy.

**Growth of \$100**

Time Period: 7/1/2015 to 6/30/2020



**Fund Information**

Category	US Fund Mid-Cap Growth
Benchmark	Russell 2000 Growth TR USD
Prospectus Objective	Aggressive Growth
Inception Date	8/28/2015
Fund Size (\$)	32,759,877.89
Manager Name	Joshua K. Spencer
Manager Tenure (Longest)	1.33
Prospectus Net Expense Ratio	0.65*
Prospectus Gross Expense Ratio	0.65*
Sharpe Ratio (5 Year)	1.00
Std Dev (5 Year)	17.92
Turnover Ratio %	45.80
Morningstar Rating Overall	★★★★★

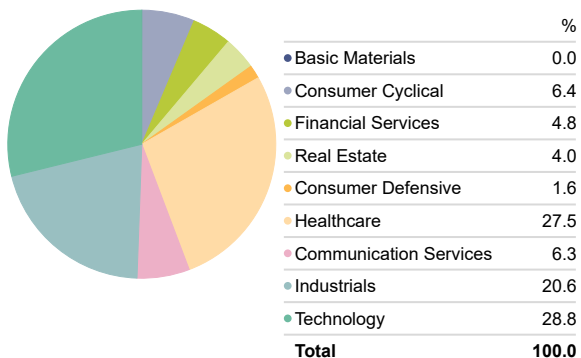
**Performance Disclosure**

The Overall Morningstar Rating is based on risk-adjusted returns, derived from a weighted average of the three-, five-, and 10-year (if applicable) Morningstar metrics. The performance data quoted represents past performance and does not guarantee future results. The investment return and principal value of an investment will fluctuate; thus an investor's shares, when sold or redeemed, may be worth more or less than their original cost.

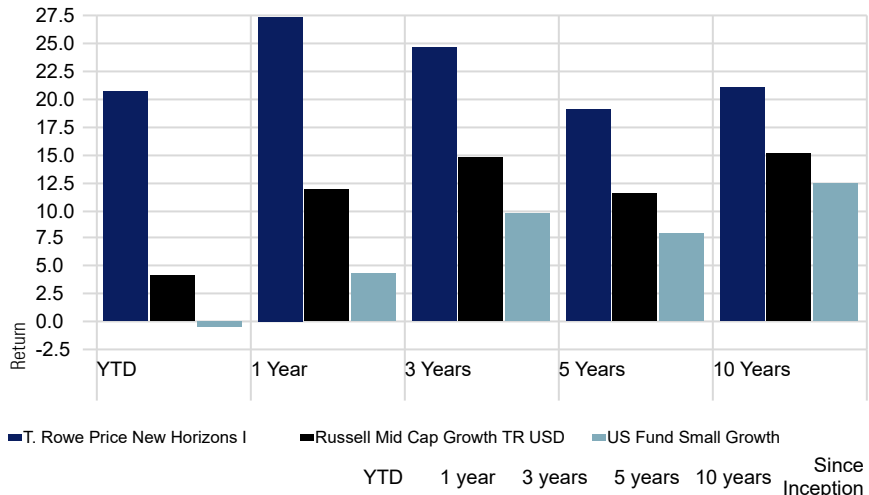
\*Effective 01/01/2019 the Plan will assess an additional levelized fee of 0.32% to cover general administrative expenses as part of the Fund's daily unit value calculation, for a total net expense of 0.97% annually. This additional fee is not reflected in the performance results shown on this fact sheet. Please see the quarterly Plan Fee Disclosure for performance inclusive of the additional fee.

**Sector Exposure**

Portfolio Date: 3/31/2020



**Performance**



**Top Holdings (% of Assets)**

Portfolio Date: 3/31/2020

Booz Allen Hamilton Holding Corp Class A	3.16
DexCom Inc	3.13
MSCI Inc	2.90
Cable One Inc	2.80
CoStar Group Inc	2.75
DocuSign Inc	2.70
Veeva Systems Inc Class A	2.67
Waste Connections Inc	2.43
Armstrong World Industries Inc	2.39
Old Dominion Freight Lines Inc	2.32

	YTD	1 year	3 years	5 years	10 years	Since Inception
T. Rowe Price New Horizons I	20.68	27.46	24.61	19.02	21.16	12.13
Russell Mid Cap Growth TR USD	4.16	11.91	14.75	11.59	15.09	
US Fund Small Growth	-0.58	4.24	9.71	7.88	12.44	10.41

**Past performance does not guarantee future results. Contact Voya Financial™ (the Plan's recordkeeper) for a copy of the most recent prospectus prior to investing. For the most recent month end performance, call (855) 646-7549.**

© NFP Retirement All Rights Reserved. Data provided by Morningstar Direct. The information contained herein: (1) is proprietary to NFP Retirement, and/or its content providers; (2) may not be copied or distributed; and (3) is not warranted to be accurate, complete or timely. Neither NFP Retirement nor Morningstar Direct is responsible for any damages or losses arising from any use of this information. Fact sheet is not complete without accompanying disclosure pages.