

BEHR 
2020
 COLOR TRENDS

PROJECT INSPIRATION: **ROOM MAKEOVER**

Give a neglected niche space a stylish update.

HERE'S WHAT YOU NEED...


- Canvas Dropcloth
- Ladder
- Brushes
- Painter's Tape
- Roller & Paint Tray
- BEHR® Interior Paint
Painter's White PPU18-08
Red Pepper PPU2-02



STEP 1: Clear Space


Target desired space in home and remove unwanted clutter to start project and reclaim your space.

Tip: For a clean and light look, paint walls with BEHR® Interior Paint in Painter's White PPU18-08.




STEP 2: Paint

Select a focal wall and paint with a contrasting color. For dramatic impact we painted with BEHR® Interior Paint in Red Pepper PPU2-02.




STEP 3: Rugs

Area rugs add a pop of color on the floor and complement the walls.



STEP 4: Furniture

Bring in larger furniture pieces to fill the space and create a comfortable niche for relaxing.



STEP 5: Accent Pieces

Balance the space with smaller furniture pieces like chairs and side tables.



STEP 6: Add Details and Enjoy!

Add lighting, artwork and decorative items for personality and style to the finished space.

*Please refer to the label or website for complete application instructions.