

# 3rd Grade Sight Word Sentences

By Erica @ Confessions of a Homeschooler

## **Erica Made Designs, LLC Terms of Use**

All downloads on [www.confessionsofahomeschooler.com](http://www.confessionsofahomeschooler.com) and its contents are copyright of Erica Made Designs, LLC © 2012. All rights reserved.

### **Personal Use Only:**

**My downloads are provided to you for your own personal use.** Accordingly, you agree that you will not copy, alter, modify, create derivative works, or publicly display any content from my downloads, except for your own personal, non-commercial use. You may post pictures of your student using my downloads on your blog or website provided that Confessions of a Homeschooler is properly attributed in the post.

**No Redistribution.** You may not repackage or redistribute the contents of these downloads, in whole or in part, for any reason.

**No Commercial Use.** My downloads may not be used for commercial purposes. For example, you may not do any of the following: use the downloads to sell a product or service; use the download to increase traffic to your web site for commercial reasons, such as advertising sales.

Any use of the downloads that infringes upon the intellectual property rights of Confessions of a Homeschooler or that is for commercial purposes will be investigated, and the owner shall have the right to take appropriate civil and criminal legal action.

### **Modifications of Terms.**

I shall have the right to modify the terms of this Agreement at any time, which modification shall be effective immediately and shall replace all prior Agreements.

### **You are more than welcome to:**

- Save the files on your computer and print off copies for yourself {or classroom} whenever you would like.
- Link directly to [www.confessionsofahomeschooler.com](http://www.confessionsofahomeschooler.com) to share my files with others.
- Write blog posts showing images of your students using my files as long as proper credit to Confessions of a Homeschooler is given.

### **YOU MAY NOT:**

- **Host** any of my files on your own or other sites.
- **Alter** my files.
- Sell files to make a profit: All files are for personal use only. You may NOT use my items for sale or profit. ~ i.e. print them off, laminate them and sell them to others.
- Transmit or store any resources on any other website or other form of electronic retrieval system.
- All downloads are copyright protected. Not to be distributed, transferred, or shared in any form.


**Clipart:** Clipart used by permission from [www.clipart.com](http://www.clipart.com)

If you have any questions please feel free to email me directly at [erica@confessionsofahomeschooler.com](mailto:erica@confessionsofahomeschooler.com). I will do my best to respond promptly.

Name: \_\_\_\_\_

*I love to learn  
about cars.*

*About*



Trace the word and read the word out loud.

*about about about*

Write the word on your own 3 times.

\_\_\_\_\_

\_\_\_\_\_

\_\_\_\_\_

Cut out the letters at the bottom of the page, paste them in the squares below, then trace each letter:

*I love to learn*

--	--	--	--	--

*cars.*

Write your sight word on the blank line to complete the sentence:

*I love to learn* \_\_\_\_\_ *cars.*



Write a sentence using your new sight word and read it out loud.

\_\_\_\_\_

\_\_\_\_\_

\_\_\_\_\_

Cut out letters and glue them to the sentence spaces above  
->



Name: \_\_\_\_\_

*better*

Cookies are *better*  
with milk!



Trace the word and read the word out loud.

*better better better*

Write the word on your own 3 times.

Cut out the letters at the bottom of the page, paste them in the squares below, then trace each letter:

*Cookies are*

--	--	--	--	--	--	--





*with milk!*

Write your sight word on the blank line to complete the sentence:

*Cookies are* \_\_\_\_\_ *with milk!*

Write a sentence using your new sight word and read it out loud.


Cut out letters and glue them to the sentence spaces above



Name: \_\_\_\_\_

*bring*

Please *bring*  
me some food.



Trace the word and read the word out loud.

*bring bring bring*

Write the word on your own 3 times.

Cut out the letters at the bottom of the page, paste them in the squares below, then trace each letter:

*Please*

--	--	--	--	--


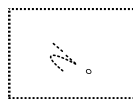


*me some food.*

Write your sight word on the blank line to complete the sentence:

*Please* \_\_\_\_\_ *me some food.*

Write a sentence using your new sight word and read it out loud.

Cut out letters and glue them  
to the sentence spaces above



Name: \_\_\_\_\_

\_\_\_\_\_

\_\_\_\_\_

*carry*

\_\_\_\_\_



I can't **carry** all  
of these books!

Trace the word and read the word out loud.

\_\_\_\_\_

*carry carry carry*

\_\_\_\_\_

Write the word on your own 3 times.

\_\_\_\_\_

\_\_\_\_\_

\_\_\_\_\_

Cut out the letters at the bottom of the page, paste them in the squares below, then trace each letter:

*I can't*

--	--	--	--	--

*all of these books!*

Write your sight word on the blank line to complete the sentence:

*I can't \_\_\_\_\_ all of these books!*




Write a sentence using your new sight word and read it out loud.

\_\_\_\_\_

\_\_\_\_\_

\_\_\_\_\_

Cut out letters and glue them  
to the sentence spaces above  
->



Name: \_\_\_\_\_

Super Dog will **clean** the house!

clean



Trace the word and read the word out loud.

clean clean clean

Write the word on your own 3 times.

Cut out the letters at the bottom of the page, paste them in the squares below, then trace each letter:

Super Dog will 

--	--	--	--	--






 the house!

Write your sight word on the blank line to complete the sentence:

Super Dog will \_\_\_\_\_ the house!

Write a sentence using your new sight word and read it out loud.

Cut out letters and glue them to the sentence spaces above



Name: \_\_\_\_\_

cut

I should get  
a hair *cut*!



Trace the word and read the word out loud.

cut cut cut cut

Write the word on your own 4 times.

Cut out the letters at the bottom of the page, paste them in the squares below, then trace each letter:

I should get a hair






Write your sight word on the blank line to complete the sentence:

I should get a hair \_\_\_\_\_ .

Write a sentence using your new sight word and read it out loud.

Cut out letters and glue them  
to the sentence spaces above

->






Name: \_\_\_\_\_

*done*

Are you *done* with  
your homework?



Trace the word and read the word out loud.

*done done done*

Write the word on your own 3 times.

Cut out the letters at the bottom of the page, paste them in the squares below, then trace each letter:

Are you 

--	--	--	--



 with your homework?

Write your sight word on the blank line to complete the sentence:

Are you \_\_\_\_\_ with your homework?

Write a sentence using your new sight word and read it out loud.

Cut out letters and glue them  
to the sentence spaces above  
->



Name: \_\_\_\_\_


\_\_\_\_\_

\_\_\_\_\_

*draw*

\_\_\_\_\_

Can you *draw*  
me a picture?



Trace the word and read the word out loud.

\_\_\_\_\_

*draw draw draw*

\_\_\_\_\_

Write the word on your own 3 times.

Cut out the letters at the bottom of the page, paste them in the squares below, then trace each letter:

Can you 

--	--	--	--

 me a picture?

Write your sight word on the blank line to complete the sentence:

Can you \_\_\_\_\_ me a picture?




Write a sentence using your new sight word and read it out loud.

\_\_\_\_\_

\_\_\_\_\_

\_\_\_\_\_

Cut out letters and glue them to the sentence spaces above



Name: \_\_\_\_\_

*drink*

May I please  
have a **drink**?



Trace the word and read the word out loud.

*drink drink drink*

Write the word on your own 3 times.

Cut out the letters at the bottom of the page, paste them in the squares below, then trace each letter:

*May I please have a*




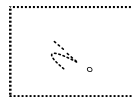


?

Write your sight word on the blank line to complete the sentence:

*May I please have a \_\_\_\_\_ ?*

Write a sentence using your new sight word and read it out loud.


Cut out letters and glue them  
to the sentence spaces above



Name: \_\_\_\_\_

*eight*

*I've had eight  
doughnuts!*



Trace the word and read the word out loud.

*eight eight eight*

Write the word on your own 3 times.

Cut out the letters at the bottom of the page, paste them in the squares below, then trace each letter:

*I've had*

--	--	--	--	--



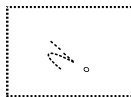

*doughnuts!*

Write your sight word on the blank line to complete the sentence:

*I've had* \_\_\_\_\_ *doughnuts!*

Write a sentence using your new sight word and read it out loud.


Cut out letters and glue them  
to the sentence spaces above



Name: \_\_\_\_\_

fall

Be careful not  
to fall!



Trace the word and read the word out loud.

fall fall fall

Write the word on your own 3 times.

Cut out the letters at the bottom of the page, paste them in the squares below, then trace each letter:

Be careful not to



!





Write your sight word on the blank line to complete the sentence:

Be careful not to \_\_\_\_\_ !

Write a sentence using your new sight word and read it out loud.

Cut out letters and glue them  
to the sentence spaces above

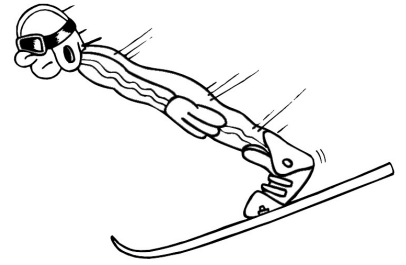
->



Name: \_\_\_\_\_

far

That jump is  
very *far*!



Trace the word and read the word out loud.

far far far far

Write the word on your own 4 times.

Cut out the letters at the bottom of the page, paste them in the squares below, then trace each letter:

That jump is very 

--	--	--

 !




Write your sight word on the blank line to complete the sentence:

That jump is very \_\_\_\_\_ !

Write a sentence using your new sight word and read it out loud.

Cut out letters and glue them  
to the sentence spaces above

->



Name: \_\_\_\_\_

full

This soup is full  
of vegetables.



Trace the word and read the word out loud.

full full full full

Write the word on your own 4 times.

Cut out the letters at the bottom of the page, paste them in the squares below, then trace each letter:

This soup is 

--	--	--	--


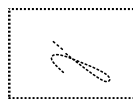

 of vegetables.

Write your sight word on the blank line to complete the sentence:

This soup is \_\_\_\_\_ of vegetables.

Write a sentence using your new sight word and read it out loud.

Cut out letters and glue them  
to the sentence spaces above



Name: \_\_\_\_\_

got

Have you *got*  
any ice cream?



Trace the word and read the word out loud.

got got got got

Write the word on your own 4 times.

Cut out the letters at the bottom of the page, paste them in the squares below, then trace each letter:

Have you    any ice cream?



Write your sight word on the blank line to complete the sentence:

Have you \_\_\_\_\_ any ice cream?

Write a sentence using your new sight word and read it out loud.

Cut out letters and glue them  
to the sentence spaces above

->





Name: \_\_\_\_\_

grow

I would like to *grow*  
some flowers.



Trace the word and read the word out loud.

grow grow grow

Write the word on your own 3 times.

Cut out the letters at the bottom of the page, paste them in the squares below, then trace each letter:

I would like to 

--	--	--	--



 some flowers.

Write your sight word on the blank line to complete the sentence:

I would like to \_\_\_\_\_ some flowers.

Write a sentence using your new sight word and read it out loud.


Cut out letters and glue them  
to the sentence spaces above



Name: \_\_\_\_\_

hold

Will you *hold* my  
hand?



Trace the word and read the word out loud.

hold hold hold

Write the word on your own 3 times.

Cut out the letters at the bottom of the page, paste them in the squares below, then trace each letter:

Will you 

--	--	--	--

 my hand?

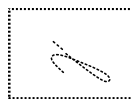

Write your sight word on the blank line to complete the sentence:

Will you \_\_\_\_\_ my hand?

Write a sentence using your new sight word and read it out loud.

Cut out letters and glue them  
to the sentence spaces above


>



Name: \_\_\_\_\_

hot

The sun is very *hot*!



Trace the word and read the word out loud.

hot hot hot hot

Write the word on your own 4 times.

Cut out the letters at the bottom of the page, paste them in the squares below, then trace each letter:

The sun is very 

--	--	--



 !

Write your sight word on the blank line to complete the sentence:

The sun is very \_\_\_\_\_ !

Write a sentence using your new sight word and read it out loud.

Cut out letters and glue them to the sentence spaces above



Name: \_\_\_\_\_

hurt

Don't get hurt!



Trace the word and read the word out loud.

hurt hurt hurt

Write the word on your own 3 times.

Cut out the letters at the bottom of the page, paste them in the squares below, then trace each letter:

Don't get 

--	--	--	--





 !

Write your sight word on the blank line to complete the sentence:

Don't get \_\_\_\_\_ !

Write a sentence using your new sight word and read it out loud.

Cut out letters and glue them to the sentence spaces above



Name: \_\_\_\_\_

*if*



You won't get cavities  
*if* you brush!

Trace the word and read the word out loud.

*if if if if*

Write the word on your own 3 times.

Cut out the letters at the bottom of the page, paste them in the squares below, then trace each letter:

*You won't get cavities*   *you brush!*


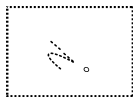
Write your sight word on the blank line to complete the sentence:

*You won't get cavities* \_\_\_\_\_ *you brush!*

Write a sentence using your new sight word and read it out loud.

Cut out letters and glue them  
to the sentence spaces above


->



Name: \_\_\_\_\_

keep

Keep your new  
car clean.



Trace the word and read the word out loud.

keep keep keep

Write the word on your own 3 times.

Cut out the letters at the bottom of the page, paste them in the squares below, then trace each letter:



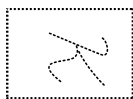
your new car clean.

Write your sight word on the blank line to complete the sentence:

\_\_\_\_\_ your new car clean.

Write a sentence using your new sight word and read it out loud.


Cut out letters and glue them  
to the sentence spaces above



Name: \_\_\_\_\_

kind

What *kind* of  
apples do you  
like?



Trace the word and read the word out loud.

kind kind kind

Write the word on your own 3 times.

\_\_\_\_\_

Cut out the letters at the bottom of the page, paste them in the squares below, then trace each letter:

What     of apples do you like?


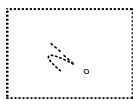
Write your sight word on the blank line to complete the sentence:

What \_\_\_\_\_ of apples do you like?

Write a sentence using your new sight word and read it out loud.

\_\_\_\_\_


Cut out letters and glue them  
to the sentence spaces above



Name: \_\_\_\_\_

laugh

My friends make  
me laugh.



Trace the word and read the word out loud.

laugh laugh laugh

Write the word on your own 3 times.

Cut out the letters at the bottom of the page, paste them in the squares below, then trace each letter:

My friends make me





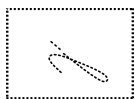
--	--	--	--	--

Write your sight word on the blank line to complete the sentence:

My friends make me \_\_\_\_\_.

Write a sentence using your new sight word and read it out loud.

Cut out letters and glue them  
to the sentence spaces above






Name: \_\_\_\_\_

*light*

*These rocks are not  
very light!*



Trace the word and read the word out loud.

*light light light*

Write the word on your own 3 times.

\_\_\_\_\_

\_\_\_\_\_

\_\_\_\_\_

Cut out the letters at the bottom of the page, paste them in the squares below, then trace each letter:

*These rocks are not very*

--	--	--	--	--

*!*

Write your sight word on the blank line to complete the sentence:

*These rocks are not very \_\_\_\_\_!*



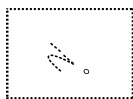
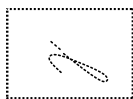
Write a sentence using your new sight word and read it out loud.

\_\_\_\_\_

\_\_\_\_\_

\_\_\_\_\_

Cut out letters and glue them to the sentence spaces above



Name: \_\_\_\_\_

long

It took a *long* time  
to rake these leaves!



Trace the word and read the word out loud.

long long long

Write the word on your own 3 times.

Cut out the letters at the bottom of the page, paste them in the squares below, then trace each letter:

It took a 

--	--	--	--

 time to rake these leaves!


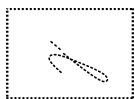
Write your sight word on the blank line to complete the sentence:

It took a \_\_\_\_\_ time to rake these leaves!

Write a sentence using your new sight word and read it out loud.

Cut out letters and glue them  
to the sentence spaces above


→



Name: \_\_\_\_\_

*much*

*Do you think this  
burger is too much?*



Trace the word and read the word out loud.

*much much much*

Write the word on your own 3 times.

Cut out the letters at the bottom of the page, paste them in the squares below, then trace each letter:

*Do you think this burger is too*






Write your sight word on the blank line to complete the sentence:

*Do you think this burger is too \_\_\_\_\_?*

Write a sentence using your new sight word and read it out loud.


Cut out letters and glue them  
to the sentence spaces above



Name: \_\_\_\_\_

myself

I put up this tent  
by myself.



Trace the word and read the word out loud.

myself myself myself

Write the word on your own 3 times.

Cut out the letters at the bottom of the page, paste them in the squares below, then trace each letter:

I put up this tent by


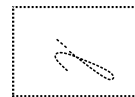
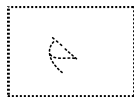


--	--	--	--	--	--	--

Write your sight word on the blank line to complete the sentence:

I put up this tent by \_\_\_\_\_.

Write a sentence using your new sight word and read it out loud.

Cut out letters and glue them to the sentence spaces above



Name: \_\_\_\_\_

\_\_\_\_\_

\_\_\_\_\_

*never*

\_\_\_\_\_



I should *never* go  
out alone!

Trace the word and read the word out loud.

\_\_\_\_\_

*never never never*

\_\_\_\_\_

Write the word on your own 3 times.

\_\_\_\_\_

\_\_\_\_\_

\_\_\_\_\_

Cut out the letters at the bottom of the page, paste them in the squares below, then trace each letter:

*I should*

--	--	--	--	--

*go out alone!*

Write your sight word on the blank line to complete the sentence:

*I should* \_\_\_\_\_ *go out alone!*




Write a sentence using your new sight word and read it out loud.

\_\_\_\_\_

\_\_\_\_\_


\_\_\_\_\_

Cut out letters and glue them  
to the sentence spaces above



Name: \_\_\_\_\_

only



I *only*  
took one  
bite.

Trace the word and read the word out loud.

only only only

Write the word on your own 3 times.

Cut out the letters at the bottom of the page, paste them in the squares below, then trace each letter:

I 

--	--	--	--



 took one bite.

Write your sight word on the blank line to complete the sentence:

I \_\_\_\_\_ took one bite.

Write a sentence using your new sight word and read it out loud.

Cut out letters and glue them to the sentence spaces above  
->



Name: \_\_\_\_\_

\_\_\_\_\_

\_\_\_\_\_

*own*

\_\_\_\_\_

*I bought my own car.*



Trace the word and read the word out loud.

\_\_\_\_\_

*own own own own*

\_\_\_\_\_

Write the word on your own 4 times.

\_\_\_\_\_

\_\_\_\_\_

\_\_\_\_\_

Cut out the letters at the bottom of the page, paste them in the squares below, then trace each letter:

*I bought my*

--	--	--

*car.*

Write your sight word on the blank line to complete the sentence:

*I bought my* \_\_\_\_\_ *car.*

Write a sentence using your new sight word and read it out loud.

\_\_\_\_\_

\_\_\_\_\_

\_\_\_\_\_

Cut out letters and glue them to the sentence spaces above  
->



Name: \_\_\_\_\_

*pick*

I will *pick* out the  
best dog.



Trace the word and read the word out loud.

*pick pick pick*

Write the word on your own 3 times.

Cut out the letters at the bottom of the page, paste them in the squares below, then trace each letter:

*I will*

--	--	--	--

*out the best dog.*



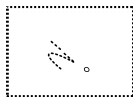

Write your sight word on the blank line to complete the sentence:

*I will* \_\_\_\_\_ *out the best dog.*

Write a sentence using your new sight word and read it out loud.

Cut out letters and glue them  
to the sentence spaces above

→





Name: \_\_\_\_\_


\_\_\_\_\_

\_\_\_\_\_

*seven*

\_\_\_\_\_

Month						
Sun	Mon	Tue	Wed	Thu	Fri	Sat



There are *seven* days in a week.

Trace the word and read the word out loud.

\_\_\_\_\_

\_\_\_\_\_

*seven seven seven*

\_\_\_\_\_

Write the word on your own 3 times.

\_\_\_\_\_

\_\_\_\_\_

\_\_\_\_\_

Cut out the letters at the bottom of the page, paste them in the squares below, then trace each letter:

There are 

--	--	--	--	--

 days in a week.

Write your sight word on the blank line to complete the sentence:

There are \_\_\_\_\_ days in a week.





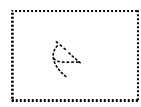
Write a sentence using your new sight word and read it out loud.

\_\_\_\_\_

\_\_\_\_\_

\_\_\_\_\_

Cut out letters and glue them to the sentence spaces above  
->



Name: \_\_\_\_\_

shall




*Shall we begin  
our lesson?*

Trace the word and read the word out loud.

shall shall shall

Write the word on your own 3 times.

Cut out the letters at the bottom of the page, paste them in the squares below, then trace each letter:



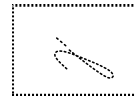
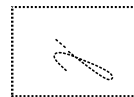


*we begin our lesson?*

Write your sight word on the blank line to complete the sentence:

\_\_\_\_\_ *we begin our lesson?*

Write a sentence using your new sight word and read it out loud.

Cut out letters and glue them  
to the sentence spaces above



Name: \_\_\_\_\_

show

What will you  
do for the talent  
show?



Trace the word and read the word out loud.

show show show

Write the word on your own 3 times.

Cut out the letters at the bottom of the page, paste them in the squares below, then trace each letter:

What will you do for the talent

--	--	--	--





?

Write your sight word on the blank line to complete the sentence:

What will you do for the talent \_\_\_\_\_?

Write a sentence using your new sight word and read it out loud.


Cut out letters and glue them  
to the sentence spaces above



Name: \_\_\_\_\_

*six*

There are *six* days  
until our trip.



Trace the word and read the word out loud.

*six six six*

Write the word on your own 3 times.

Cut out the letters at the bottom of the page, paste them in the squares below, then trace each letter:

There are 

--	--	--

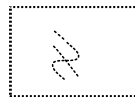

 days until our trip.

Write your sight word on the blank line to complete the sentence:

There are \_\_\_\_\_ days until our trip.

Write a sentence using your new sight word and read it out loud.


Cut out letters and glue them  
to the sentence spaces above  
->



Name: \_\_\_\_\_

That is a *small* bug.

*small*



Trace the word and read the word out loud.

*small small small*

Write the word on your own 3 times.

\_\_\_\_\_

\_\_\_\_\_

\_\_\_\_\_

Cut out the letters at the bottom of the page, paste them in the squares below, then trace each letter:

That is a 

--	--	--	--	--

 bug.

Write your sight word on the blank line to complete the sentence:

That is a \_\_\_\_\_ bug.

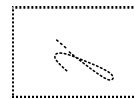




Write a sentence using your new sight word and read it out loud.

\_\_\_\_\_

\_\_\_\_\_

\_\_\_\_\_


Cut out letters and glue them to the sentence spaces above  
->



Name: \_\_\_\_\_

*Gentlemen **start** your engines!*

*start*



Trace the word and read the word out loud.

*start start start*

Write the word on your own 3 times.

Cut out the letters at the bottom of the page, paste them in the squares below, then trace each letter:

*Gentlemen*

--	--	--	--	--





*your engines!*

Write your sight word on the blank line to complete the sentence:

*Gentlemen* \_\_\_\_\_ *your engines!*

Write a sentence using your new sight word and read it out loud.


Cut out letters and glue them to the sentence spaces above



Name: \_\_\_\_\_

I can jump *ten* times in a row.

*ten*



Trace the word and read the word out loud.

*ten ten ten ten*

Write the word on your own 4 times.

Cut out the letters at the bottom of the page, paste them in the squares below, then trace each letter:

I can jump 

--	--	--



 times in a row.

Write your sight word on the blank line to complete the sentence:

I can jump \_\_\_\_\_ times in a row.

Write a sentence using your new sight word and read it out loud.


Cut out letters and glue them to the sentence spaces above



Name: \_\_\_\_\_

*I will bake a pie today.*

*today*



Trace the word and read the word out loud.

*today today today*

Write the word on your own 3 times.

\_\_\_\_\_

\_\_\_\_\_

\_\_\_\_\_

Cut out the letters at the bottom of the page, paste them in the squares below, then trace each letter:

*I will bake a pie*

--	--	--	--	--	--

 .

Write your sight word on the blank line to complete the sentence:

*I will bake a pie* \_\_\_\_\_ .




Write a sentence using your new sight word and read it out loud.

\_\_\_\_\_

\_\_\_\_\_

\_\_\_\_\_

Cut out letters and glue them to the sentence spaces above





Name: \_\_\_\_\_

*together*

We do everything *together*.



Trace the word and read the word out loud.

*together together together*

Write the word on your own 3 times.

\_\_\_\_\_

\_\_\_\_\_

\_\_\_\_\_

Cut out the letters at the bottom of the page, paste them in the squares below, then trace each letter:

*We do everything*

--	--	--	--	--	--	--	--	--

Write your sight word on the blank line to complete the sentence:

*We do everything* \_\_\_\_\_.

Write a sentence using your new sight word and read it out loud.








\_\_\_\_\_

\_\_\_\_\_

\_\_\_\_\_

Cut out letters and glue them to the sentence spaces above


->



Name: \_\_\_\_\_

try

*Try not to look  
into my eyes.*




Trace the word and read the word out loud.

try try try try

Write the word on your own 4 times.

Cut out the letters at the bottom of the page, paste them in the squares below, then trace each letter:



*not to look into my eyes.*



Write your sight word on the blank line to complete the sentence:

\_\_\_\_\_ *not to look into my eyes.*

Write a sentence using your new sight word and read it out loud.

Cut out letters and glue them  
to the sentence spaces above

->



Name: \_\_\_\_\_


*I flap my wings to stay warm.*

\_\_\_\_\_

\_\_\_\_\_

*warm*

\_\_\_\_\_



Trace the word and read the word out loud.

\_\_\_\_\_

*warm warm warm*

\_\_\_\_\_

Write the word on your own 3 times.

\_\_\_\_\_

\_\_\_\_\_

\_\_\_\_\_

Cut out the letters at the bottom of the page, paste them in the squares below, then trace each letter:

*I flap my wings to stay*

--	--	--	--

 .

Write your sight word on the blank line to complete the sentence:

*I flap my wings to stay* \_\_\_\_\_ .

Write a sentence using your new sight word and read it out loud.

\_\_\_\_\_

\_\_\_\_\_

\_\_\_\_\_

Cut out letters and glue them to the sentence spaces above  
->

