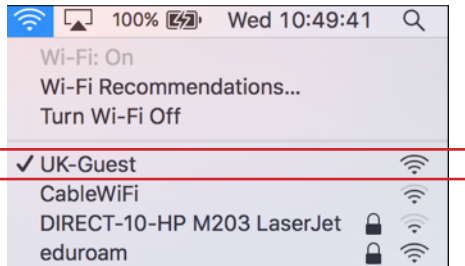


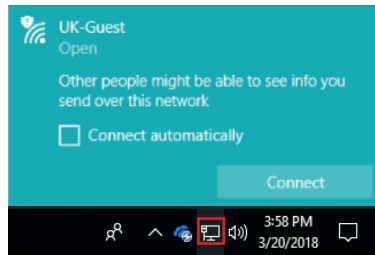
# CONNECTING YOUR COMPUTER to UK-Guest

UK-Guest provides guest access to the Internet for visitors to the UK Campus. Self-register for a guest account by connecting to the UK-Guest network. Your access will be good for 5 days & you may use your guest access on up to 5 devices.

**Note: UK HealthCare has a separate guest network.**



Mac (OS X)

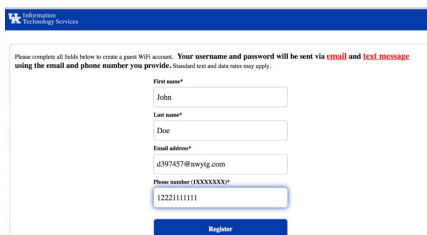


Windows

1. Open your list of available WiFi networks, click on **UK-Guest**.

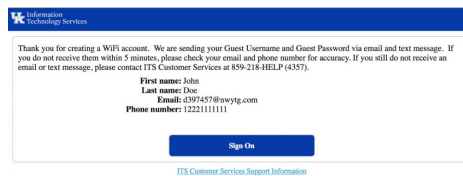
**I Don't Have A GUEST Account**

2. First-time user? Click **I Don't Have a Guest Account**.  
*Already have credentials? Skip to Step 6.*



3. Complete the form & click **Register**.

*Note: Phone number format is 1xxxxxxxxxx*



4. Check your email or phone texts for the delivered credentials.

**Sign On**

5. Click **Sign On** to bring up the UK-Guest login page.



6. Enter the guest username & password you received.  
Click **Sign On**.



7. Click **Agree** to the acceptable use policy.

**Success!**

You are now connected to WiFi on UK-Guest. You may connect up to 5 devices (including computers, phones, tablets, etc.).

8. You will then be connected to UK-Guest.