

Completing a TMP – Quick Guide

Complete TMP

On the home screen choose the TMP you want to complete ¹.

Wisconsin Transportation Management Plan (WisTMP) System Training Site

[Home](#) [Create](#) [Search](#) [Admin](#) [Help](#) [Resources](#) [Contact](#)

WisTransPortal > Applications > WisTMP > Home Welcome, aheidtke | [Manage Account](#) | [Logout](#)

Home

This is the landing page of the WisTMP system. TMPs that need your attention are listed in the Inbox section. Your Active and Bookmarked TMPs are listed in their respective sections below the Inbox.

✉ MESSAGES


[WisTMP system is now live \(WisDOT Message\)](#)

✉ INBOX

	TMP ID	Type	Design ID	County	Highway	TMP Status
View	3044	Type 4	0000-00-00	SHEBOYGAN	WIS 32	Submitted for Review (60%)
View	3394	Type 2	NO DESIGN ID	COLUMBIA	I-39	Under Preparation

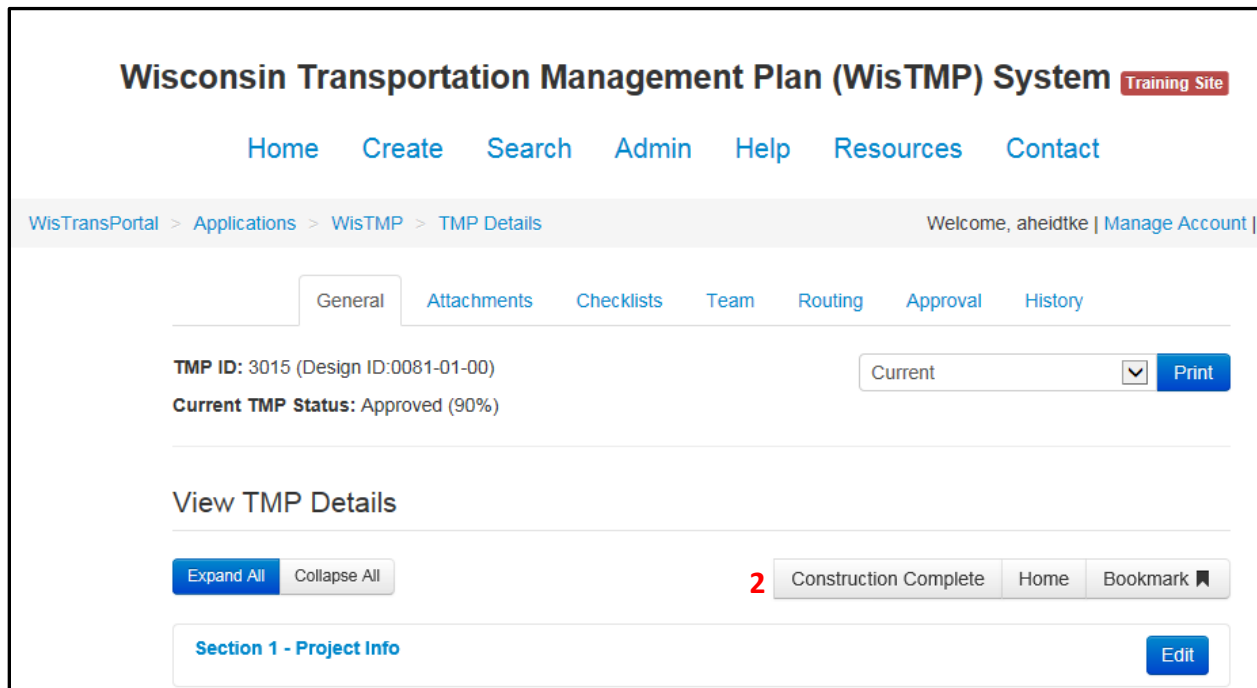
✉ ACTIVE TMPs

	TMP ID	Type	Design ID	County	Highway	TMP Status
1 View	3015	Type 4	0081-01-00	LA CROSSE	WIS 35	Approved (90%)
View	3044	Type 4	0000-00-00	SHEBOYGAN	WIS 32	Submitted for Review (60%)
View	3394	Type 2	NO DESIGN ID	COLUMBIA	I-39	Under Preparation

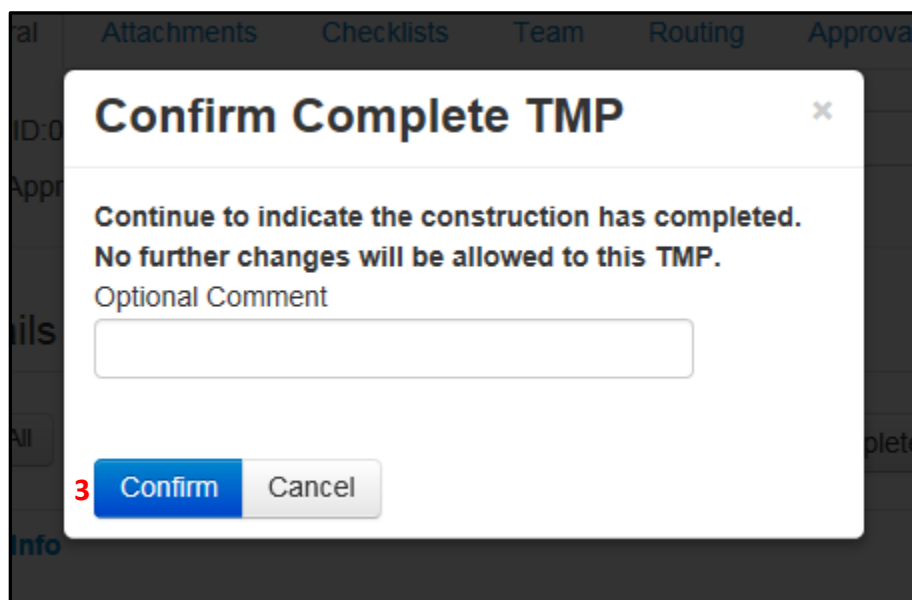


Completing a TMP – Quick Guide

Review the TMP and document any changes that were made to the TMP during construction. Once that is complete select Construction Complete² button.



When the Construction Complete button is selected a message will pop up. Add comments as needed. Choose Confirm³ to complete the TMP.



The TMP will then be completed and removed from the Active TMPs list.