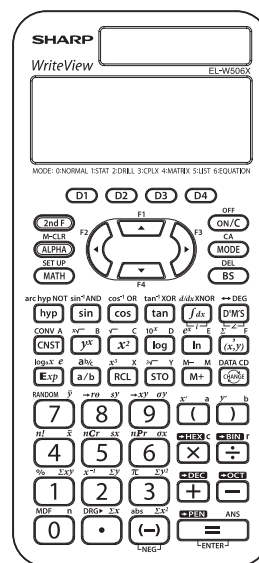
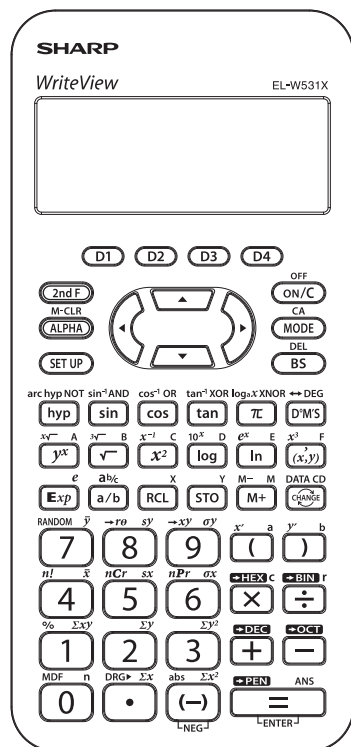


# SCIENTIFIC CALCULATOR OPERATION GUIDE

## <Write View>



- If you are accessing from **Europe**, please visit:  
<http://www.sharp-calculators.com/>  
You can get the Guide book of the latest model.
- If you are accessing from **U.S.A.**, please visit:  
<https://sharpcalculators.com/>  
You can get the Guide book of the latest model.

# SHARP

# CONTENTS

## HOW TO OPERATE

### Read Before Using

Key layout		3
Reset switch/Display pattern		4
Display format and decimal setting function		4-5
Exponent display		5
Angular unit		6

### Functions and Key Operations

ON/OFF, entry correction keys		7
Data entry keys		8
Random key		9
Modify key		10
Basic arithmetic keys, parentheses		11
Percent		12
Inverse, square, cube, xth power of y, square root, cube root, xth root of y		13
Power and radical root		14-16
10 to the power of x, common logarithm, logarithm of x to base a		17
Exponential, logarithmic		18-20
e to the power of x, natural logarithm		21
Factorials		22-23
Permutations, combinations		24-26
Matrix calculation		27-31
Time calculation		32
Fractional calculations		33
Memory calculations		34
Last answer memory		35
User-defined functions		36
Absolute value		37
Trigonometric functions		38-42

Arc trigonometric functions	$\sin^{-1}$ $\cos^{-1}$ $\tan^{-1}$	43
Hyperbolic	hyp cos sin $\frac{A}{B}$ tan $\frac{B}{A}$ X MATH	44-46
Hyperbolic functions	hyp arc hyp	47
Coordinate conversion	$\rightarrow r\theta$ $\rightarrow xy$ $(x,y)$	48
Binary, pental, octal, decimal, and hexadecimal operations (N-base)	$\rightarrow$ BIN $\rightarrow$ PEN $\rightarrow$ OCT $\rightarrow$ DEC $\rightarrow$ HEX	49
Differentiation calculation	$\frac{d}{dx}$ X $\sqrt{\quad}$ $x^2$ (-)	50-51
Integration calculation	$\int dx$ X $\sqrt{\quad}$ $x^2$	52-54
Polynomial equation	MODE Exp (-) STO $\frac{A}{B}$ $\frac{B}{A}$ C log	55-58
Simultaneous calculation	MODE	59-61
Complex calculation	MODE $\rightarrow xy$ $\pi$ Exp (-) [ ] SET UP $\rightarrow r\theta$	62-63

## STATISTICS FUNCTIONS

Data input and correction	64
“ANS” keys for 1-variable statistics	65-69
Data correction	70-72
“ANS” keys for 2-variable statistics	73



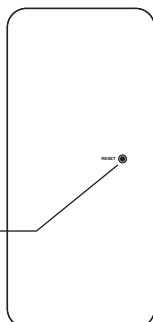
## 2. RESET SWITCH RESET

If the calculator fails to operate normally, press the reset switch on the back to reinitialise the unit. The display format and calculation mode will return to their initial settings.

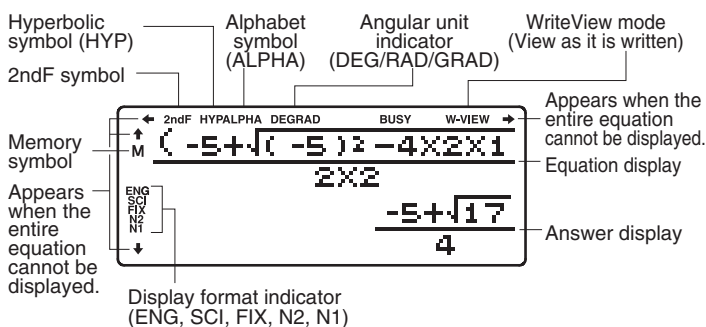
### NOTE:

Pressing the reset switch will erase any data stored in memory.

Reset switch



## 3. DISPLAY PATTERN



The actual display does not appear like this. This illustration is for explanatory purposes only.

## 4. DISPLAY FORMAT AND DECIMAL SETTING FUNCTION

For convenient and easy operation, this model can be used in one of five display modes. The selected display status is shown in the lower left part of the display (Format Indicator). Note: If more 0's (zeros) than needed are displayed when the ON/C key is pressed, check whether or not the calculator is set to a Special Display Format.

- Floating decimal point format 1/2 (N1/N2 is displayed)  
Valid values beyond the maximum range are displayed in the form of [10-digit (mantissa) + 2-digit (exponent)]
- Fixed decimal point format (FIX is displayed)  
Displays the fractional part of the calculation result according to the specified number of decimal places.
- Scientific notation (SCI is displayed)  
Frequently used in science to handle extremely small or large numbers.
- Engineering scientific notation (ENG is displayed)  
Convenient for converting between different units.

<Example> Let's compare the display result of [10000 ÷ 8.1 =] in each display format.

(specifies normal mode)




Note: The calculator has two settings for displaying a floating point number: NORM1 (default setting) and NORM2. In each display setting, a number is automatically displayed in scientific notation outside a preset range:


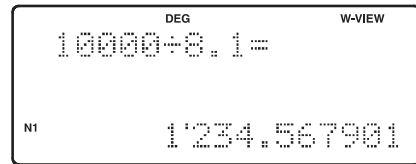
- NORM1:  $0.000000001 \leq x \leq 9999999999$
- NORM2:  $0.01 \leq x \leq 9999999999$

10000  8.1 

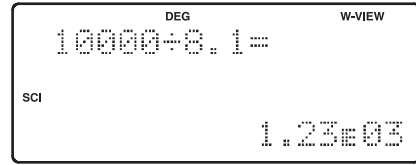


### Initial display

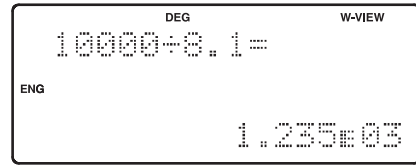




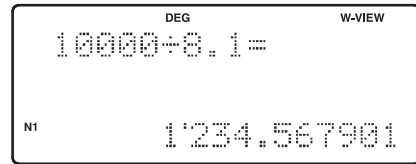
(FIX mode TAB = 3)



(SCI mode)



(ENG mode)




(normal mode)

## 5. EXPONENT DISPLAY

The distance from the earth to the sun is approx. 150,000,000 ( $1.5 \times 10^8$ ) km. Values such as this with many zeros are often used in scientific calculations, but entering the zeros one by one is a great deal of work and it's easy to make mistakes. In such cases, the numerical values are divided into mantissa and exponent portions, displayed and calculated.

**<Example>** What is the number of electrons flowing in a conductor when the electrical charge across a given cross-section is 0.32 coulombs. (The charge on a single electron =  $1.6 \times 10^{-19}$  coulombs).



## 6. ANGULAR UNIT

Angular values are converted from DEG to RAD to GRAD with each push of the DRG key. This function is used when doing calculations related to trigonometric functions or coordinate geometry conversions.

### Degrees (DEG is shown at the top of the display)

A commonly used unit of measure for angles. The angular measure of a circle is expressed as  $360^\circ$ .

### Radians (RAD is shown at the top of the display)

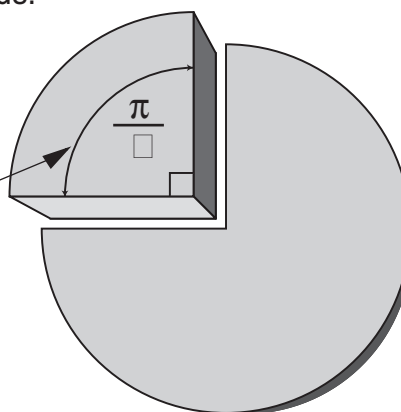
Radians are different from degrees and express angles based on the circumference of a circle.  $180^\circ$  is equivalent to  $\pi$  radians. Therefore, the angular measure of a circle is  $2\pi$  radians.

### Grads (GRAD is shown at the top of the display)

Grads are a unit of angular measure used in Europe, particularly in France. An angle of 90 degrees is equivalent to 100 grads.

The relationships between the three types of angular units can be expressed as right:

$$\begin{aligned} 90^\circ \text{ (DEG)} &= \\ \pi/2 \text{ (RAD)} &= \\ 100 \text{ (GRAD)} &= \end{aligned}$$

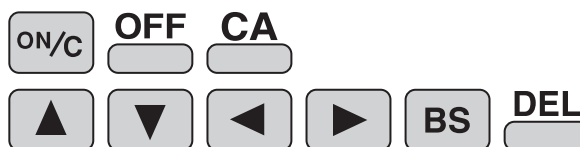


**<Example>** Check to confirm 90 degrees equalling  $\pi/2$  radians equalling 100 grads. ( $\pi=3.14159\dots$ )

Operation	Display
SET UP 0 0	DEG W-VIEW NORMAL MODE N1 0.
90 2ndF DRG▶	RAD W-VIEW 90→RAD N1 $\frac{1}{2}\pi$
2ndF DRG▶	GRAD W-VIEW ANS→GRAD N1 100.
2ndF DRG▶	DEG W-VIEW ANS→DEG N1 90.

# ≈Functions and Key Operations≈

## ON/OFF, Entry Correction Keys



Turns the calculator on or clears the data. It also clears the contents of the calculator display and voids any calculator command; however, coefficients in 3-variable linear equations and statistics, as well as values stored in the independent memory in normal mode, are not erased.



Turns the calculator off.





Clears all internal values, including the last answer (ANS) and statistics. Values stored in memory in normal mode are not erased.






These arrow keys are useful for Multi-Line playback, which lets you scroll through calculation steps one by one.



These keys are useful for editing equations. The  key moves the cursor to the left, and the  key moves the cursor to the right.

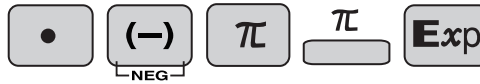


The  key deletes the symbol/number at the left of the cursor, and the  key deletes the symbol/number at the cursor.





# Data Entry Keys




**0 to 9** Numeric keys for entering data values.



Decimal point key. Enters a decimal point.



Enters the minus symbol.

The subtraction key  is not used for entering negative numbers.



Pressing  $\pi$  automatically enters the value for  $\pi$  (3.14159...).

The constant  $\pi$ , used frequently in function calculations, is the ratio of the circumference of a circle to its diameter

(  EL-W506X/EL-W516X/EL-W506 only)



Pressing this key switches to scientific notation data entry.

**<Example>** Provided the earth is moving around the sun in a circular orbit, how many kilometers will it travel in a year?

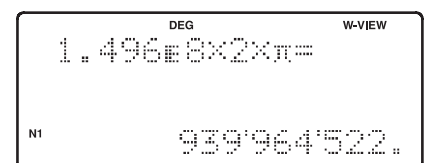
\* The average distance between the earth and the sun being  $1.496 \times 10^8$  km.

Circumference equals diameter  $\times \pi$ ; therefore,  
 $1.496 \times 10^8 \times 2 \times \pi$

## Operation

## Display

1.496  8  2   



# Random Key

---

## **RANDOM**






Generates random numbers.

Random numbers are three-decimal-place values between 0.000 and 0.999. Using this function enables the user to obtain unbiased sampling data derived from random values generated by the calculator. (Using line mode is preferable since in W-View mode, the numbers are generated by fractions.)






### <Example>

    0.\*\*\* (A random number is generated.)

### [Random Dice]

To simulate a die-rolling, a random integer between 1 and 6 can be generated by pressing    . To generate the next random dice number, press .

### [Random Coin]

To simulate a coin flip, 0 (heads) or 1 (tails) can be randomly generated by pressing    . To generate the next random coin number, press .

### [Random Integer]

An integer between 0 and 99 can be generated randomly by pressing    . To generate the next random integer, press .

### APPLICATIONS:

Building sample sets for statistics or research.

# Modify Key

---

**MDF**  


Function to round calculation results.


Even after setting the number of decimal places on the display, the calculator performs calculations using a larger number of decimal places than that which appears on the display. By using this function, internal calculations will be performed using only the displayed value.


**<Example> FIX mode TAB = 1 (normal calculation)**

$$5 \quad \div \quad 9 \quad = \quad 0.6 \quad (\text{internally, } 0.5555\dots)$$
$$\quad \times \quad 9 \quad = \quad 5.0$$

**Rounded calculation (MDF)**

$$5 \quad \div \quad 9 \quad = \quad 0.6 \quad (\text{internally, } 0.5555\dots)$$

(In W-View mode, press  to show the answer in decimal.)

 **MDF**  (internally, 0.6)

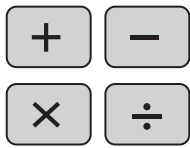
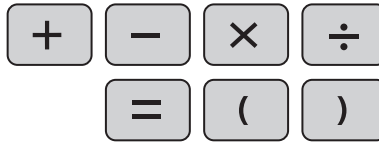
$$\quad \times \quad 9 \quad = \quad 5.4$$

**APPLICATIONS:**

Frequently used in scientific and technical fields, as well as business, when performing chained calculations.

# Basic Arithmetic Keys, Parentheses

---



The four basic operators. Each is used in the same way as a standard calculator:

+ (addition), - (subtraction), x (multiplication), and ÷ (division).



Finds the result in the same way as a standard calculator.



Used to specify calculations in which certain operations have precedence. You can make addition and subtraction operations have precedence over multiplication and division by enclosing them in parentheses.



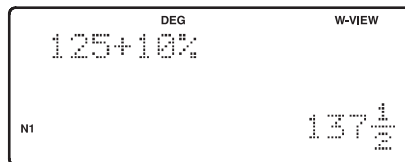
# Percent



For calculating percentages. Four methods of calculating percentages are presented as follows.

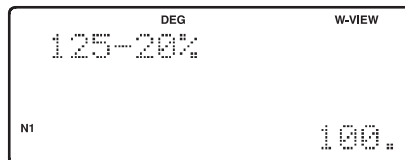
1) \$125 increased by 10%...137.5

$$125 \text{ + } 10 \text{ 2ndF } \text{ \%}$$



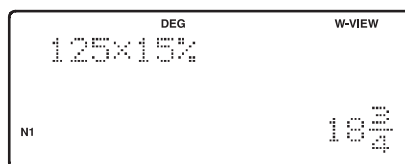
2) \$125 reduced by 20%...100

$$125 \text{ - } 20 \text{ 2ndF } \text{ \%}$$



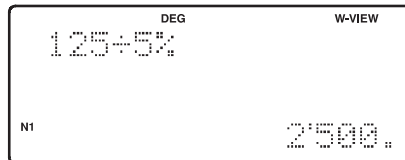
3) 15% of \$125...18.75

$$125 \text{ x } 15 \text{ 2ndF } \text{ \%}$$

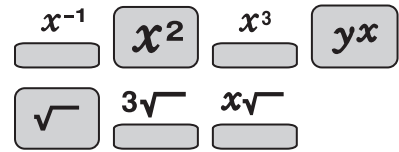


4) When \$125 equals 5% of X, X equals...2500

$$125 \text{ ÷ } 5 \text{ 2ndF } \text{ \%}$$



# Inverse, Square, Cube, xth Power of y, Square Root, Cube Root, xth Root of y



$x^{-1}$  Calculates the inverse of the value on the display.

$x^2$  Squares the value on the display.


$x^3$  Cubes the value on the display.

$yx$  Calculates exponential values.

$\sqrt{\quad}$  Calculates the square root of the value on the display.

$\sqrt[3]{\quad}$  Calculates the cube root of the value on the display.

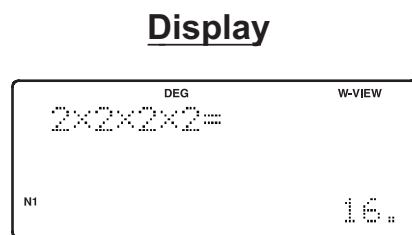
$\sqrt[x]{\quad}$  Calculates the  $x^{\text{th}}$  root of y.



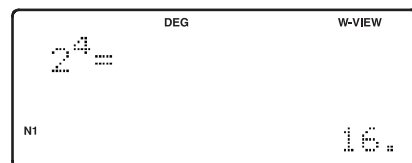
<Example>

**Operation**

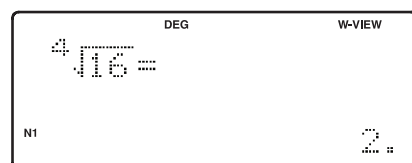
2  $\times$  2  $\times$  2  $\times$  2 =



2  $yx$  4 =



4  $2^{nd}F$   $\sqrt[x]{\quad}$  16 =



# Power and Radical root



<Example 1> Design a shaft that bears a torque  $T$  ( $= 9,550$  Nm).  
 $\tau$  is a constant that is determined by the material of the shaft,  
 and is taken to be  $\tau = 20$  N/mm<sup>2</sup>.

$$d = \sqrt[3]{\frac{16T}{\pi\tau}}$$

(Function for EL-W506X/EL-W516X/EL-W506)

<u>Operation</u>				<u>Display</u>
ON/C	2ndF	$\sqrt[3]{\phantom{x}}$	a/b	
16	×	9550	▶	2ndF
$\pi$	×	20	=	

DEG W-VIEW

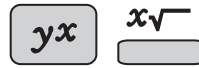
$$\sqrt[3]{\frac{16 \times 9550}{\pi \times 20}}$$

13.44769432

(Function for EL-W531X/EL-W535X/EL-W531XH/EL-W531XG/EL-W531)

Use  $\pi$  instead of 2ndF  $\pi$ .

# Power and Radical root



<Example 2> If the principal is  $a$  (¥), the annual interest rate is  $r$  (%), and the number of years of interest accumulation is  $x$  (years), the final amount  $y$  (¥) is given by the following equation:

$$y = a \left( 1 + \frac{r}{100} \right)^x$$

(1) Find the final amount when a principal of ¥400,000 is deposited for three years at an annual interest rate of 5% and the interest is compounded annually.

$$y = 400000 \left( 1 + \frac{5}{100} \right)^3$$

(2) When a principal of ¥300,000 is deposited for five years and the interest is compounded annually, the final amount is ¥339,422. The annual interest rate  $r$  is given by the equation below. Find the annual interest rate  $r$ .

$$r = 100 \left( \sqrt[x]{\frac{y}{a}} - 1 \right)$$

$$r = 100 \left( \sqrt[5]{\frac{339422}{300000}} - 1 \right)$$

	<u>Operation</u>	<u>Display</u>
(1)	<div style="display: flex; justify-content: space-between; align-items: center; margin-bottom: 5px;"> <span>ON/C</span> <span>400000</span> <span>(</span> <span>1</span> <span>+</span> </div> <div style="display: flex; justify-content: space-between; align-items: center; margin-bottom: 5px;"> <span>a/b</span> <span>5</span> <span>▶</span> <span>100</span> <span>▶</span> </div> <div style="display: flex; justify-content: space-between; align-items: center;"> <span>)</span> <span>yx</span> <span>3</span> <span>=</span> </div>	
(2)	<div style="display: flex; justify-content: space-between; align-items: center; margin-bottom: 5px;"> <span>ON/C</span> <span>100</span> <span>(</span> <span>2ndF</span> </div> <div style="display: flex; justify-content: space-between; align-items: center; margin-bottom: 5px;"> <span>x√</span> <span>5</span> <span>▶</span> <span>a/b</span> <span>339422</span> </div> <div style="display: flex; justify-content: space-between; align-items: center; margin-bottom: 5px;"> <span>▶</span> <span>300000</span> <span>▶</span> <span>▶</span> </div> <div style="display: flex; justify-content: space-between; align-items: center;"> <span>-</span> <span>1</span> <span>)</span> <span>=</span> </div>	



# Power and Radical root



<Example 3> The musical note A is 440 Hz.  
Calculate the frequencies of the notes in (1) to (3).

(1) "C" of A, A# (B $\flat$ ), B, C

$$400 \times (\sqrt[12]{2})^3$$

(2) "C" of A, G, F, E, D, C

$$\frac{400 \times (\sqrt[12]{2})^3}{2}$$

(3) "A" one octave higher

$$400 \times (\sqrt[12]{2})^{12}$$

	<u>Operation</u>				<u>Display</u>
(1)	ON/C	440	×	(	
	2ndF	$x\sqrt{\quad}$	12	▶ 2	
	▶	)	$y^x$	3 =	
(2)	ON/C	a/b	440	×	
	(	2ndF	$x\sqrt{\quad}$	12	
	▶	2	▶	)	
	$y^x$	3	▶	▶ 2	
	=				
(3)	ON/C	440	×	(	
	2ndF	$x\sqrt{\quad}$	12	▶ 2	
	▶	)	$y^x$	12 =	

# 10 to the Power of x, Common Logarithm, Logarithm of x to Base a

$10^x$

log

$\log_a x$

$10^x$  Calculates the value of 10 raised to the  $x^{\text{th}}$  power.

log Calculates the logarithm, the exponent of the power to which 10 must be raised to equal the given value.

$\log_a x$  Calculates the logarithm of x to power a.

## <Example>

### Operation

2ndF  $10^x$  3 =

log 1000 =

2ndF  $\log_a x$  3 ▶ 45 =

### Display

DEG W-VIEW  
 $10^3 =$   
N1 1'000.

DEG W-VIEW  
log1000=  
N1 3.

DEG W-VIEW  
 $\log_3(45) =$   
N1 3.464973521

# Exponential, Logarithmic

$10^x$

log

<Example 1> If  $E$  (units: joules) is the amount of energy released by an earthquake and  $M$  is the magnitude, the relation

$$\log E = 4.8 + 1.5M$$

holds.

If  $E'$  is the energy when the magnitude increases by  $N$ ,

$$\frac{E'}{E} = 10^{1.5N}$$

holds.

- (1) When the magnitude increases by 1, by what factor does the energy increase?
- (2) When the magnitude increases by 2, by what factor does the energy increase?
- (3) The amount of energy in 20,000 tons of TNT is  $8 \times 10^{13}$  joules. When this energy is converted to a magnitude,

$$M = \frac{\log E - 4.8}{1.5}$$

holds. Find the magnitude  $M$ .

	Operation				Display
(1)				1.5	
		1			
(2)				1.5	
		2			
(3)				( 8	
				13	
				4.8	
		1.5			

# Exponential, Logarithmic

In

log

<Example 2> Air is held inside a cylinder of volume  $V_1 (= 0.01 \text{ m}^3)$  at a pressure  $P_1 (= 1,000,000 \text{ Pa})$  at  $27^\circ\text{C}$  with a piston. Find the quantity of thermal energy  $Q$  needed to expand the air at constant temperature to a pressure of  $P_2 (= 101,000 \text{ Pa})$ .

$$Q = p_1 V_1 \ln \frac{p_1}{p_2}$$

$$\approx \frac{p_1 V_1}{0.434} \log \frac{p_1}{p_2}$$

Operation

Display

ON/C 1000000 × 0.01 In

a/b 1000000 ▶ 101000 =

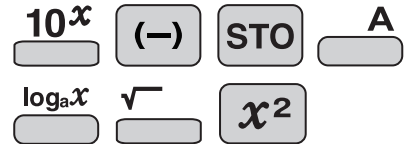
ON/C a/b 1000000 × 0.01

▶ 0.434 ▶ log

a/b 1000000 ▶ 101000

=

# Exponential, Logarithmic



<Example 3> Find the pH of hydrochloric acid HCl at a concentration of  $1.0 \times 10^{-8}$  mol/L

\* pH = 7 (neutral), pH < 7 (acidic), pH > 7 (alkaline)

$$\text{pH} = -\log_{10}\left(a + \frac{\sqrt{a^2 + 4 \times 10^{-14}} - a}{2}\right)$$

(Function for EL-W506X/EL-W516X/EL-W506)

<u>Operation</u>	<u>Display</u>
Enter the value of a	
ON/C 1.0 × 2ndF	
10 <sup>x</sup> (-) 8 STO	1.0 × 10 <sup>-8</sup> → A
A	0.00000001

Calculate the pH	
(-) 2ndF log <sub>a</sub> x 10	
▶ ALPHA A +	
a/b 2ndF sqrt ALPHA	
A x <sup>2</sup> + 4	
× 2ndF 10 <sup>x</sup> (-)	
14 ▶ ▶ -	
ALPHA A ▶ 2 =	

(Function for EL-W531X/EL-W535X/EL-W531XH/EL-W531XG/EL-W531)

Use instead of .

# e to the Power of x, Natural Logarithm



Calculates powers based on the constant e (2.718281828).





Computes the value of the natural logarithm, the exponent of the power to which e must be raised to equal the given value.

## <Example>

### Operation



### Display



# Factorials $n!$

$n!$  The product of a given positive integer  $n$  multiplied by all the lesser positive integers from 1 to  $n-1$  is indicated by  $n!$  and called the factorial of  $n$ .

<Example 1>

Operation

7 **2ndF**  $n!$  =

Display



A calculator display showing the calculation of 7 factorial. The display is in DEG mode and W-VIEW. It shows "7! =" on the top line and "5040." on the bottom line. The label "N1" is visible in the bottom left corner of the display area.

c.f  
 $n! = 1 \times 2 \times 3 \times \dots \times n$

**APPLICATIONS:**






Used in statistics and mathematics. In statistics, this function is used in calculations involving combinations and permutations.

# Factorials $n!$

---

<Example 2> How many arrangements exist of cards of three colors: red, blue, and yellow?

$$3! = 3 \times 2 \times 1 = 6$$

		<u>Operation</u>	<u>Display</u>
	<b>3</b>	 $n!$ 	
			



# Permutations, Combinations $nPr$ $n!$ $nCr$

<Example 1> (1) When three cards are selected from five cards numbered 1 to 5 and placed in a row, how many possible orderings of the cards are there?

$${}_5P_3 = 5 \times 4 \times 3$$

(2) When three cards are selected from five cards numbered 1 to 5, how many ways of selecting the cards are possible?

Let the number of ways of selecting the cards be  $C$ . There are  $3!$  possible orderings of the cards, and thus when ordered in a row

$$C \times 3! = {}_5P_3$$

Therefore  $C$  is

$$C = {}_5P_3 \div 3!$$

\*This is written as  ${}_5C_3$ .

	<u>Operation</u>	<u>Display</u>
(1)	$\text{ON/C}$ <b>5</b> $\text{2ndF}$ $nPr$ <b>3</b> $=$	<p>5P3= 60.</p>
(2)	$\text{ON/C}$ <b>5</b> $\text{2ndF}$ $nPr$ <b>3</b> $\div$ <b>3</b> $\text{2ndF}$ $n!$ $=$	<p>5P3+3!= 10.</p>
	$\text{ON/C}$ <b>5</b> $\text{2ndF}$ $nCr$ <b>3</b> $=$	<p>5C3= 10.</p>

# Permutations, Combinations $\frac{nCr}{\quad}$ $x^3$

<Example 2> Find the probability of drawing one pair when 5 cards are drawn from a deck of 52 cards.

No jokers are included in the deck.

Probability of drawing one pair =

Ways of selecting one pair ÷ Ways of selecting 5 cards

Ways of selecting one pair =

Ways of selecting two cards to make a pair x Ways of selecting 3 remaining cards

Ways of selecting two cards to make a pair

Ways of selecting the number: 13 possibilities from 1 to 13 (King)

Ways of selecting the suit: Two suits selected from four,  ${}^4C_2$

Hence

$$13 \times {}^4C_2$$

Ways of selecting remaining three cards

Ways of selecting the number: Three types are selected from (13 - 1) types  ${}^{(13-1)}C_3$

Ways of selecting the suit: For each number on the three cards, there are 4 types of suit  $4^3$

Hence


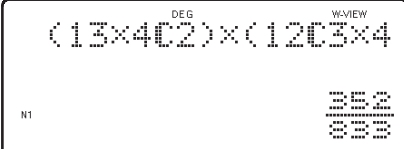
$${}^{12}C_3 \times 4^3$$

Ways of selecting five cards

$${}^{52}C_5$$

The probability of drawing one pair is

$$(13 \times {}^4C_2) \times ({}^{12}C_3 \times 4^3) \div {}^{52}C_5$$

	Operation				Display
ON/C	(	13	×	4	
2ndF	$\frac{nCr}{\quad}$	2	)		
×	(	12	2ndF		
$\frac{nCr}{\quad}$	3	×	4		
2ndF	$x^3$	)	÷		
52	2ndF	$\frac{nCr}{\quad}$	5		
=					

# Permutations, Combinations $\frac{nPr}{\text{ }} \frac{nCr}{\text{ }}$

**$nPr$**  This function finds the number of different possible orderings in selecting  $r$  objects from a set of  $n$  objects. For example, there are six different ways of ordering the letters ABC in groups of three letters—ABC, ACB, BAC, BCA, CAB, and CBA.

The calculation equation is  ${}_3P_3 = 3 \times 2 \times 1 = 6$  (ways).

**$nCr$**  This function finds the number of ways of selecting  $r$  objects from a set of  $n$  objects. For example, from the three letters ABC, there are three ways we can extract groups of two different letters—AB, AC, and CB.


The calculation equation is  ${}_3C_2$ .

<Example>


Operation

Display

6 2ndF  $\frac{nPr}{\text{ }}$  4 =



6 2ndF  $\frac{nCr}{\text{ }}$  4 =



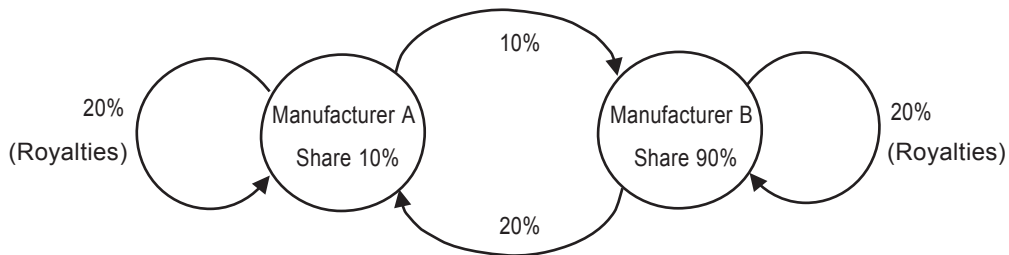
**APPLICATIONS:**

Used in statistics (probability calculations) and in simulation hypotheses in fields such as medicine, pharmaceuticals, and physics. Also, can be used to determine the chances of winning in lotteries.

# Matrix Calculation

In a certain year (year 0), the share of manufacturer A is 10% and the share of manufacturer B is 90%. Manufacturer A then releases a new product, and each following year it maintains 90% of the share  $a_k$  it had the previous year (year k), and usurps 20% of the share  $b_k$  of manufacturer B.

Find the transition matrix for this process and the shares of manufacturers A and B after 5 years.



## Answer

The share of each company after one year is expressed as follows using  $a_0$  and  $b_0$ .

$$\begin{aligned} a_1 &= 0.9a_0 + 0.2b_0 \\ b_1 &= (1-0.9)a_0 + (1-0.2)b_0 \end{aligned}$$

Thus,  $a_1$  and  $b_1$  are

$$\begin{aligned} a_2 &= 0.9a_1 + 0.2b_1 \\ b_2 &= 0.1a_1 + 0.8b_1 \end{aligned}$$

The transition matrix is

$$A = \begin{bmatrix} 0.9 & 0.2 \\ 0.1 & 0.8 \end{bmatrix}$$

In the same way, after two years

$$\begin{aligned} a_2 &= 0.9a_1 + 0.2b_1 \\ b_2 &= 0.1a_1 + 0.8b_1 \end{aligned}$$

Expressing  $a_2$  and  $b_2$  using  $a_0$  and  $b_0$  gives

$$\begin{aligned} a_2 &= 0.9(0.9a_0 + 0.2b_0) + 0.2(0.1a_0 + 0.8b_0) \\ &= (0.9 \times 0.9 + 0.2 \times 0.1)a_0 + (0.9 \times 0.2 + 0.2 \times 0.8)b_0 \\ &= 0.83a_0 + 0.34b_0 \\ b_2 &= 0.1(0.9a_0 + 0.2b_0) + 0.8(0.1a_0 + 0.8b_0) \\ &= (0.1 \times 0.9 + 0.8 \times 0.1)a_0 + (0.1 \times 0.2 + 0.8 \times 0.8)b_0 \\ &= 0.17a_0 + 0.66b_0 \end{aligned}$$

In summary,

$$\begin{aligned} a_2 &= 0.83a_0 + 0.34b_0 \\ b_2 &= 0.17a_0 + 0.66b_0 \end{aligned}$$

$$A^2 = \begin{bmatrix} 0.83 & 0.34 \\ 0.17 & 0.66 \end{bmatrix} : \text{This is equal to } \text{mat}A^2. \text{ (Refer to Example 1)}$$

# Matrix Calculation



Finding  $a_3$  and  $b_3$  in the same way,

$$a_3 = 0.781a_0 + 0.438b_0$$

$$b_3 = 0.219a_0 + 0.562b_0$$

Expressing the coefficients as a matrix gives

$$A^3 = \begin{bmatrix} 0.781 & 0.438 \\ 0.219 & 0.562 \end{bmatrix} : \text{This is equal to } \text{mat}A^3. \text{ (Refer to Example 1)}$$

From the above, the coefficients of the calculation formula of each company's share after 5 years can be found by repeated application of matrix A.

After 5 years:  $C = A^5 = A^2 \times A^3$  (Refer to Example 2 - 1)

The shares of manufacturers A and B after 5 years and 10 years are

$$a_2 = 0.72269a_0 + 0.55462b_0 = 57 \%$$

$$b_2 = 0.27731a_0 + 0.44538b_0 = 43 \% \quad (\text{Refer to Example 2 - 2})$$

# Matrix Calculation

MODE MATH  $x^2$   $x^3$

(Function for EL-W506X/EL-W516X/EL-W506)

## <Example 1>

Let

$$\text{matA} = \begin{bmatrix} 0.9 & 0.2 \\ 0.1 & 0.8 \end{bmatrix}$$

Find  $\text{matA}^2$  and  $\text{matA}^3$

### Operation

### Display

Set the mode to Matrix

MODE **4 (MATRIX)** Matrix mode

```

DEG W-VIEW
<MODE-1>
0:NORMAL 1:STAT
2:DRILL 3:CPLX
N1 4:MATRIX 5:LIST
    
```

Enter matA

MATH **2 (EDIT)**

```

DEG
<MATH-1>
0:CTLG 1:MATRIX
2:EDIT 3:RECALL
N1 4:STORE 5:OPE
    
```

<2 x 2 Matrix>

0.9 ENTER 0.2 ENTER  
0.1 ENTER 0.8 ENTER

```

DEG
matrix: 2x2
[0.9 0.2]
[0.1 0.8]
N1 4 0.8
    
```

<Enter numeric values>

ON/C MATH **4 (STORE) 0**

<0: Save to matA>

```

DEG
STORED!
N1
    
```

Calculate

ON/C MATH **1 (MATRIX) 0**  
 $x^2$  = <Calculate the square>

```

DEG
matrix: 2x2
[0.81 0.34]
[0.17 0.66]
N1 4 0.66
    
```

ON/C MATH **1 (MATRIX) 0**  
2ndF  $x^3$  = <Calculate the cube>

```

DEG
matrix: 2x2
[0.729 0.498]
[0.216 0.512]
N1 4 0.729
    
```

# Matrix Calculation

MODE

MATH

(Function for EL-W506X/EL-W516X/EL-W506)

## <Example 2>

Let

$$\text{matB} = \begin{bmatrix} 0.83 & 0.34 \\ 0.17 & 0.66 \end{bmatrix} \quad \text{matC} = \begin{bmatrix} 0.781 & 0.438 \\ 0.219 & 0.562 \end{bmatrix}$$

- (1) Find matB x matC.
- (2) The calculation result of (1) is

$$\text{matD} = \begin{bmatrix} c & d \\ e & f \end{bmatrix}$$

Letting  $a_0 = 10$ ,  $b_0 = 90$ ,  
Calculate

$$a_5 = ca_0 + db_0$$

$$b_5 = ea_0 + fb_0$$

### Operation

### Display

Set the mode to Matrix

**MODE** **4 (MATRIX)** Matrix mode

```

DEG W-VIEW
<MODE-1>
0: NORMAL 1: STAT
2: DRILL 3: CPLY
4: MATRIX 5: LIST
  
```

Enter matB

**MATH** **2 (EDIT)**

**2** **2** **ENTER**

<2 x 2 Matrix>

**0.83** **ENTER** **0.34** **ENTER**

**0.17** **ENTER** **0.66** **ENTER**

<Enter numeric values>

**ON/C** **MATH** **4 (STORE)** **1**

<1: Save to matB>

```

DEG
matrix: 2x2
0.83 0.34
0.17 0.66
N1 4 0.66
  
```

```

DEG
STORED!
N1
  
```

# Matrix Calculation

MODE

MATH

Enter matC

**MATH** 2 (EDIT)

**2** **2**   
<2 x 2 Matrix>

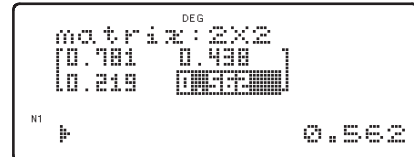
**0.781**  **0.438** 

**0.219**  **0.562** 

<Enter numeric values>

**ON/C** **MATH** 4 (STORE) 2

<2: Save to matC>




3. Calculate

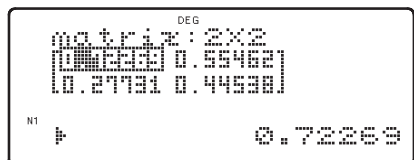
(1)

**ON/C** **MATH** 1 (MATRIX)

**1** 

**MATH** 1 (MATRIX) 2

**=**



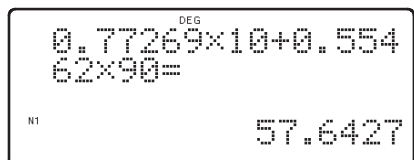
(2)

**ON/C**

**0.77269**  **10** 

**0.55462**  **90** 

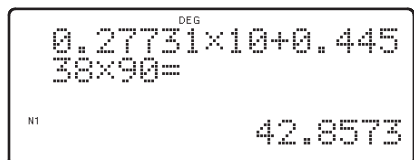
**57.6427**



**0.27731**  **10** 

**0.44538**  **90** 

**42.8573**





# Time Calculation




Converts a sexagesimal value displayed in degrees, minutes, seconds to decimal notation. Also, converts a decimal value to sexagesimal notation (degrees, minutes, seconds).



Inputs values in sexagesimal notation (degrees, minutes, seconds).


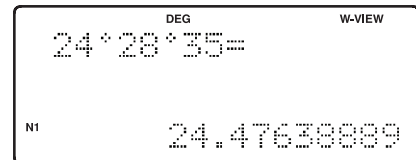


**<Example>** Convert  $24^\circ 28' 35''$  (24 degrees, 28 minutes, 35 seconds) to decimal notation. Then convert  $24.476^\circ$  to sexagesimal notation.

## Operation

24  28  35    
Convert to decimal notation



## Display

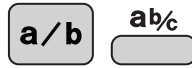


Repeat last key operation to return to the previous display.

### APPLICATIONS:

Used in calculations of angles and angular velocity in physics, and latitude and longitude in geography.

# Fractional Calculations



Inputs proper or improper fractions which consist of a numerator and denominator.



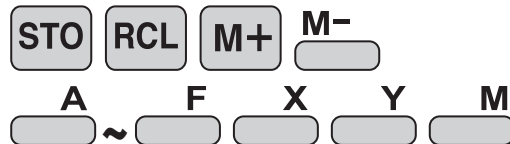
Inputs a mixed fraction.

<Example> Add  $3\frac{1}{2}$  and  $\frac{5}{7}$ , and convert to decimal notation.

<u>Operation</u>	<u>Display</u>
3 <b>2ndF</b> <b>ab/c</b> 1 <b>▶</b> 2 <b>▶</b> + 5 <b>a/b</b> 7 =	
Convert to an improper fraction	
Convert to decimal notation	

**APPLICATIONS:**  
 There is a wide variety of applications for this function because fractions are such a basic part of mathematics. This function is useful for calculations involving electrical circuit resistance.

# Memory Calculations



- STO**    Stores displayed values in memories 0000 00 00 0.
- RCL**    Recalls values stored in 0000 00 00 0.
- M+**    Adds the displayed value to the value in the independent memory 0.
- M-**    Subtracts the displayed value from the value in the independent memory 0.
- A** ~ **F** **X** **Y**    Memorized memories
- M**    Independent memory

## <Example 1>

	<u>Operation</u>	<u>Display</u>
0	[STO] [M]	<small>DEG W-VIEW</small> 0÷M <small>N1</small> 0.
Enter 0 00 00		
25	[×] 27 [M+]	<small>DEG W-VIEW</small> M 25×27M+ <small>N1</small> 675.
7	[×] 3 [M+]	<small>DEG W-VIEW</small> M 7×3M+ <small>N1</small> 21.
	[RCL] [M]	<small>DEG W-VIEW</small> M M= <small>N1</small> 696.

## <Example 2>

Calculates \$/¥ at the designated exchange rate.



\$1 = ¥110

¥26,510 = \$?

\$2,750 = ¥?

	<u>Operation</u>	<u>Display</u>
110	[STO] [Y]	<small>DEG W-VIEW</small> 110÷Y <small>N1</small> 110.
26510	[÷] [RCL] [Y] [=]	<small>DEG W-VIEW</small> 26510÷Y= <small>N1</small> 241.
2750	[×] [RCL] [Y] [=]	<small>DEG W-VIEW</small> 2750×Y= <small>N1</small> 302'500.









# Last Answer Memory ANS

**ANS**  Automatically recalls the last answer calculated by pressing 




<Example> Solve for  $x$  first and then solve for  $y$  using  $x$ .

$$x = \sqrt{2} + 3 \quad \text{and} \quad y = 4 \div x$$

(Function for EL-W506X/EL-W516X/EL-W506)

Operation	Display
  <b>2</b>  <b>+</b> <b>3</b> 	<div style="border: 1px solid black; padding: 5px; margin-bottom: 10px;"> <div style="display: flex; justify-content: space-between; font-size: 8px;">DEG W-VIEW</div> <div style="text-align: center; font-family: monospace; font-size: 16px;">√2+3=</div> <div style="display: flex; justify-content: space-between; font-size: 8px;">N1 3+√2</div> </div>
<b>4</b>  <b>ALPHA</b> <b>ANS</b>  	<div style="border: 1px solid black; padding: 5px; margin-bottom: 10px;"> <div style="display: flex; justify-content: space-between; font-size: 8px;">DEG W-VIEW</div> <div style="text-align: center; font-family: monospace; font-size: 16px;">4÷ANS=</div> <div style="display: flex; justify-content: space-between; font-size: 8px;">N1 12-4√2 7</div> </div>
	<div style="border: 1px solid black; padding: 5px;"> <div style="display: flex; justify-content: space-between; font-size: 8px;">DEG W-VIEW</div> <div style="text-align: center; font-family: monospace; font-size: 16px;">4÷ANS=</div> <div style="display: flex; justify-content: space-between; font-size: 8px;">N1 0.986163678</div> </div>

(Function for EL-W531X/EL-W535X/EL-W531XH/EL-W531XG/EL-W531)

Use  instead of  .

# User-Defined Functions D1 ~ D4

D1 ~ D4 Recall a function that was defined by the user.

<Example>


<u>Operation</u>	<u>Display</u>
<span style="border: 1px solid black; border-radius: 5px; padding: 2px 5px;">STO</span> <span style="border: 1px solid black; border-radius: 5px; padding: 2px 5px;">D1</span>	<div style="text-align: right; font-size: small;">DEG W-VIEW</div> STORING D1 N1 SELECT FUNCTION
<span style="border: 1px solid black; border-radius: 5px; padding: 2px 5px;">2ndF</span> <span style="border: 1px solid black; border-radius: 5px; padding: 2px 5px;">hyp</span> <span style="border: 1px solid black; border-radius: 5px; padding: 2px 5px;">sin<sup>-1</sup></span>	<div style="text-align: right; font-size: small;">DEG W-VIEW</div> NORMAL MODE N1 0.
<span style="border: 1px solid black; border-radius: 5px; padding: 2px 5px;">D1</span> 26 <span style="border: 1px solid black; border-radius: 5px; padding: 2px 5px;">=</span>	<div style="text-align: right; font-size: small;">DEG W-VIEW</div> sinh <sup>-1</sup> 26= N1 3.951613336

**APPLICATIONS:**

Functions that you have previously defined, including those using common 2nd Function buttons, can be stored in D1~ D4 for later use, thus saving time on keystrokes.






# Absolute Value

---


 Returns an absolute value.

<Example>

Operation

  3   
-4 (  4 ) 

Display

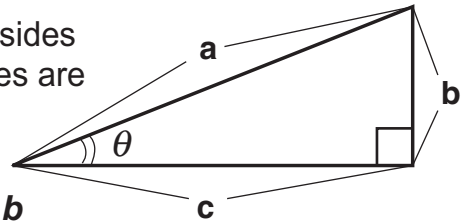


DEG W-VIEW  
|3×-4|=  
N1 12.

# Trigonometric Functions

**sin** **cos** **tan**

Trigonometric functions determine the ratio of three sides of a right triangle. The combinations of the three sides are sin, cos, and tan. Their relations are:



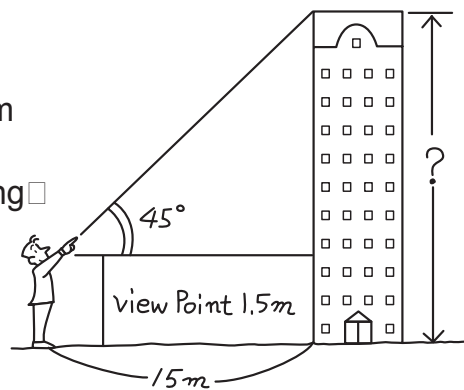
**sin** calculates the sine of an angle.  $\sin \theta = \frac{b}{a}$

**cos** calculates the cosine of an angle.  $\cos \theta = \frac{c}{a}$

**tan** calculates the tangent of an angle.  $\tan \theta = \frac{b}{c}$

### <Example 1>

The angle from a point 15 meters from a building to the highest floor of the building is 45°. How tall is the building?



[DEG mode]

#### Operation

**tan** 45 **×** 15  
**+** 1 **·** 5 **=**  
 View point

**CHANGE**

**CHANGE**

#### Display

DEG W-VIEW  
 tan45×15+1.5=  
 N1 16½

DEG W-VIEW  
 tan45×15+1.5=  
 N1 33  
 2

DEG W-VIEW  
 tan45×15+1.5=  
 N1 16.5

Trigonometric functions are useful in mathematics and various engineering calculations. They are often used in astronomical observations, civil engineering and in calculations involving electrical circuits, as well as in calculations for physics such as parabolic motion and projectile motion.

# Trigonometric Functions

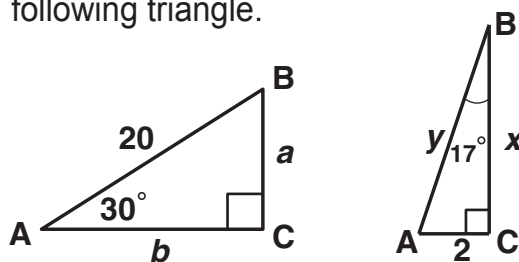
sin

cos

tan

## <Example 2>

Find the length of the side of the following triangle.



$$\begin{aligned}a &= 20 \sin 30 \\b &= 20 \cos 30 \\x &= \frac{2}{\tan 17} \\y &= \frac{2}{\sin 17}\end{aligned}$$

(Function for EL-W506X/EL-W516X/EL-W506)

[DEG mode]

Operation

Display

**2ndF** **SET UP** **0 (DRG)**

**0 (DEG)**

<Angle setting "°" (DEG)>


```
DEG W-VIEW
<<ANGLE>>
0:DEG 1:RAD
2:GRAD
N1
```



# Trigonometric Functions

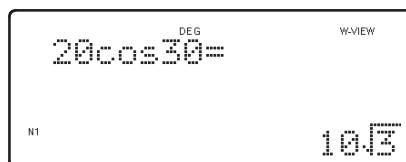
**sin** **cos** **tan**

**ON/C**  
**20** **sin** **30** **=**



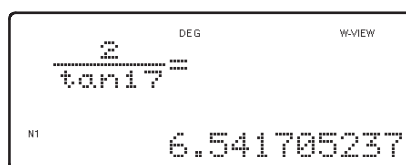
DEG W-VIEW  
20sin30=  
N1 10.

**20** **cos** **30** **=**



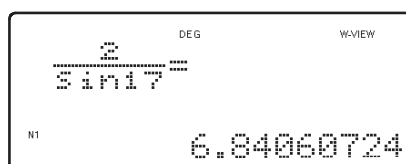
DEG W-VIEW  
20cos30=  
N1 10√3

**a/b** **2** **▶** **tan**  
**17** **=**



DEG W-VIEW  
 $\frac{2}{\tan 17} =$   
N1 6.541705237

**a/b** **2** **▶** **sin**  
**17** **=**



DEG W-VIEW  
 $\frac{2}{\sin 17} =$   
N1 6.84060724

(Function for EL-W531X/EL-W535X/EL-W531XH/EL-W531XG/EL-W531)

Use **SET UP** instead of **2ndF** **SET UP** .

# Trigonometric Functions $\sqrt{\quad}$ **sin** $\frac{\pi}{\quad}$ **BS**

## <Example 3>

The instantaneous value  $V$  of the AC voltage is expressed by the equation below.

$$V = \sqrt{2}V_e \sin(2\pi ft) \text{ [V]}$$

Root mean square value  $V_e = 100 \text{ [V]}$

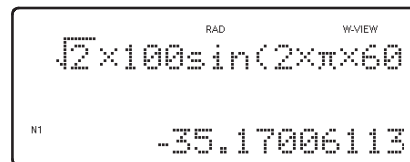

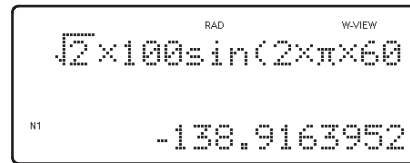
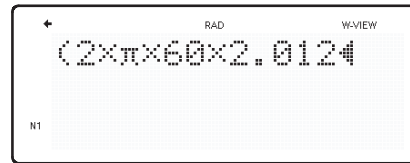
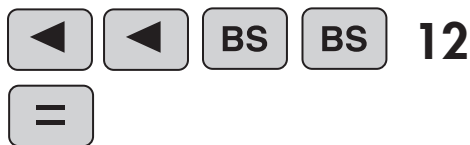



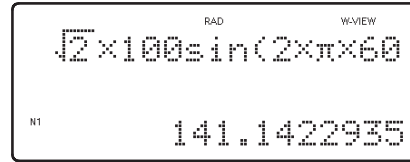
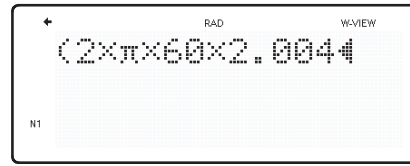

Frequency  $f = 60 \text{ [Hz]}$

Find the instantaneous value of the AC voltage at time  $t = 2.000, 2.002, 2.004, 2.008, 2.012, 2.016$

(Function for EL-W506X/EL-W516X/EL-W506)

Operation	Display
<b>2ndF</b> <b>SET UP</b> <b>0 (DRG)</b> <b>1 (RAD)</b> <Angle setting "rad" (RAD)>	
<b>ON/C</b> <b>2ndF</b> $\sqrt{\quad}$ <b>2</b> <b>▶</b> <b>×</b> <b>100</b> <b>sin</b> <b>(</b> <b>2</b> <b>×</b> <b>2ndF</b> $\frac{\pi}{\quad}$ <b>×</b> <b>60</b> <b>×</b> <b>2.000</b> <b>)</b> <b>=</b>	
<b>◀</b> <b>◀</b> <b>BS</b> <b>2</b> <b>=</b>	

# Trigonometric Functions



(Function for EL-W531X/EL-W535X/EL-W531XH/EL-W531XG/EL-W531)

Use **SET UP** instead of **2ndF** **SET UP** .

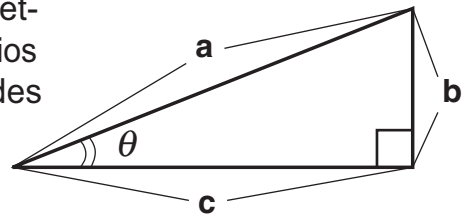
Use **sqrt** instead of **2ndF** **sqrt** .

Use **pi** instead of **2ndF** **pi** .

# Arc Trigonometric Functions

$\sin^{-1}$   $\cos^{-1}$   $\tan^{-1}$

Arc trigonometric functions, the inverse of trigonometric functions, are used to determine an angle from ratios of a right triangle. The combinations of the three sides are  $\sin^{-1}$ ,  $\cos^{-1}$ , and  $\tan^{-1}$ . Their relations are;



$\sin^{-1}$  (arc sine) Determines an angle based on the ratio  $b/a$  of two sides of a right triangle.

$$\theta = \sin^{-1} \frac{b}{a}$$

$\cos^{-1}$  (arc cosine) Determines an angle based on the ratio  $c/a$  for two sides of a right triangle.

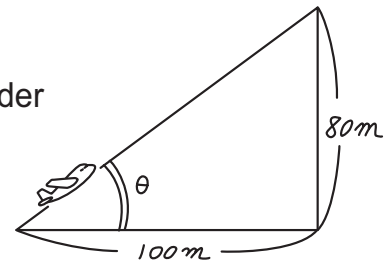
$$\theta = \cos^{-1} \frac{c}{a}$$

$\tan^{-1}$  (arc tangent) Determines an angle based on the ratio  $b/c$  for two sides of a right triangle.

$$\theta = \tan^{-1} \frac{b}{c}$$

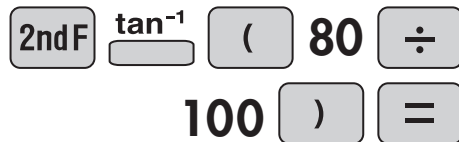
## <Example 1>

At what angle should an airplane climb in order to climb 80 meters in 100 meters?

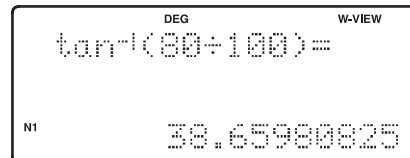


[DEG mode]

**Operation**



**Display**



# Hyperbolic

hyp

cos

sin

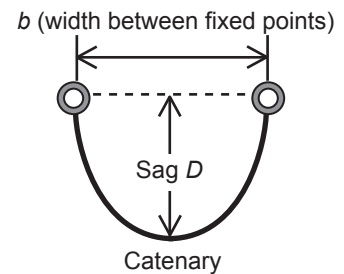
## <Example 1>

The curve that forms when a rope hangs from two fixed points is called a "catenary", and the sag  $D$  of the rope can be expressed using a hyperbolic function.

$$D = a \cosh \frac{b}{2a} - a$$

The length  $L$  of rope that creates this sag is expressed by the following equation.

$$L = 2a \sinh \frac{b}{2a}$$



When  $a = 0.846$  and  $b = 2$ , find the rope sag  $D$  and the rope length  $L$ .

\* The value  $a$  is called the catenary factor, and determines the shape of the curve.

Operation				Display
ON/C	0.846	hyp	cos	$\frac{2}{0.846} - 0.846$
(	a/b	2	▶	
2	×	0.846	▶	$0.846 \cosh\left(\frac{2}{2 \times 0.846}\right)$
)	-	0.846	=	0.663116811
ON/C	2	×	0.846	$6 \sinh\left(\frac{2}{2 \times 0.846}\right)$
hyp	sin	(	a/b	
2	▶	2	×	$2 \times 0.846 \sinh\left(\frac{2}{2 \times 0.846}\right)$
0.846	▶	)	=	2.499373963

# Hyperbolic



(Function for EL-W506X/EL-W516X/EL-W506)

## <Example 2>

A drop of rain falls against an air resistance proportional to the square of the fall velocity. The velocity  $v$  at time  $t$  seconds after the start of the fall is given by the following equation:

$$v = A \tanh Bt \text{ [m/s]}$$

$$A = 6.82$$

$$B = 1.44$$

( $A$  and  $B$  are constants determined by a raindrop diameter of 1 mm and the physical properties of air.)

Find the fall velocity at time  $t = 0, 1, 2, 5, 10, 15$ .

\*As the calculations are continued,  $v$  approaches 6.82. Therefore, the velocity of a raindrop is about 6.82 m/s (24.6 km/h) when it reaches the ground.

Note: The fall distance from time  $t = 0$  to 15 [s] is given by the following equation. (Calculation of integral)

$$\int_0^{15} (6.82 \tanh(1.44x)) dx = 99.01718518$$

## Answer

x	v
0	0
1	6.0950185
2	6.777153851
5	6.819992397
10	6.82
15	6.82

Additional note: Simulation calculation

This function is convenient for repeated calculations using varying values of  $X$ .

1. Enter  $A \tanh(BX)$  (use the characters  $A$ ,  $B$ , and  $X$  to enter)

[DEG mode]

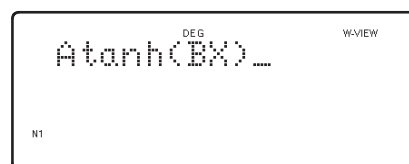
**Operation**

ON/C ALPHA **A** hyp

tan ( ALPHA **B**

ALPHA **X** )

**Display**



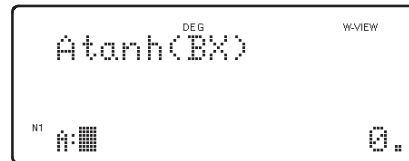
# Hyperbolic



2. Press the [MATH] key and select [ALGB]

**MATH** 1 (ALGB)

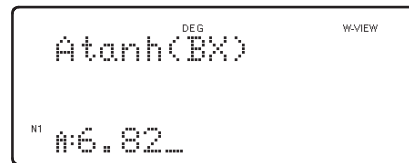
<Simulation calculation>



3. Enter the value of A

**6.82** [=]


(If 6.82 appears, press only the [=] key)



4. Enter the value of B


**1.44** [=]

(If 1.44 appears, press only the [=] key)



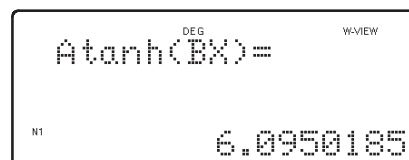
5. Enter the value of X  
For example,

**1** [=]



6. The answer is obtained.

Repeat 2 to 6



# Hyperbolic Functions

hyp

arc hyp

hyp

The hyperbolic function is defined by using natural exponents in trigonometric functions.

arc hyp

Arc hyperbolic functions are defined by using natural logarithms in trigonometric functions.

## APPLICATIONS:

Hyperbolic and arc hyperbolic functions are very useful in electrical engineering and physics.

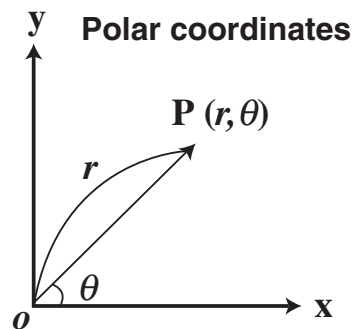
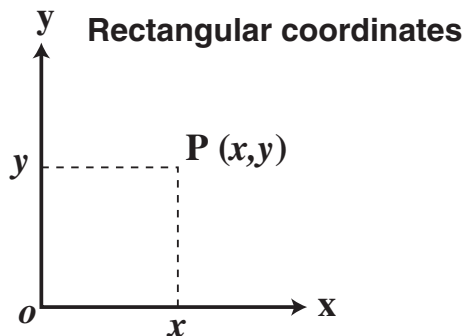


# Coordinate Conversion $\rightarrow r\theta$ $\rightarrow xy$ $(x,y)$

$\rightarrow r\theta$   Converts rectangular coordinates to polar coordinates ( $x, y \rightarrow r, \theta$ )

$\rightarrow xy$   Converts polar coordinates to rectangular coordinates ( $r, \theta \rightarrow x, y$ )

$(x,y)$  Splits data used for dual-variable data input.



**<Example>** Determine the polar coordinates ( $r, \theta$ ) when the rectangular coordinates of Point P are ( $x = 7, y = 3$ ).

[DEG mode]

Operation

7  $(x,y)$  3 2ndF  $\rightarrow r\theta$

Display

DEG W-VIEW

7,3 $\rightarrow r\theta$

r: 7.615773106

$\theta$ : 23.19859051

7.6  $(x,y)$  23.2 2ndF  $\rightarrow xy$

DEG W-VIEW

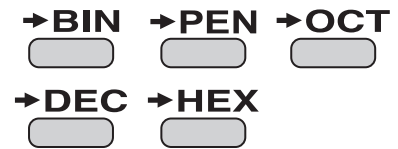
7.6,23.2 $\rightarrow r\theta$

x: 6.985428578

y: 2.993958513

Coordinate conversion is often used in mathematics and engineering, especially for impedance calculations in electronics and electrical engineering.

# Binary, Pental, Octal, Decimal, and Hexadecimal Operations (N-Base)



This calculator can perform conversions between numbers expressed in binary, pental, octal, decimal, and hexadecimal systems. It can also perform the four basic arithmetic operations, calculations with parentheses and memory calculations using binary, pental, octal, decimal, and hexadecimal numbers. In addition, the calculator can carry out the logical operations AND, OR, NOT, NEG, XOR, and XNOR on binary, pental, octal, and hexadecimal numbers.

- BIN** Converts to the binary system. □□IN□ appears.
- PEN** Converts to the pental system. □□EN□ appears.
- OCT** Converts to the octal system. □OCT□ appears.
- HEX** Converts to the hexadecimal system. □□EX□ appears.
- DEC** Converts to the decimal system. □□IN□, □□EN□, □OCT□, and □□EX□ disappear from the display.

Conversion is performed on the displayed value when these keys are pressed.

**<Example 1>** HEX(1AC) →BIN →PEN →OCT →DEC

<u>Operation</u>	<u>Display</u>
2ndF → <b>HEX</b> 1AC	<div style="display: flex; justify-content: space-between; font-size: small;">DEG W-VIEW</div> <p style="text-align: center;">1AC</p> <hr/> <p style="font-size: small;">N1 HEX</p>
2ndF → <b>BIN</b>	<div style="display: flex; justify-content: space-between; font-size: small;">DEG W-VIEW</div> <p style="text-align: center;">1AC→BIN</p> <hr/> <p style="font-size: small;">N1 BIN      110101100</p>
2ndF → <b>PEN</b>	<div style="display: flex; justify-content: space-between; font-size: small;">DEG W-VIEW</div> <p style="text-align: center;">ANS→PEN</p> <hr/> <p style="font-size: small;">N1 PEN                      3203</p>
2ndF → <b>OCT</b>	<div style="display: flex; justify-content: space-between; font-size: small;">DEG W-VIEW</div> <p style="text-align: center;">ANS→OCT</p> <hr/> <p style="font-size: small;">N1 OCT                              654</p>
2ndF → <b>DEC</b>	<div style="display: flex; justify-content: space-between; font-size: small;">DEG W-VIEW</div> <p style="text-align: center;">ANS→DEC</p> <hr/> <p style="font-size: small;">N1    428.</p>

**<Example 2>** 1011 AND 101 = (BIN) →DEC

<u>Operation</u>	<u>Display</u>
ON/C 2ndF → <b>BIN</b> 1011 <b>AND</b> 101 <b>=</b>	<div style="display: flex; justify-content: space-between; font-size: small;">DEG W-VIEW</div> <p style="text-align: center;">1011AND101=</p> <hr/> <p style="font-size: small;">N1 BIN                                      1</p>
2ndF → <b>DEC</b>	<div style="display: flex; justify-content: space-between; font-size: small;">DEG W-VIEW</div> <p style="text-align: center;">ANS→DEC</p> <hr/> <p style="font-size: small;">N1    1.</p>

# Differentiation calculation $\frac{d}{dx}$ $x$

(Function for EL-W506X/EL-W516X/EL-W506)

## <Example 1>

If the demand curve is expressed by

$$D = \frac{25920}{P} - 24$$

find the price elasticity of demand when  $P=360$  ( $D=48$ ).

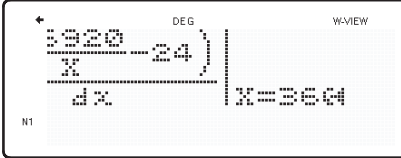
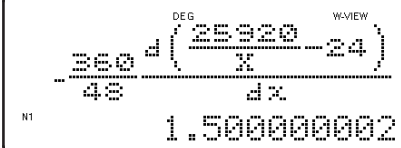
\*Price elasticity of demand:

A value that indicates how sensitive demand is to changes of price.

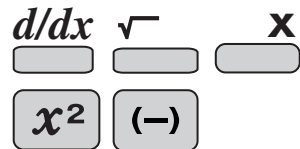
$$\text{Price elasticity of demand} = - \frac{\text{Rate of demand change}}{\text{Rate of price change}} = - \frac{\frac{dD}{D}}{\frac{dP}{P}} = - \frac{P}{D} \frac{dD}{dP}$$

Find the following value when  $P=360$  and  $D=48$ .

$$-\frac{P}{D} \frac{d\left(\frac{25920}{x} - 24\right)}{dx} \Bigg|_{x=360}$$

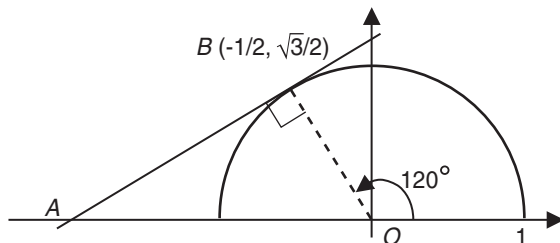
<u>Operation</u>	<u>Display</u>
ON/C (-) a/b 360	
▶ 48 ▶ 2ndF	
$\frac{d}{dx}$ a/b 25920 ▶	
ALPHA $x$ ▶ -	
24 ▶ 360 =	

# Differentiation calculation



(Function for EL-W506X/EL-W516X/EL-W506)

## <Example 2>



The semicircle above is given by the equation

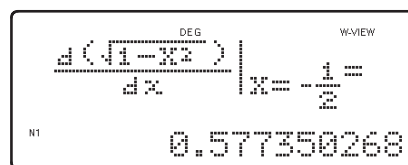
$$y = \sqrt{1 - x^2}$$

Find the slope of the tangent  $AB$  at point  $B (-1/2, \sqrt{3}/2)$  on the semicircle.

$$\left. \frac{d(\sqrt{1 - x^2})}{dx} \right|_{x = -\frac{1}{2}}$$

Operation			
<b>ON/C</b>	<b>2ndF</b>	$\frac{d}{dx}$	<b>2ndF</b>
$\sqrt{\quad}$	<b>1</b>	<b>-</b>	<b>ALPHA</b>
<b>x</b>	$x^2$	<b>▶</b>	<b>▶</b>
<b>(-)</b> <small>NEG</small>	<b>a/b</b>	<b>1</b>	<b>▶</b>
<b>2</b>	<b>=</b>		

## Display



# Integration calculation



(Function for EL-W506X/EL-W516X/EL-W506)

## <Example 1>

Let the demand curve of the overall market be  $D = 3000 - 10P$ , the supply curve be  $S = 20P$ , the equilibrium price be 100, and the equilibrium output be 2000.

(1) Find the consumer surplus of the overall market.

$$\int_0^{100} (3000 - 10x - 2000) dx$$

(2) Find the producer surplus of the overall market.

$$\int_0^{100} (2000 - 20x) dx$$

(3) Find the total surplus of the overall market.

$$\int_0^{100} (3000 - 10x - 20x) dx$$

	<u>Operation</u>	<u>Display</u>
(1)	<div style="display: flex; justify-content: space-around; margin-bottom: 5px;"> <span>ON/C</span> <span>∫ dx</span> <span>0</span> <span>▶</span> </div> <div style="display: flex; justify-content: space-around; margin-bottom: 5px;"> <span>100</span> <span>▶</span> <span>(</span> <span>3000</span> </div> <div style="display: flex; justify-content: space-around; margin-bottom: 5px;"> <span>−</span> <span>10</span> <span>ALPHA</span> <span>x</span> </div> <div style="display: flex; justify-content: space-around;"> <span>−</span> <span>2000</span> <span>)</span> <span>=</span> </div>	<div style="border: 1px solid black; padding: 5px; margin-bottom: 10px;"> <p style="text-align: right; font-size: small;">DEG W-VIEW</p> <p style="text-align: center;">000-10X-2000)dx</p> <p style="font-size: x-small;">N1</p> </div> <div style="border: 1px solid black; padding: 5px;"> <p style="text-align: right; font-size: small;">DEG W-VIEW</p> <p style="text-align: center;">∫<sub>0</sub><sup>100</sup> (3000-10X-20</p> <p style="text-align: right; font-size: x-small;">50'000.</p> <p style="font-size: x-small;">N1</p> </div>
(2)	<div style="display: flex; justify-content: space-around; margin-bottom: 5px;"> <span>ON/C</span> <span>∫ dx</span> <span>0</span> <span>▶</span> </div> <div style="display: flex; justify-content: space-around; margin-bottom: 5px;"> <span>100</span> <span>▶</span> <span>(</span> <span>2000</span> </div> <div style="display: flex; justify-content: space-around; margin-bottom: 5px;"> <span>−</span> <span>20</span> <span>ALPHA</span> <span>x</span> </div> <div style="display: flex; justify-content: space-around;"> <span>)</span> <span>=</span> </div>	<div style="border: 1px solid black; padding: 5px;"> <p style="text-align: right; font-size: small;">DEG W-VIEW</p> <p style="text-align: center;">∫<sub>0</sub><sup>100</sup> (2000-20X)dx</p> <p style="text-align: right; font-size: x-small;">100'000.</p> <p style="font-size: x-small;">N1</p> </div>

# Integration calculation



(3)

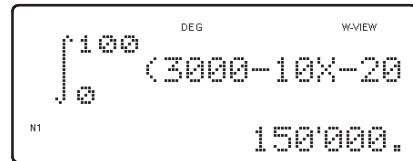
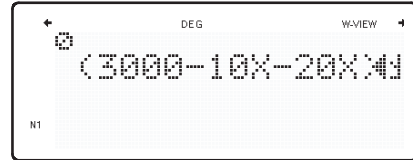
ON/C    $\int dx$    0    $\blacktriangleright$

100    $\blacktriangleright$    (   3000

-   10   ALPHA    $x$

-   20   ALPHA    $x$

)   =

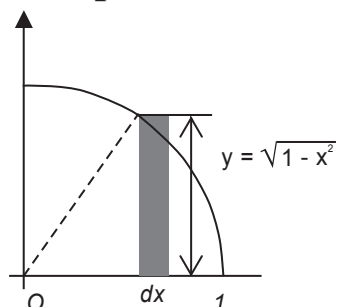


# Integration calculation



(Function for EL-W506X/EL-W516X/EL-W506)

## <Example 2>



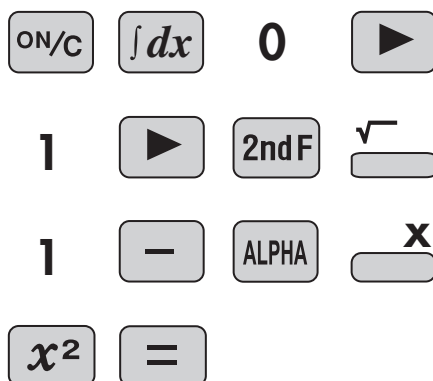
The fan shaped curve at left is given by the equation

$$y = \sqrt{1 - x^2}$$

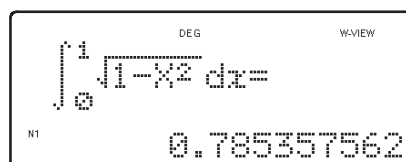
Find the area of the fan shape with radius 1 and central angle  $90^\circ$ .

$$\int_0^1 \sqrt{1 - x^2} dx$$

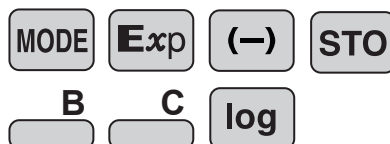
### Operation



### Display



# Polynomial equation



(Function for EL-W506X/EL-W516X/EL-W506)

## <Example 1>

Let the hydrochloric acid concentration be  $c$  ( $= 1.0 \times 10^{-8}$  mol /  $\ell$ ), and the hydrogen ion concentration be  $x$ .

- (1) Solve the following quadratic equation to find the hydrogen ion concentration  $x$ :  

$$x^2 - cx - K_w = 0$$

where

$$K_w = 1.0 \times 10^{-14} \text{ [mol / } \ell \text{ ] (ionic product of water)}$$

- (2) Use the result of (1) to find the pH ( $= -\log x$ ) of hydrochloric acid.  

$$\text{pH} = -\log x \text{ (} x > 0 \text{)}$$

### Operation

### Display

(1)

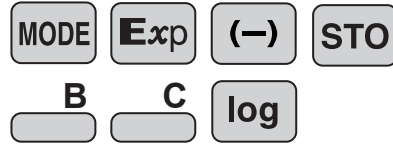
Save constants

MODE	0 (NORMAL)	ON/C	
1.0	Exp	(-)	14
		NEG	
STO	B		
1.0	Exp	(-)	8
		NEG	
STO	C		

DEG 1.0E -8 W-VIEW
N1 0.00000001



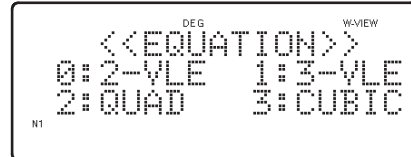
# Polynomial equation



Set the mode to Equation

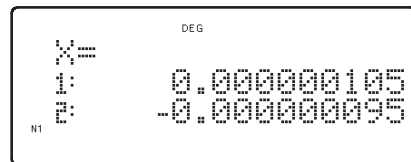
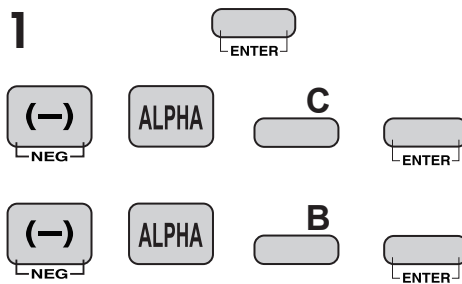
**MODE** **6 (EQUATION)** **2 (QUAD)**

<Quadratic equation>



Solve the equation (enter coefficients a, b, c)

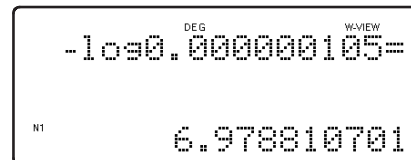

1



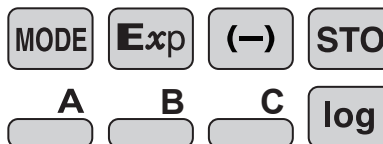
(2)

Set the mode to Normal

**MODE** **0 (NORMAL)**



# Polynomial equation



(Function for EL-W506X/EL-W516X/EL-W506)

## <Example 2>

Let the acetic acid concentration be  $c$  ( $= 0.1 \text{ mol / } \ell$ ), and the hydrogen ion concentration be  $x$ .

(1) Solve the following quadratic equation to find the hydrogen ion concentration  $x$ :  

$$x^3 + K_a x^2 - (cK_a + K_w)x - K_a K_w = 0$$

where

$K_a = 2.75 \times 10^{-5} \text{ [mol / } \ell \text{ ]}$  (ionization equilibrium constant of acetic acid)

$K_w = 1.0 \times 10^{-14} \text{ [mol / } \ell \text{ ]}$  (ionic product of water)

(2) Use the result of (1) to find the pH ( $= -\log x$ ) of acetic acid.  

$$\text{pH} = -\log x \ (x > 0)$$

### Operation

### Display

(1)

Save constants

MODE 0 (NORMAL) ON/C


2.75 Exp (-) 5  
NEG

STO A

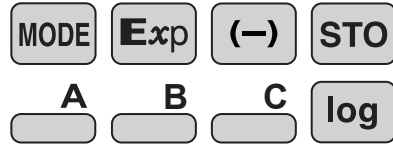
1.0 Exp (-) 14  
NEG

STO B

0.1 STO C



# Polynomial equation



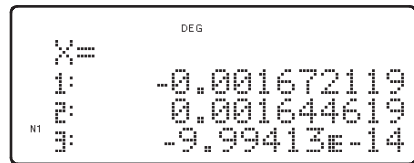
Set the mode to Equation

**MODE** **6 (EQUATION)**  
**3 (CUBIC)**  
 <Cubic equation>



Solve the equation (enter coefficients a, b, c, d)

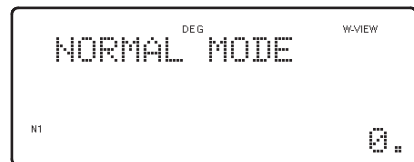
**1** **ENTER**  
**ALPHA** **A** **ENTER**  
**(-)** **(** **ALPHA** **C**  
**ALPHA** **A** **+** **ALPHA**  
**B** **)** **ENTER** **(-)**  
**ALPHA** **A** **ALPHA** **B**  
**=**



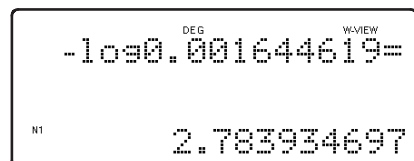
(2)

Set the mode to Normal

**MODE** **0 (NORMAL)**



**ON/C** **(-)** **log**  
**0.001644619** **=**



# Simultaneous Calculation

MODE

(Function for EL-W506X/EL-W516X/EL-W506)

## <Example 1>

To produce one unit of product X, 3 kg of material A and 1 kg of material B are required.

To produce one unit of product Y, 1 kg of material A and 2 kg of material B are required.

There are 9 kg of A and 8 kg of B in stock.

If the selling price of product X is 30,000 yen/unit and the selling price of product Y is 20,000 yen/unit, how many units of product X and how many units of product Y should be produced in order to maximize sales  $K$ ?

(Do not include the cost of materials and production or other expenses)

If the quantities produced of each product are  $x$  and  $y$ , the sales  $K$  can be expressed as

$$K = 3x + 2y$$

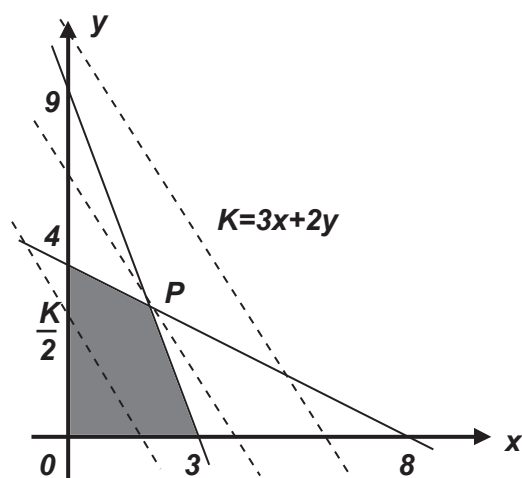
The following relations hold for the quantities in stock:

$$3x + y \leq 9$$

$$x + 2y \leq 8$$

$$x \geq 0, y \geq 0$$

Based on these conditions, find the values of  $x$  and  $y$  that maximize sales  $K$ .



The conditions can be graphed as shown above.

The sales  $K$  is a maximum where the line  $K = 3x + 2y$  passes through the intersection point  $P$  of lines  $3x + y = 9$  and  $x + 2y = 8$ .

The intersection point  $P$  can be obtained from the following simultaneous equations:

$$3x + y = 9$$

$$x + 2y = 8$$

Solving these gives

$$x = 2, y = 3$$

and thus the maximum value of the sales  $K$  is

$$K = 3 \times 2 + 2 \times 3 = 12 \text{ (x 10,000) yen (when } x = 2 \text{ units and } y = 3 \text{ units)}$$

# Simultaneous Calculation

MODE

(1) Solve the following simultaneous equations.

$$\begin{aligned} 3x + y &= 9 \\ x + 2y &= 8 \end{aligned}$$

(2) Use the result of (1) to find the following value.

$$K = 3x + y$$

## Operation

## Display

(1)

Set the mode to Equation

**MODE** **6 (EQUATION)**

<Equation mode>

**0 (2-VLE)**

<Simultaneous linear equations  
in two unknowns>

Enter the coefficients

$$\begin{aligned} a1 &= 3, b1 = 1, c1 = 9 \\ a2 &= 1, b2 = 2, c2 = 8 \end{aligned}$$

**3** **ENTER** **1** **ENTER** **9** **ENTER**

**1** **ENTER** **2** **ENTER** **8** **ENTER**

```

DEG W-VIEW
<<EQUATION>>
0: 2-VLE 1: 3-VLE
2: QUAD 3: CUBIC
N1
    
```

```

DEG
a1 = 0.
b1 = 0.
N1
    
```

```

DEG
a: 3.
y: 0.
b: 1.
N1
    
```

(2)

Set the mode to Normal

**MODE** **0 (NORMAL)**

**3** **×** **2** **+**

**2** **×** **3** **=**

```

DEG W-VIEW
NORMAL MODE
N1
    
```

```

DEG W-VIEW
3x2+2x3=
N1
    
```

# Simultaneous Calculation

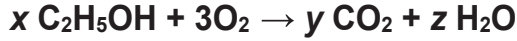
MODE

(Function for EL-W506X/EL-W516X/EL-W506)

## <Example 2>

When ethanol  $C_2H_5OH$  is completely combusted, carbon dioxide  $CO_2$  and water  $H_2O$  are created.

The chemical reaction formula of this reaction is expressed as follows:



Find the values of x, y, and z to complete the chemical reaction formula.

The numbers of C, H, and O before and after the reaction are equal, hence

$$\text{Number of C: } 2x = y$$

$$\text{Number of H: } 5x + 1 = y$$

$$\text{Number of O: } x + 3 \times 2 = z$$

As such, the following simultaneous equations are obtained:

$$2x - y = 0$$

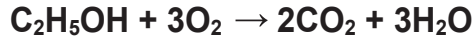
$$6x - 2z = 0$$

$$x - 2y - z = -6$$

Solving these gives

$$x = 1, y = 2, z = 3$$

and the chemical reaction formula is



### Operation

Set the mode to Equation

**MODE** **6 (EQUATION)**

<Equation mode>

### 1 (3-VLE)

<Simultaneous linear equations in three unknowns>

Enter the coefficients

$$a1 = 2, b1 = -1, c1 = 0, d1 = 0$$

$$a2 = 6, b2 = 0, c2 = -2, d2 = 0$$

$$a3 = 1, b3 = -2, c3 = -1, d3 = -6$$

**2**  **(-)** **1**  **0**

**0**  **6**  **0**

**(-)** **2**  **0**  **1**

**(-)** **2**  **(-)** **1**  **(-)** **6**

### Display

```

DEG W-VIEW
<<EQUATION>>
0: 2-VLE  1: 3-VLE
2: QUAD   3: CUBIC
N1
    
```

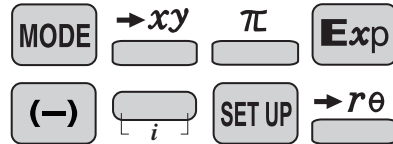
```

DEG
a1      0.
=
b1      0.
+
    
```

```

DEG
X:      1.
Y:      2.
Z:      3.
D:     -12.
N1
    
```

# Complex Calculation



(Function for EL-W506X/EL-W516X/EL-W506)

## <Example 1>

An AC sine wave voltage of 100 V, 50 Hz is applied to a circuit consisting of a resistor ( $R = 250\Omega$ ) and capacitor ( $C = 20 \times 10^{-6}\text{F}$ ) connected in parallel. Find the impedance of this circuit.

Circuit impedance = Value of polar coordinate  $r$

Let  $R = 250$ ,  $C = 20 \times 10^{-6}$ , and  $f = 50$ .

If the complex number  $Z = 1 \div ((1 \div R) + 2\pi fCj)$ ,

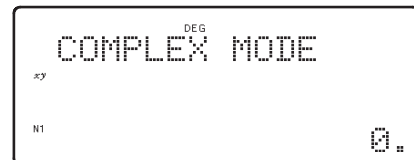
find the value of the complex number  $Z$  and the values of  $r$ .

### Operation

### Display

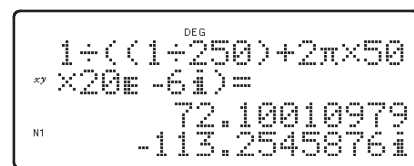
**MODE** **3 (CPLX)**

Complex mode

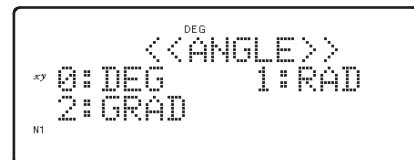


**2ndF**  $\rightarrow xy$  (Rectangular coordinates)

1  $\div$  ( (   
 1  $\div$  250 )   
 + 2 **2ndF**  $\pi$    
 $\times$  50  $\times$  20   
**Exp** (-) 6  $i$    
 ) =

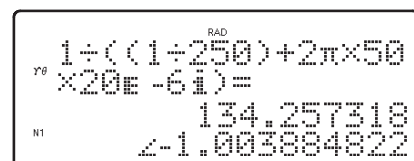


**2ndF** **SET UP** **0 (DRG)**

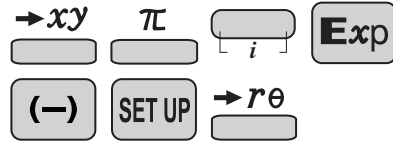


**1 (RAD)** (Angle units: RAD)

**2ndF**  $\rightarrow r\theta$  (Polar coordinates)



# Complex Calculation



(Function for EL-W506X/EL-W516X/EL-W506)

## <Example 2>

An AC sine wave voltage of 100V, 60Hz is applied to a circuit consisting of a resistor ( $R = 120\Omega$ ), coil ( $L = 4 H$ ), and capacitor ( $C = 3 \times 10^{-6}F$ ) connected in series.

- (1) Find the impedance of the circuit.
- (2) Find the phase difference  $\phi$  between the current and the voltage.

Circuit impedance = Value of polar coordinate  $r$

Phase difference = Polar coordinate  $\theta$

Let  $R = 120$ ,  $L = 4$ ,  $C = 3 \times 10^{-6}$ , and  $f = 60$ . If the complex number  $Z = R + 2\pi fLi + 1 \div (2\pi fCi)$ , find the value of the complex number  $Z$  and the values of  $r$  and  $\theta$ .

Operation	Display
ON/C 2ndF $\rightarrow xy$ (rectangular coordinates)	
120 + 2 2ndF $\pi$ × 60 × 4 × $i$ + 1 ÷ ( 2 2ndF $\pi$ × 60 × 3 Exp (-) 6 $i$ ) =	
2ndF SET UP 0 (DRG)	
0 (DEG) (Angle units: DEG)	
2ndF $\rightarrow r\theta$ (Polar coordinates)	



# Statistics Functions

The statistics function is excellent for analyzing qualities of an event. Though primarily used for engineering and mathematics, the function is also applied to nearly all other fields including economics and medicine.

## DATA INPUT AND CORRECTION

**DATA** Enters data for statistical calculations.

**CD** Clears data input.

**'  
(x,y)** Splits data used for dual-variable data input.  
(Used for dual-variable statistical calculations.)

<Example 1> Here is a table of examination results. Input this data for analysis.

Data table 1

<b>No.</b>	1	2	3	4	5	6	7	8
<b>Score</b>	30	40	50	60	70	80	90	100
<b>No. of pupils</b>	2	4	5	7	12	10	8	2

### Operation

**MODE** **1** **0**

Select single-variable statistics mode

**30** **'  
(x,y)** **2** **DATA**

⋮  
⋮  
⋮

**100** **'  
(x,y)** **2** **DATA**

### Display

```

DEG
Stat 0 [SD]
N1 0.
    
```

```

DEG
30, 2DATA
N1 DATA SET= 1.
    
```

```

DEG
100, 2DATA
N1 DATA SET= 8.
    
```

# “ANS” KEYS FOR 1-VARIABLE STATISTICS

- $\bar{x}$  Calculates the average value of the data (sample data  $x$ ).
- $sx$  Calculates the standard deviation for the data (sample data  $x$ ).
- $\sigma x$  Calculates the standard deviation of a data population (sample data  $x$ ).
- $n$  Displays the number of input data (sample data  $x$ ).
- $\Sigma x$  Calculates the sum of the data (sample data  $x$ ).
- $\Sigma x^2$  Calculates the sum of the data (sample data  $x$ ) raised to the second power.

## NOTE:

1. Sample data refers to data selected randomly from the population.
2. Standard deviation of samples is determined by the sample data shift from an average value.
3. Standard deviation for the population is standard deviation when the sample data is deemed a population (full data).

Let's check the results based on the previous data.

- RCL  $\bar{x}$  69 (average value)
- RCL  $sx$  17.75686128 (standard deviation)
- RCL  $\sigma x$  17.57839583 (standard deviation of the population)
- RCL  $n$  50 (total count of data)
- RCL  $\Sigma x$  3450 (total)

<Example 2>

No	Weight [g]
1	97.27
2	96.83
3	96.65
4	96.90
5	96.77

When the weight of a calculator was measured, the results at left were obtained. Find the average and standard deviation of the weight.

Operation

Display

**MODE** 1 (STAT) 0 (SD)  
Select Statistics mode

```

DEG
<<STAT-1>>
Y0 0:SD      1:LINE
    2:QUAD   3:E EXP
N1 4:LOG    5:POWER
↓
    
```

**2ndF** **CA**  
**97.27** DATA  
**96.83** DATA  
...  
**96.77** DATA

```

DEG
96.77DATA
N1 DATA SET= 5.
    
```

Average

**ALPHA**  $\bar{x}$  =

```

DEG
x̄=
N1 96.884
    
```

Standard deviation

**ALPHA**  $\sigma_x$  =

```

DEG
σx=
N1 0.209723627
    
```

### <Example 3>

Spring extension $x$ [m]	Force $F$ [N]
0.028	0.2
0.073	0.39
0.118	0.6
0.16	0.77
0.207	1

When a weight was hung on a spring, the following relation was obtained for the extension of the spring and the force applied to the spring. Use linear regression to find the coefficients  $a$  and  $b$  of the relational expression  $y = a + bx$ , and the correlation coefficient  $r$ .

#### Operation

**MODE** 1 (STAT) 1 (LINE)

Select Statistics mode

**2ndF** **CA**

0.028 (x,y) 0.20 DATA

0.073 (x,y) 0.39 DATA

...

0.207 (x,y) 1.00 DATA

**ALPHA** a =

**ALPHA** b =

**ALPHA** r =

#### Display

```

DEG
<<STAT-1>>
Y0 0:SD      1:LINE
    2:QUAD   3:F EXP
N1 4:LOG     5:POWER
  
```

```

DEG
0.207; 1.00DATA
N1 DATA SET= 5.
  
```

```

DEG
a=
N1 0.070355029
  
```

```

DEG
b=
N1 4.450895652
  
```

```

DEG
r=
N1 0.999620559
  
```

### <Example 4>

The hot water inside an electric pot is maintained at 92°C. When a thermometer is placed in this hot water, the values indicated by the thermometer at times  $x$  and the differences  $y$  between these values and the temperature of the hot water are shown below. Using Euler's exponential regression, find the formula that expresses the relation between each time  $x$  and the temperature difference  $y$ .

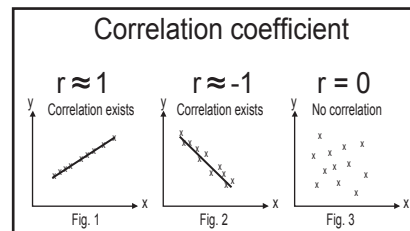
(Room temperature 25°C, hot water temperature 92°C)

Time $x$ [S]	Thermometer temperature [°C]	Temperature difference $y$ [°C] from liquid
0	25	67
4	55	37
8	71	21
12	79	13
16	85	7
20	88	4
24	90	2
28	90	2
32	91	1
36	91	1
40	91	1

e: Napier's constant  
e=2.718281828...

When  $x$  and  $y$  are in the following relationship, use Euler's exponential regression to find the coefficients  $a$  and  $b$  of the relational expression  $y = ae^{bx}$ , and the correlation coefficient  $r$ .

$x$	$y$
0	67
4	37
8	21
12	13
16	7
20	4
24	2
28	2
32	1
36	1
40	1



### Operation

**MODE** 1 (STAT) 3 (E\_EXP)

Select Statistics mode

**2ndF** **CA**

0 (x,y) 67 DATA

4 (x,y) 37 DATA

...

40 (x,y) 1 DATA

```

DEG
<<STAT-1>>
Y0 0:SD      1:LINE
    2:QUAD   3:E_EXP
N1  4:LOG    5:POWER
  
```

```

DEG
40,1DATA
N1 DATA SET= 11.
  
```

ALPHA  =

DEG  
a=  
N1 49.59195968

ALPHA  =

DEG  
b=  
N1 -0.112720612

ALPHA  =

DEG  
r=  
N1 -0.979480666

# DATA CORRECTION

Correction prior to pressing **DATA** immediately after a data entry: Delete incorrect data with **ON/C**, then enter the correct data.

Correction after pressing **DATA**:

Use **▲** **▼** to display the data previously entered.

Press **▼** to display data items in ascending (oldest first) order. To reverse the display order to descending (latest first), press the **▲** key. Each item is displayed with 'X:', 'Y:', or 'F:' (n is the sequential number of the data set).

Display the data item to modify, input the correct value, then press **DATA**.

Using **(x,y)**, you can correct the values of the data set all at once.

- When **▲** or **▼** appears, more data items can be browsed by pressing **▲** or **▼**.
- To delete a data set, display an item of the data set to delete, then press **2ndF** **CD**. The data set will be deleted.
- To add a new data set, press **ON/C** and input the values, then press **DATA**.

## <Example 1>

### Data table 2

X: 30, 40, 40, 50



X: 30, 45, 45, 45, 60

### Operation

**MODE** **1** **0**

Select single-variable statistics mode

**30** **DATA**

**40** **(x,y)** **2** **DATA**

**50** **DATA**

### Display

```

DEG
Stat 0 [SD]
N1 0.
    
```

```

DEG
30DATA
N1 DATA SET= 1.
    
```

```

DEG
40,2DATA
N1 DATA SET= 2.
    
```

```

DEG
50DATA
N1 DATA SET= 3.
    
```

### Operation



45 (x,y) 3 DATA



60 DATA

### Display

```
DEG
↑ DATA SET= 2
X: 40.
F: 2.
N1
↓
```

```
DEG
↑ DATA SET= 2
X: 45.
F: 3.
N1
↓
```

```
DEG
↑ DATA SET=3
X: 50.
F: 1.
N1
↓
```

```
DEG
↑ DATA SET= 3
X: 50.
F: 60.
N1
↓
```

#### APPLICATIONS:

Single-variable statistical calculations are used in a broad range of fields, including engineering, business, and economics. They are most often applied to analysis in atmospheric observations and physics experiments, as well as for quality control in factories.



<Example 2> The table below summarizes the dates in April when cherry blossoms bloom, and the average temperature for March in that same area. Determine basic statistical quantities for data X and data Y based on the data table.

Data table 3

	Year	1998	1999	2000	2001	2002	2003	2004	2005
x	Average temperature	6.2	7.0	6.8	8.7	7.9	6.5	6.1	8.2
y	Date blossoms bloom	13	9	11	5	7	12	15	7

Operation

MODE 1 1

Display

```

DEG
Stat 1 [LINE]
N1 0.
  
```

Select dual-variable statistics mode and linear regression calculation in sub-mode.

6.2 (x,y) 13 DATA  
:  
:

```

DEG
6.2,13DATA
N1 DATA SET= 1.
  
```

6.1 (x,y) 15 DATA

```

DEG
6.1,15DATA
N1 DATA SET= 7.
  
```

8.2 (x,y) 7 DATA

```

DEG
8.2,7DATA
N1 DATA SET= 8.
  
```

## “ANS” KEYS FOR 2-VARIABLE STATISTICS

In addition to the 1-variable statistic keys, the following keys have been added for calculating 2-variable statistics.

$\Sigma xy$	Calculates the sum of the product for sample data $x$ and sample data $y$ .
$\Sigma y$	Calculates the sum of the data (sample data $y$ ).
$\Sigma y^2$	Calculates the sum of the data (sample data $y$ ) raised to the second power.
$\bar{y}$	Calculates the average value of the data (sample data $y$ ).
$s_y$	Calculates the standard deviation for the data (sample data $y$ ).
$\sigma_y$	Calculates the standard deviation of a data population (sample data $y$ ).

### NOTE:

The codes for basic statistical quantities of sample data  $x$  and their meanings are the same as those for single-variable statistical calculations.

Let's check the results based on the previous data.

RCL	$\bar{x}$	7.175	(Average for data $x$ )
RCL	$s_x$	0.973579551	(Standard deviation for data $x$ )
RCL	$\sigma_x$	0.91070028	(Standard deviation of the population for data $x$ )
RCL	$\bar{y}$	9.875	(Average for data $y$ )
RCL	$s_y$	3.440826313	(Standard deviation for data $y$ )
RCL	$\sigma_y$	3.218598297	(Standard deviation of the population for data $y$ )
RCL	$n$	8	(Total count of data)
RCL	$\Sigma x$	57.4	(Sum of data $x$ )
RCL	$\Sigma x^2$	418.48	(Sum of data $x$ raised to the second power)
RCL	$\Sigma xy$	544.1	(Sum of the product of data $x$ and data $y$ )
RCL	$\Sigma y$	79	(Sum of data $y$ )
RCL	$\Sigma y^2$	863	(Sum of data $y$ raised to the second power)

**SHARP**  
SHARP CORPORATION