



How to Create IFTTT Applets (Recipes) with EZVIZ cameras



STEP 1

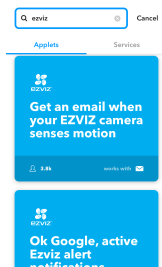

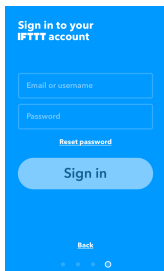
Download the IFTTT App to your mobile device.



IFTTT

STEP 2

Open IFTTT. Log in to your account and search for EZVIZ.

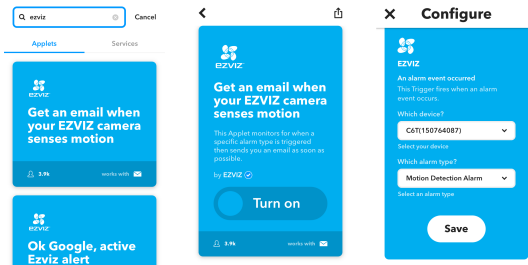


STEP 3

Select one of the pre-made applets or create a new applet.

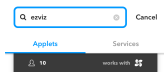
1 Select a pre-made applets

Select a pre-made applet, press Turn on and choose the device and alarm type.




2 Create a new applet

Tap the New Applet.

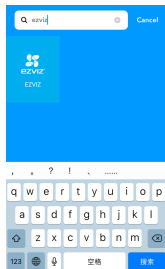

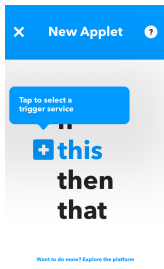


Try making your own Applet from scratch

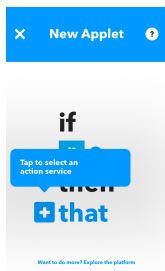

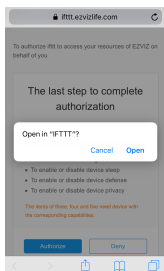
New Applet




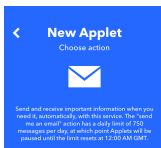
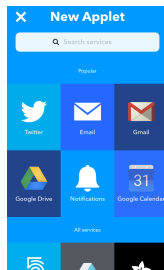
Select a trigger service and search EZVIZ as a new trigger service.



Open IFTTT and configure a trigger. Upon completion, choose the device and alarm type, then press Create Trigger. Press the “+that” when you have completed the last step.



Select an action service. For example, choose Email and enter your email address, then press Create Action. If your IFTTT account is registered by your email, there is no need to re-enter it.



Once completed, check to ensure it works.

The image shows two screenshots side-by-side. The left screenshot displays the 'My Applets' interface in a mobile app. At the top, there is a gear icon, the text 'My Applets', and a plus icon. Below this are two tabs: 'All' (selected) and 'Services'. The main content area shows two applets. The first applet has a blue header with the IFTTT logo and the text: 'If An alarm event is triggered on C6T(150764087), then Send me an email at mingjufang_sc@163.com'. Below the text is a green 'On' button and a 'works with' icon. The second applet has a grey header with the text: 'Get an email with the latest IFTTT updates'. Below this is a search bar and three icons: 'Discover', 'Activity', and 'My Applets'. The right screenshot shows an email inbox titled 'Inbox 21'. It contains a list of emails. The first two emails are from 'EZVIZ via IFTTT' and both have the subject 'An alarm event occurred on C6T(150764087)'. The third email is from 'Apple Inc.' with the subject '您的 Apple ID 密码已重置'. The fourth email is from 'Promos' with the subject '跨境电商 2019 用户产品反馈'. The fifth email is from 'IFTTT' with the subject 'mingjufang_sc, open this email to unlock time-s...'. The sixth email is from 'Udemy' with the subject 'Only hours left of the June Blast! Sell Just U...'. At the bottom of the inbox are icons for 'Done', 'Trash', 'Compose', and 'Me'.