




free, web-based design tools

Elizabeth Dobbins, Wiggins Memorial Library
Teaching & Learning Tech Fair | 10/19/17

1.

Web Tools



graphic design tools

Canva

Create posters, social media graphics, and more using a drag-and-drop online editor.

Features:

Built-in stock photographs, illustrations, icons, shapes, & fonts.

Photo filters.

Template library.

Download as:

JPG, PNG, PDF

Piktochart

Create infographics, presentations, and flyers with an easy-to-use editor.

Features:

Built-in icons, images, text frames, photo frames, & backgrounds.

Import data from Microsoft Excel or Google Sheets to create charts & maps.

Template library.

Download as:

JPG, PNG, PDF

DesignBold

Use a drag-and-drop editor to create letterhead, resumes, infographics, flyers, posters, invitations, and cards.

Features:

Large library of stock photographs, illustrations, icons, shapes, and fonts.

Template library.

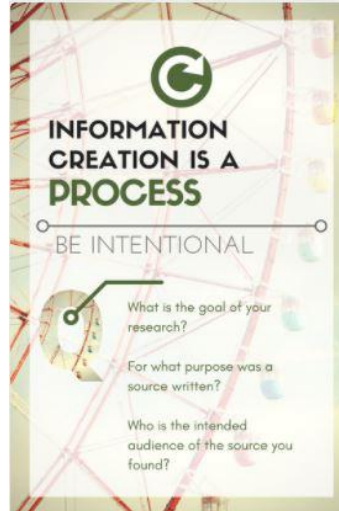
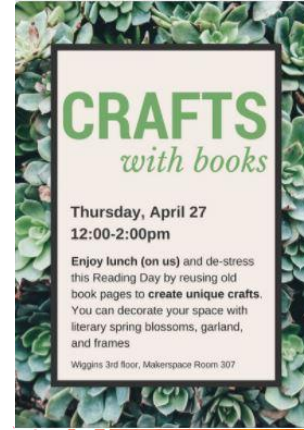

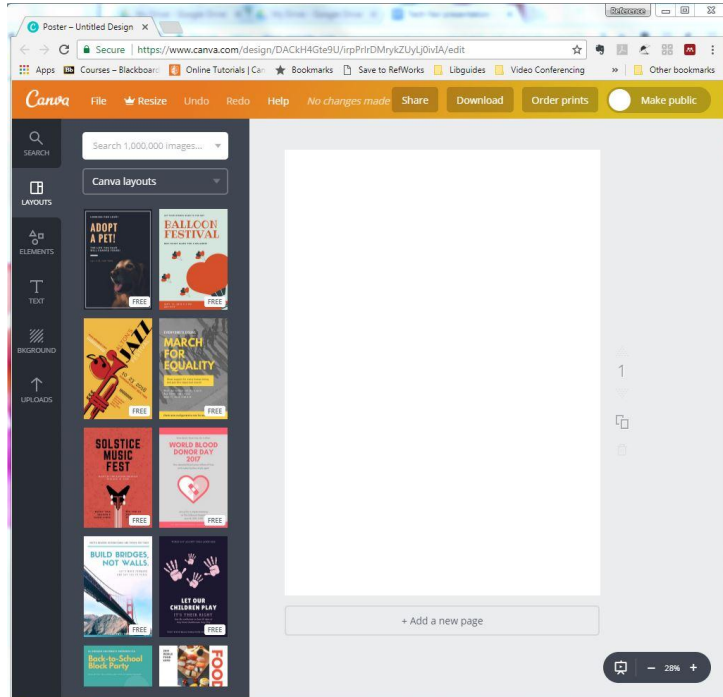
Download as:

JPG, PNG, PDF




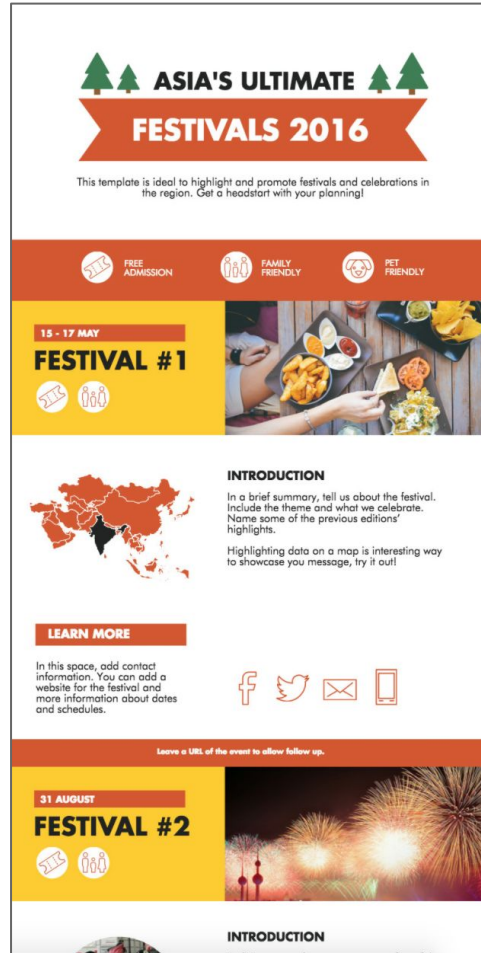
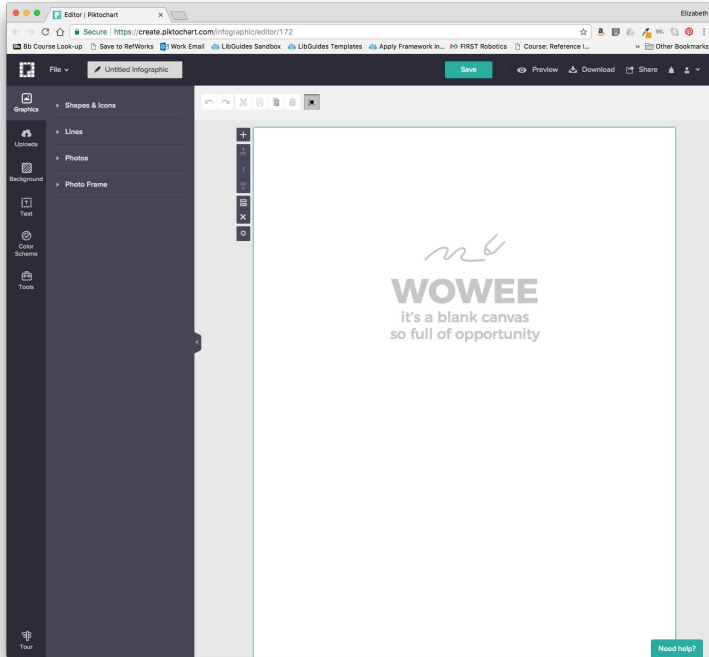
canva

www.canva.com



piktochart

www.piktochart.com



designbold

www.designbold.com

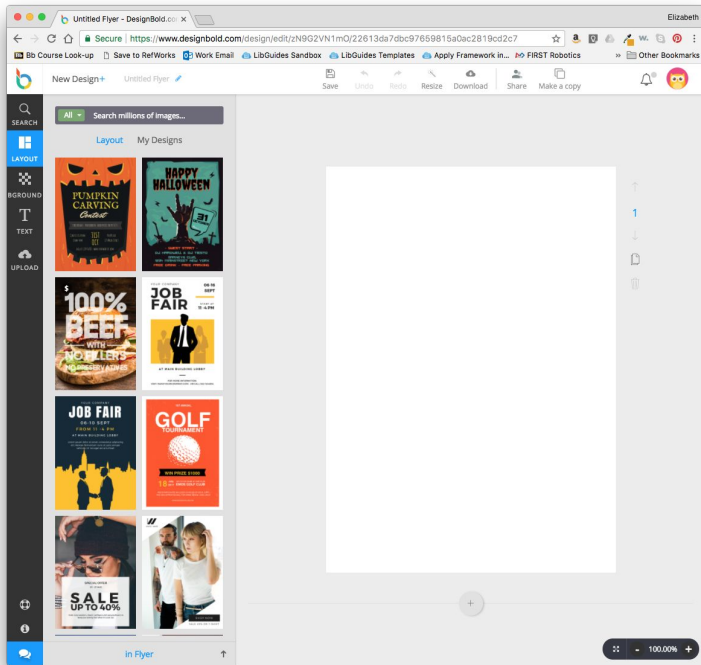


photo editing tools

BeFunky

Easy to use point-and-click photo editor, with built-in photo effects (like the “Cartoonizer”), filters, text, illustrations, photo frames, textures, and overlays. Also has a collage maker and designer.

Download as:

JPG, PNG

Pixlr

Full-featured photo editing package that may require some prior image editing background. Similar to Adobe Photoshop.

Download as:

JPG, PNG, BMP, TIFF, PXD



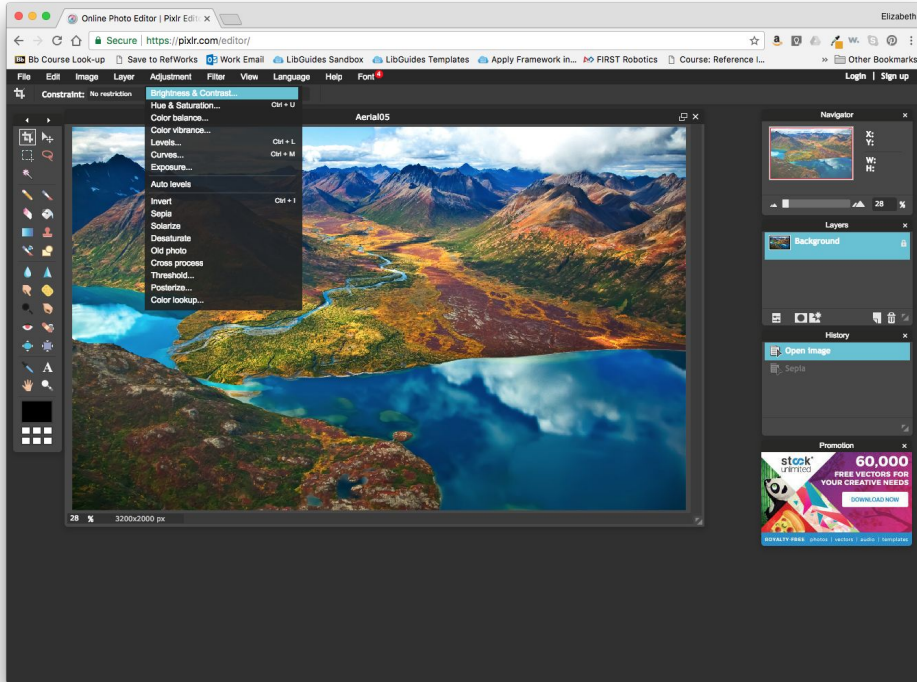
befunky

www.befunky.com

The screenshot displays the Befunky Photo Editor web interface. The browser address bar shows the URL <https://www.befunky.com/create/>. The interface includes a top navigation bar with options for UPLOAD, SAVE, SHARE, and an UPGRADE NOW button. On the left, a vertical sidebar lists various effects: EFFECT, FEATURED, LENS FLARE (with a 'DESIGNS EDITION' badge), CHROMATIC, BLACK & WHITE, CHARCOAL, COLOR PINHOLE, COOLER, and CROSS PROCESS. The main workspace shows a photo of colorful buildings along a canal with boats. Below the photo is a slider set to 65% and a 'FR' icon. On the right side of the editor, there is a promotional banner for WordPress.com with the text 'Starts with a Great Domain' and 'Buy your domain, and build your site with the software powering 27% of the internet.' At the bottom of the page, there is a Canon advertisement for October with the text 'DISCOVER THE MAGIC OF OCTOBER' and 'UP TO \$600 OFF SELECT CAMERAS, LENSES & CAMCORDERS'. A small 'Want to remove ads? UPGRADE TO PLUS' link is also visible.



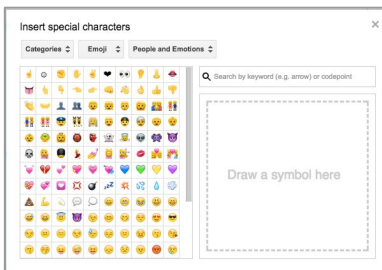
pixlr
www.pixlr.com



icon downloads

Google Docs: Built-In

In a Google Docs/Slides text box: Insert > Special Characters > Emojis.



The Noun Project

Over 1 million royalty-free icons. Features add-ins for Microsoft & Google Drive.
www.thenounproject.com

Icon Finder

Free icons. *After searching, use the left sidebar to filter free images.*
www.iconfinder.com

FreePik

Graphic resources & illustrations.
www.freepik.com

Icons8

Free icons.
www.icons8.com



Always remember to check license information when downloading. Even free downloads may require attribution.



font downloads

Google Fonts

An excellent resource for downloadable fonts. Offers pairing suggestions.

<http://fonts.google.com>

Fonts.com

www.fonts.com

1001 Fonts

www.1001fonts.com



Always remember to check license information when downloading. Even font downloads may require attribution.



image downloads

ImageQuest

This library database has nearly 3 million images from some of the best collections in the world. Images are cleared for non-commercial, educational use.

<http://proxy.campbell.edu/login?url=http://quest.eb.com/>

Pexels

Only includes images licensed under Creative Commons Zero (CC0) license: these are completely free to use for any legal purpose with no required attribution.

www.pexels.com

Pixabay

Over 1.1 million images & videos.

www.pixabay.com

Unsplash

Over 300,000 free photos from community of photographers. No image on Unsplash will require attribution.

www.unsplash.com



Always remember to check license information when downloading. Even free images may require attribution.



color palette creation

Color Hex

Browse or search color palettes.

www.color-hex.com/color-palettes

Coolors

Create a custom color palette by generating random color schemes, locking in colors as you go.

Or, browse or search existing color palettes.

<http://coolors.co>



slide presentations

Slides Carnival

Free PowerPoint & Google Slides presentation templates.

Free to use. Keep the "Credits" slide in your presentation for attribution.

www.slidescarnival.com

Every Slides Carnival presentation also includes a toolkit of free icons:




SlidesCarnival icons are editable shapes.

This means that you can:

- Resize them without losing quality.
- Change fill color and opacity.

Isn't that nice? :)

Examples:




The image displays a grid of 100 icons arranged in 10 rows and 10 columns. The icons represent various categories such as technology, nature, business, and general symbols. To the right of the grid is a text box with the heading 'SlidesCarnival icons are editable shapes.' followed by a list of capabilities: 'This means that you can:' with two bullet points: '• Resize them without losing quality.' and '• Change fill color and opacity.' Below this is the text 'Isn't that nice? :)' and 'Examples:'. Two examples are shown: a sun partially obscured by a cloud, and a sun with a cloud in front of it.



2.

Designing for Everyone



Accessible Graphic Design

RESOURCES

“Access Ability: A Practical Handbook on Accessible Graphic Design.” *Association of Registered Graphic Designers of Ontario (RGD)*, 2010,
https://www.rgd.ca/database/files/library/RGD_AccessAbility_Handbook.pdf

Henry, Shawn Lawton and Liam McGee, eds.
“Accessibility.” *World Wide Web Consortium (W3C)*, 2016,
<https://www.w3.org/standards/webdesign/accessibility>

IN A NUTSHELL

Color: Aim for 70% difference in color value & background tone. Pair high-contrast colors.

Quick contrast check: Turn your monitor to grayscale

Font style: Use traditional, rather than decorative, text styles.

Alignment: Use flush left/rag right, rather than justified, alignment.


Using Images: Never rely solely on an image to communicate information; if you use an image, add “alt text” that can be read by a screen reader.

Using Images: Consider using a website like www.vischeck.com to view your image as it may appear to the visually impaired.

Using Audio/Video: Provide text transcripts for audio and video content.

Download the
quick-reference
toolkit.

[View & download handout.](#)





Thanks!

Any questions?

Elizabeth Dobbins

Wiggins Memorial Library

dobbins@campbell.edu

Credits

Special thanks to all the people who made and released these awesome resources for free:

- × Presentation template by [SlidesCarnival](#)
- × Photographs by [Unsplash](#)
- × Watercolor textures by [GraphicBurguer](#)