

The background of the cover features a light gray grid representing a globe. Overlaid on this grid is a dark gray silhouette of the state of Florida, including its panhandle and the Florida Keys. The text is centered over the map.

FLORIDA OFFICE OF INSURANCE REGULATION

2016 ANNUAL REPORT

DAVID ALTMAIER
INSURANCE COMMISSIONER

TABLE OF CONTENTS



About The Florida Office of Insurance Regulation1

Insurance and the Florida Economy.....3

The State of the Florida Insurance Market.....4

Consumer Resources.....8

Statutory Insurance Entities9

Statistical Information10

Notes.....98



ABOUT THE FLORIDA OFFICE OF INSURANCE REGULATION (OFFICE)

ABOUT THE OFFICE

The Insurance Commissioner is considered the agency head for purposes of final agency action for all areas within the regulatory authority delegated to the [Office of Insurance Regulation](#). The Insurance Commissioner is appointed by, and reports to, the [Financial Services Commission](#) (FSC). The FSC is comprised of the Governor, the Attorney General, the Chief Financial Officer, and the Commissioner of Agriculture. The FSC serves as agency head for purposes of rulemaking.

The Office is housed within the [Department of Financial Services](#) (DFS) for administrative, personnel, and technology support, and funded through legislative appropriations from the Insurance Regulatory Trust Fund. The Office does not receive state general revenue dollars.

The Office is a member of the National Association of Insurance Commissioners (NAIC), which is the U.S. standard-setting and regulatory support organization created and governed by the chief insurance regulators from the 50 states, District of Columbia and five U.S. territories. Through the NAIC, state insurance regulators establish standards and best practices, conduct peer review, and coordinate their regulatory [oversight](#).¹ In 2015, the Office served as a member of more than 50 NAIC task forces, working groups, and committees, serving as Chair of six and Vice Chair of three.

In 2015, the Office joined as the 55th jurisdiction internationally to be admitted as a signatory to the International Association of Insurance Supervisors (IAIS) Multilateral Memorandum of Understanding (MMoU). This MMoU is an international supervisory and information exchange agreement to facilitate and expedite the sharing of insurance regulatory information between member jurisdictions. It is considered an important resource for insurance supervisors in cross-border global efforts to strengthen consumer [protections](#).²

MISSION AND GOALS³

The Office mission is to promote a stable and competitive insurance market for consumers. The Office has four primary goals:

- Promote insurance markets that offer products to meet the needs of Floridians with fair, understandable coverage that is priced in a manner that is adequate, but not excessive or unfairly discriminatory.
- Protect the public from illegal, unethical insurance products and practices.
- Monitor the financial condition of licensed insurance companies and take action to address financial issues as early as reasonably possible to prevent unnecessary harm to consumers.
- Operate in an efficient, effective, and transparent manner.

ORGANIZATIONAL STRUCTURE

For state budget purposes, the Office is organized into two program areas: Executive Direction and Support Services, and Compliance and Enforcement. The first, Executive Direction and Support Services, provides overall direction in carrying out the administrative and statutory responsibilities of the Office. Executive Direction and Support includes the Commissioner's Office, Office of the Inspector General, and Office of the General Counsel and Legal Services. The second, Compliance and Enforcement, provides regulatory oversight of company solvency, policy forms and rates, and market conduct. It includes the Office of the Chief of Staff, Office of the Deputy Commissioner for Life and Health, Office of the Deputy Commissioner for Property and Casualty; and Office of the Deputy Commissioner for Market Investigations.⁴

The roles and responsibilities of the Office and the DFS occasionally intersect. For example, a consumer complaint filed with the [DFS Division of Consumer Services](#) may allege a pattern or practice of fraudulent activity and be referred to the Office's [Market Investigations](#) unit for review. If potential violations are found, Market Investigations may initiate a target market conduct examination of the insurance company and may also refer the complaint to the [DFS Division of Insurance Fraud](#) for additional action.

BUDGET

For fiscal year 2015-2016, the Legislature appropriated \$31.8 million and 292 full-time equivalent positions to the Office. This included funding for financial examinations, outsourcing contracts and public hurricane model upgrades by Florida International University (FIU). Administrative costs accounted for just five percent of the total Office budget (Table 1).

TABLE 1. APPROPRIATIONS OVERVIEW FISCAL YEAR 2015-16:

Positions	FY 2014-15	FY 2015-16	Change
Full-time equivalent (FTE) positions	288	292	4
Funding (By Budget Category)	FY 2014-15	FY 2015-16	Change
Salaries and Benefits	\$19,425,731	\$19,993,117	\$567,386
Other Personal Services (OPS)	\$265,169	\$265,169	0
Expenses	\$2,518,543	2,559,164	\$40,621
Operating Capital Outlay	\$35,000	\$35,000	0
Contracted Services	\$780,726	\$1,430,726	\$650,000
Financial Examination Contracts*	\$4,926,763	\$4,926,763	0
Florida Public Hurricane Loss Model	\$632,639	\$632,639	0
FIU Enhancements to the FL Public Model**	\$1,543,300	\$1,700,000	\$156,700
FIU Wall of Wind Enhancements**	\$300,000	\$0	(\$300,000)
Lease or Lease-Purchase of Equipment	\$27,403	\$27,403	0
Risk Management Insurance	\$162,559	\$181,293	\$18,734
DMS Human Resources Contract	\$95,221	\$97,841	\$2,620
TOTAL	\$30,713,054	\$31,849,115	\$1,136,061

*Budget authority for financial examinations of Property and Casualty, and Life and Health insurance companies. Insurance companies reimburse the Insurance Regulatory Trust Fund for the examination costs. The Trust Fund acts as a pass through and the transaction is revenue neutral.

**Funds are nonrecurring and disbursed directly to Florida International University (FIU).

INSURANCE AND THE FLORIDA ECONOMY

In 2015, the insurance industry in Florida showed continued growth and provided additional job opportunities in the state. Insurance-related entities added over 8,000 jobs and \$1.2 billion in total compensation based on a comparison of federal data for 2014 and 2015.⁵

Insurance carriers and insurance-related activities accounted for 168,805 jobs,⁶ or 2.0 percent of all jobs in Florida.⁷ The number of jobs climbed steadily over the past six years as the Florida economy rebounded.

The average annual salary and benefits in the insurance industry were \$86,057 in 2015.⁸ Florida insurance industry employees received \$14.5 billion in total compensation, or 2.9 percent of the total compensation received by all Florida employees.⁹ The Florida insurance industry generated approximately \$24.5 billion in total economic output, or 2.8 percent of Florida's gross domestic product.¹⁰

In 2015, Florida domestic insurers remitted over \$1 billion in dividends, with \$619 million remitted by life and health insurers and \$488 million remitted by property and casualty insurers. Insurance companies paid \$689 million in premium taxes.¹¹

Florida's Insurance Industry

Added
8000+ jobs



\$1.2 Billion
in total compensation
to Florida

Equaling



Approximately
168,805
total industry jobs



or **2%** of all jobs in Florida

Paid
\$86,057
in average annual salary
& benefits to employees




Equaling



\$14.5 Billion
in total compensation received
by insurance employees
or **2.9%**
in total compensation received
by all Florida employees

Generated
\$24.5 Billion
in total economic output



or **2.8%**
or Florida's gross domestic product

Florida's domestic insurers remitted
over **\$1 Billion** total in dividends



\$619 Million
by Life & Health insurers

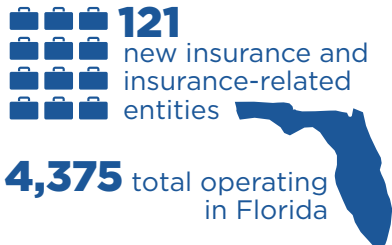


\$488 Million
by Property & Casualty insurers

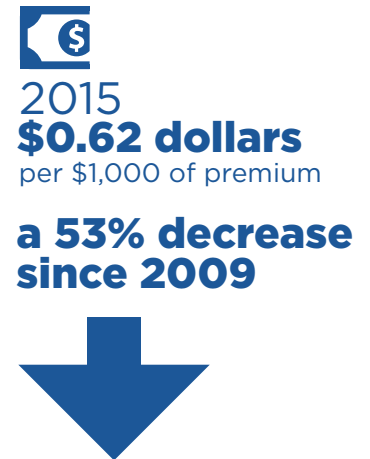
THE STATE OF THE FLORIDA INSURANCE MARKET

Across all lines, the Florida insurance market is competitive, robust and thriving. Nowhere is success more evident than in the growth of the state's domestic property insurers. The Florida homeowners' insurance market is the largest in the nation based on premium volume, and is the strongest it has been in over 10 years.

Increased water claims through the assignment of benefits (AOBs) threaten the success of the domestic market and could reverse the progress made in efforts to depopulate Citizens. The Office continues to closely monitor the solvency of Health Maintenance Organizations (HMOs) in the individual health insurance market, long-term care insurance, and certain coastal areas for property insurance where it remains difficult to obtain coverage in the voluntary market.



The Office continued to work with stakeholders and utilize business development outreach activities to attract new insurers to the state. In 2015, the Florida insurance market added another 121 new insurance and insurance-related entities, bringing the total number of insurance-related entities operating in Florida to 4,375. This included 3,083 foreign and 1,197 domestic insurers.¹²



Insurance regulatory costs declined in 2015 as a result of an expanding premium base and successful efforts to promote operational efficiencies at the Office. According to the NAIC, the cost of regulation in Florida per \$1,000 of premium dropped from \$0.64 cents to \$0.62 cents from 2014 to 2015, compared to \$1.33 in 2009, a 53 percent decrease.¹³ In 2015, Florida's cost of insurance regulation ranked below the national average of \$0.64 cents and was the lowest among the four most populous states.¹⁴

INSURANCE MARKET TRENDS

In this section, market trends and conditions are assessed against a variety of criteria, which may include market concentration, coverage availability, residual markets, premium volume, premium rates, and company financial condition.

Health Insurance

Health insurance coverage is universally available in Florida. For Plan Year 2015, Floridians had a range of Patient Protection and Affordable Care Act (PPACA)-compliant plan options available at all metal levels. The four metal categories represent the levels of coverage available under the PPACA. Fourteen companies filed PPACA-compliant Federally-Facilitated Exchange (Exchange) plans for the 2015 individual market, including three new companies that did not participate on the Exchange in 2014.¹⁵ The number of insurers offering coverage and available plan options vary throughout the state.

In the small group market, 19 companies offered health plans for Plan Year 2015—one less than in Plan Year 2014. The number offering coverage on the Small Business Health Options Program (SHOP) Exchange increased from five to six from Plan Year 2014 to 2015, while the number offering only off-Exchange (SHOP) products dropped from 15 to 13. SHOP Exchange plans accounted for a very small percentage of total plans.¹⁶

Health insurance rates continued to climb as a result of PPACA for Plan Year 2015; however, not as drastically as seen in Plan Year 2014. Of the 11 returning companies in the individual market, eight filed average rate increases ranging from 11 percent to 23 percent, and three filed rate decreases ranging from 5 percent to 12 percent. Rates filed in 2015 for Plan Year 2016 are up an average of 9.5 percent in the individual market. Some of this cost was offset for individuals purchasing coverage through the Exchange and eligible for a premium subsidy.¹⁷



In 2015, health insurers, and in particular HMOs, faced a more challenging financial environment than their counterparts in the property and casualty sector. Of particular concern to the Office is the financial condition of HMOs. Many are experiencing financial challenges emanating from multiple sources. For some, this is contributing to a fragile solvency environment threatening their financial position.

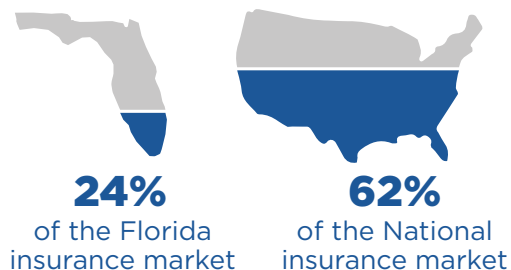
One major source of financial pressure is the federal PPACA which has introduced the following challenges: rapid growth in plan enrollment through the Exchange, medical loss ratio requirements, and uncertainty associated with the “3-Rs” (i.e., risk corridor, risk adjustment and reinsurance programs). From 2012 to 2015, total HMO enrollment rose 73 percent, while surplus increased 50 percent.¹⁸ HMO enrollment in the individual market climbed exponentially, with the number of enrollees increasing from 105,952 in 2012 to 942,816 in 2015 or over 789 percent.¹⁹

Life Insurance and Annuities

The life insurance market showed increased growth in 2015. The rate at which new life insurance policies are issued continues to fluctuate; however, in-force premium continues to increase more consistently. The life insurance market in Florida is very competitive with the top five companies accounting for 24 percent of the state market. This shows a significant contrast when compared to the national market, where the top five companies account for 62 percent of the market.²⁰ The Florida market is expected to remain competitive.

As part of a national multi-state, multi-agency examination process, the Office serves as one of the lead states in the examinations of the top 40 largest insurance groups, which comprise more than 92 percent of the market for life and annuity products nationwide. Florida helped to reach regulatory settlement agreements with five life insurers representing more than \$14 million total in collective settlement [payments](#).²¹ The Office expects to see further increases in payouts moving forward with additional companies signing settlement agreements. Since 2011, these efforts have resulted in more than \$5 billion in unknown or lost policy proceeds being returned to beneficiaries by the insurance companies.²²

Top 5 life insurance companies:



Consistent with the life insurance market, the annuity market is competitive and healthy with only 31 percent of the state market considerations accounted for in the top five; however, the annuity market has a slightly higher concentration than the national market; it is down 3 percent from 2014.²³

In the last five years the annuity market in Florida appears to have shown some volatility. The trend over the last two years has been of gradual growth; however, a considerable drop in 2013 leaves overall growth for the five-year period at just 5 percent. Annuity benefits paid have stayed largely level as well, exhibiting a slight reduction from 2011-2015 marked by some significant fluctuations from year-to-year.²⁴

Overall, it is likely the pattern for this market will remain steady in long-run growth. The cause of inconsistency related to Florida's share of the national annuity considerations is undetermined; however, the growth of annuity considerations at 5 percent over the last five years is comparable to the overall increase in Florida's population of 6.1 percent. It is unclear precisely what we can expect from this market going forward. The Office will continue to closely monitor these trends.²⁵

Long-Term Care Insurance

Direct premiums and total covered lives in the Long-Term Care market were little changed from 2014. From 2011-2015, total market covered lives were down 6 percent while new business premiums fell by 46 percent. The reason for this contraction can be attributed to, in large part, the continuing increase in loss ratio observable from 2014-2015. Total market (“All”) loss ratio in 2014 was 117 percent; however, in 2015 that number climbed to 123 percent. The trend in market atrophy and growing loss ratios is likely to continue into the future posing increasing challenges to a vulnerable market.²⁶

In Florida, 63 percent of market premiums are accounted for by the top five companies, up from 61 percent in 2014. Additionally, 67 percent of all premiums are accounted for by the top five groups, up from 64 percent in 2014. These two trends of premium concentration are likely to continue as fewer new business is sold and companies continue to close blocks.²⁷

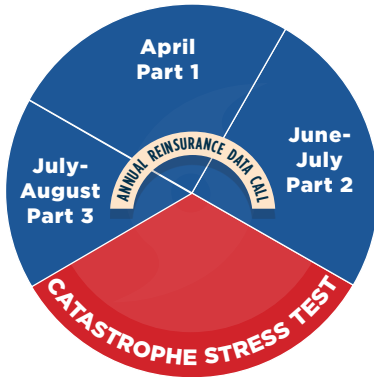
The Office has begun work on this issue via an NAIC group which is collaborating with industry and consumer groups to develop more affordable and stable product designs. One solution already penetrating the private market is the use of a life insurance benefit to create a stream of payments for long-term care; which also enhances stability of the market by hedging insurer's longevity risk. The Office will continue its work to develop additional solutions to this growing risk.

Property Insurance

Florida domestic insurers write most of the coverage in the property insurance market. In 2015 (excluding Citizens), policyholder surplus for domestic property writers rose 4 percent and gross written premium increased by 5 percent from year-end 2014. Surplus is up 47 percent since 2011.²⁸ Capacity in the reinsurance market is at, or near, all-time highs and expanding, with supply continuing to outstrip demand globally. As a result, reinsurance costs continue to decline, with alternative reinsurance vehicles accounting for a larger share of the reinsurance market.

Though still quite large relative to other lines, the property insurance residual market contracted dramatically in the past four years and is now much smaller than at any time since the aftermath of the 2004 and 2005 storm seasons. The depopulation of Citizens continued to be successful in 2015. The Office approved 1,301,193 policies for removal and private insurers assumed 272,785 policies. By year-end 2015, Citizens' policy count stood at 503,865, a 62 percent drop from the 2012 year-end high of 1,314,811 policies and a 24 percent reduction since 2014. Over the same time period, Citizens' total exposure dropped from \$429 billion to \$150 billion, a 64 percent reduction.²⁹

Policyholder assessments from the 2005 storms were eliminated for all policies issued or renewed on or after July 1, 2015. In 2011, a 1-in-100-year storm assessment would have been \$11.6 billion, but due to the success of depopulation efforts, the risk of assessments from a 1-in-100-year storm have been eliminated. Citizens also launched a Clearinghouse in early 2014 to aid in finding voluntary market coverage for applicants. Since the launch of the Clearinghouse, new business writings dropped to 126,500 or 10,000 per month in 2015 from 359,000 or 30,000 per month in 2012.³⁰



Markets in most areas of the state are competitive, with coverage widely available in the voluntary market. Some coastal areas are not as competitive and other areas such as Monroe County and parts of coastal Miami-Dade County have few if any private insurers offering coverage. Results of a market analysis completed by the Office in 2014 show there is not a reasonable degree of competition in Miami-Dade or Monroe Counties. [Order](#).

A [Catastrophe Stress Test Report](#) issued by the Office demonstrates that the Florida property insurance market can withstand significant catastrophic losses. The report provides positive information that should allow consumers to have greater confidence when seeking out policies in the private market. The Office continues to take steps to expand opportunity and attract private capital through market reforms that have been exceedingly successful.

Medical Malpractice Insurance

During 2015, the Office either approved, or processed as informational, 90 Florida medical malpractice rate filings. The average rate change for a Florida physician as a result of rate filings resolved in 2015 was a decrease of 1.7 percent. Some of the specialized areas of medical malpractice also experienced rate changes in 2015, including: dentists rates up 1.0 percent; professional nurses rates up 4.0 percent; and podiatrists, optometrists, chiropractors, and similar professionals rates up 26.6 percent. Physicians malpractice dominates the medical malpractice premium in Florida. 66 percent of the 2015 Florida medical malpractice written premium was for physicians, 18 percent was for other healthcare professionals, 5 percent for hospitals and 11 percent for other medical facilities.

The Florida Supreme Court was considering the *Kalitan v. North Broward Hospital* case, which could eliminate the caps on non-economic damages contained in the 2003 legislative reforms and have subsequent rate implications on the market. Estimates show the Florida medical malpractice insurance market generated a direct (i.e., before reinsurance) return on surplus of -5.3 percent in 2015. The rate of return compared negatively with the average nationwide all-lines net return on surplus for Florida's leading medical malpractice writers of 2.6 percent (down from 5.2 percent in 2014). This represents the first operating loss over the 12 years since legislative reforms were put into place.³¹

Workers' Compensation Insurance

Based on a widely recognized measure of market concentration—the Herfindahl-Hirschman Index—the Florida workers' compensation market "exhibited a highly competitive market." Coverage is readily available in the voluntary market. According to an analysis conducted by the National Council on Compensation Insurance (NCCI), Florida has the smallest residual market as a percentage of premium written for all but one of 26 states studied, and the fewest policies of all but four of these states. In 2014, just 2.3 percent of policyholders received coverage in the residual market accounting for 1.2 percent of direct written premium.

The Office approved an overall average rate decrease of 4.7 percent on November 12, 2015 with an effective date of January 1, 2016; however, two major court cases pending before the Florida Supreme Court could have substantial ramifications for future workers' compensation rates. They include *Westphal v. City of St. Petersburg*, in which the First District Court of Appeal held that "a worker who is totally disabled as a result of a workplace accident and remains totally disabled by the end of his or her eligibility for temporary total disability benefits is deemed to be at maximum medical improvement by operation of law and is therefore eligible to assert a claim for permanent and total disability benefits." The other is *Castellanos v. Next Door Co.*, which is an appeal of the First District Court of Appeal decision upholding the constitutionality of the attorney's fee formula.³²

EXAMINATIONS AND INVESTIGATIONS

The Office conducted 591 market conduct examinations and investigations in 2015—62 examinations and 529 investigations. Potential violations that were examined or investigated include improper denial of a death benefit claim, policy cancellation for non-payment when premium had been received, failure to provide a timely refund, failure to use filed rates, discriminatory claims adjudication practices, discriminatory drug formularies, adding coverages without consumer approval resulting in overcharge, and underwriting practices resulting in improper policy cancellation, claim denial, activities related to unfair methods of competition, and unfair or deceptive acts.³³



INSURANCE LEGISLATION

The 2015 Legislative session convened on March 3, 2015 and ended on May 1, 2015. Insurance legislation passed that affected both companies and consumers including flood insurance, insurance fraud, guaranty funds, and small group health insurance. For a list of legislation related to the Office, please see the 2015 [Legislative Summary](#).

REPORTS

The Office collects data from the insurance industry and creates studies, reports and analyses pursuant to legislative mandate. To access these reports, click [here](#).

CONSUMER RESOURCES

The Office maintains an extensive set of online consumer resources, from practical navigational tools to informative and interactive educational materials and regulatory documents. These include:

NAVIGATIONAL TOOLS FOR QUESTIONS AND ASSISTANCE THROUGH DFS:

Request assistance with an [insurance question or file an insurance-related complaint](#)

Locate the [company complaint comparison database](#) for auto and homeowners insurance

SEARCHABLE DATABASES:

Compare [rates](#) for auto, homeowners, Medicare Supplement and small group health insurance through CHOICES

Determine if an [insurance company is licensed](#) in Florida

Generate customized [market data reports](#) for residential property insurers in Florida

Research [medical malpractice/closed claims](#) against Florida doctors, attorneys, and directors and officers

Review insurer [form or rate filings](#)

INSURANCE TOPICS:

Depopulation of Citizens and approved [take-out](#) companies

[Federal Health Care Insurance Reform](#)

[Flood Insurance](#)

[Sinkholes](#)

LEGISLATIVE AND REGULATORY ACTIVITIES:

[Informational memoranda/bulletins](#) issued by the Office

[Legislative summaries, presentations](#) and [regulatory actions](#) taken by the Office

PUBLIC INFORMATION AND OUTREACH:

[Industry reports](#) and other publications, such as annual reports, Fast Facts and new market entrants

[News releases, advisories or statements](#)

[Upcoming events](#), such as public rate and rule hearings, workshops and meetings

CONSUMER GUIDES/VIDEOS/RESOURCES:

[Homeowners Insurance - A Toolkit for Consumers](#)

[Hurricane Season: Are You Prepared?](#)

[Natural Disasters](#) and Disaster Preparedness for Homeowners [Video](#)

NAIC Consumer Alerts: [Disaster Preparedness](#), [Flood Insurance Information](#), [Hurricanes](#), [Five Reminders about Your Insurance Coverage](#), [Managing the Claims Process](#), [Basic Homeowners Insurance Does Not Cover Floods](#)

STATUTORY INSURANCE ENTITIES

RESIDUAL MARKET ENTITIES

Florida Workers' Compensation JUA [s. 627.3115, F.S.] <https://www.fwcjua.com/>

Florida Patients' Compensation Fund [s. 766.105, F.S.] (No Website Available)

Florida Medical Malpractice JUA [s. 627.3514, F.S.] <https://www.fmmjua.com/fmmjua/>

Florida Birth-Related Neurological Injury Compensation Association [ss. 766.315, F.S.] <https://www.nica.com/>

Florida Automobile JUA [ss. 627.3113, 627.3511, F.S.] <https://www.aipso.com/PlanSites/Florida.aspx>

Florida Comprehensive Health Association [s. 627.6488, F.S.] (No Website Available)

Citizens Property Insurance Corporation [s. 627.351(6), F.S.] <https://www.citizensfla.com/>

GUARANTY ASSOCIATIONS

Florida Insurance Guaranty Association [ss. 631.50-631.70, F.S.] <http://www.figafacts.com/>

Florida Life and Health Insurance Guaranty Association [ss. 631.711-631.737, F.S.] <http://www.flahiga.org/>

Florida Workers' Compensation Insurance Guaranty Association [ss. 631.901, 912, .932, F.S.] <http://fwciga.org/>

OTHER INSURANCE ENTITIES

Florida Health Insurance Advisory Board [s. 627.6699(11), F.S.] <http://www.floir.com/sections/landh/fhiab.aspx>

Florida Commission on Hurricane Loss Projection Methodology [s. 627.0628, F.S.] <https://www.sbafla.com/methodology/>

Florida Hurricane Catastrophe Fund [s. 215.555, F.S.] <http://www.sbafla.com/fhcf/>

Florida Surplus Lines Service Office [s. 626.921, F.S.] <http://www.fslso.com/>

Florida Health Maintenance Organization (HMO) Consumer Assistance Plan [s. 631.811-631.828, F.S.] <http://www.flhmocap.com/>

Workers' Compensation Three-Member Panel [s. 440.1312, F.S.] <http://www.myfloridacfo.com/Division/WC/PublicationsFormsManualsReports/Reports/>

STATISTICAL INFORMATION CALENDAR YEAR 2015

This section summarizes the financial information and activities of companies authorized to transact insurance-related business in Florida.

FLORIDA PROPERTY AND CASUALTY INSURANCE EXPERIENCE - CY 2015

PURSUANT TO SECTION 627.915(2), F.S.

DATA REPORTING FORM: OIR-DO-308*

LINE OF BUSINESS TABLE

SHORT LINE OF BUSINESS	LINE OF BUSINESS
FIRE	01 - FIRE
HO	04 - HOMEOWNERS MULTIPLE PERIL
CMP NON LIAB	05.1 - COMMERCIAL MULTIPLE PERIL (NON-LIABILITY PORTION)
CMP LIAB	05.2 - COMMERCIAL MULTIPLE PERIL (LIABILITY PORTION)
MED MAL	11 - MEDICAL MALPRACTICE
WC	16 - WORKERS' COMPENSATION
OTH LIAB	17 - OTHER LIABILITY
D&O	DIRECTORS' AND OFFICERS' LIABILITY ONLY (A SUBSET OF 17 - OTHER LIABILITY)
PROD LIAB	18 - PRODUCTS LIABILITY
PPA PIP	19.1 - PRIVATE PASSENGER AUTO NO-FAULT (PERSONAL INJURY PROTECTION)
PPA OTH LIAB	19.2 - OTHER PRIVATE PASSENGER AUTO LIABILITY
CA PIP	19.3 - COMMERCIAL AUTO NO-FAULT (PERSONAL INJURY PROTECTION)
CA OTH LIAB	19.4 - OTHER COMMERCIAL AUTO LIABILITY
PPA PD	21.1 - PRIVATE PASSENGER AUTO PHYSICAL DAMAGE
CA PD	21.2 - COMMERCIAL AUTO PHYSICAL DAMAGE

*Values in the following tables (except for values in the row labeled 'CY 2015 Direct Premiums Written for All Companies') are attributed to companies that write at least 0.5% of the total premiums written for a given line of business. In order to determine whether a company meets this threshold, the Office divides a company's 2015 premiums written for a specific line of business by the 2014 total premiums written for that line of business. Note that this calculation is stipulated by statute. Additionally, note that the values shown in the following tables are compiled from data filed with the Office by each Property and Casualty insurer, and that it has not been audited or independently verified.

FLORIDA PROPERTY AND CASUALTY INSURANCE EXPERIENCE - CY 2015

PURSUANT TO SECTION 627.915(2), F.S.

LINE OF BUSINESS	FIRE	HO	CMP NON LIAB	CMP LIAB	MED MAL
CY 2015 DIRECT PREMIUMS WRITTEN FOR ALL COMPANIES	\$719,897,423	\$8,538,659,240	\$1,270,125,282	\$515,385,535	\$361,128,448
DIRECT PREMIUMS WRITTEN	\$579,130,618	\$7,838,838,554	\$1,048,610,922	\$412,695,939	\$341,126,702
DIRECT PREMIUMS EARNED	\$592,479,676	\$7,852,262,333	\$1,022,435,550	\$403,877,292	\$333,916,098
DIRECT LOSSES PAID	\$109,483,994	\$2,410,342,438	\$113,832,450	\$169,274,667	\$154,258,432
LOSS RESERVES FOR AKC - BEGINNING OF YEAR	\$36,893,245	\$779,874,601	\$49,183,401	\$257,100,778	\$254,980,938
LOSS RESERVES FOR AKC - END OF YEAR	\$39,496,836	\$725,427,159	\$77,164,084	\$269,503,299	\$292,797,176
RESERVES FOR LOSSES IBNR - BEGINNING OF YEAR	\$187,660,368	\$809,677,647	\$131,479,277	\$275,092,098	\$233,891,222
RESERVES FOR LOSSES IBNR - END OF YEAR	\$160,298,109	\$769,978,002	\$121,545,793	\$281,460,562	\$215,420,271
DIRECT LOSSES INCURRED	\$84,725,326	\$2,316,195,351	\$131,879,649	\$188,045,652	\$173,603,719
RATIO DIRECT LOSSES INCURRED TO PREMIUMS EARNED	14.3%	29.5%	12.9%	46.6%	52.0%
ALAE RESERVES - BEGINNING OF YEAR	\$32,754,456	\$287,894,972	\$12,769,507	\$229,088,755	\$179,825,026
ALAE RESERVES - END OF YEAR	\$26,049,807	\$266,111,410	\$15,554,767	\$238,354,366	\$205,648,530
ALAE - PAID	\$9,767,287	\$224,034,903	\$7,699,115	\$62,911,772	\$67,191,903
ALLOCATED LOSS ADJUSTMENT EXPENSE (ALAE) INCURRED	\$3,062,638	\$202,251,341	\$10,484,375	\$72,177,383	\$93,015,407
RATIO ALAE TO PREMIUMS EARNED	0.5%	2.6%	1.0%	17.9%	27.9%
ULAE RESERVES - BEGINNING OF YEAR	\$13,511,120	\$222,223,687	\$14,230,166	\$25,695,394	\$25,457,900
ULAE RESERVES - END OF YEAR	\$12,954,123	\$211,324,270	\$16,317,293	\$29,906,885	\$24,999,097
ULAE - PAID	\$17,561,810	\$356,890,438	\$29,560,491	\$13,831,487	\$14,094,174
UNALLOCATED LOSS ADJUSTED EXPENSE (ULAE) INCURRED	\$17,004,813	\$345,991,021	\$31,647,618	\$18,042,978	\$13,635,371
RATIO ULAE TO PREMIUMS EARNED	2.9%	4.4%	3.1%	4.5%	4.1%
LOSS ADJUSTMENT EXPENSE (LAE) INCURRED	\$20,067,451	\$548,242,362	\$42,131,993	\$90,220,361	\$106,650,778
RATIO LAE TO PREMIUMS EARNED	3.4%	7.0%	4.1%	22.3%	31.9%
OE - OTHER ACQUISITION EXPENSE	\$34,391,410	\$364,550,605	\$59,271,719	\$24,609,042	\$10,632,107
OE - GENERAL EXPENSE	\$57,348,629	\$348,001,770	\$45,793,931	\$24,009,112	\$38,323,552
OE - COMMISSIONS AND BROKERAGE EXPENSES	\$71,882,246	\$1,135,188,723	\$175,784,916	\$67,155,483	\$33,271,914
OE - TAXES, LICENSES AND FEES	\$12,007,172	\$142,009,231	\$24,089,475	\$8,112,784	\$9,107,912
OTHER EXPENSE (OE)	\$175,629,457	\$1,989,750,329	\$304,940,041	\$123,886,421	\$91,335,485
RATIO OE TO PREMIUMS EARNED	29.6%	25.3%	29.8%	30.7%	27.4%
UNDERWRITING GAIN	\$312,057,442	\$2,998,074,291	\$543,483,867	\$1,724,858	(\$37,673,884)
RATIO UNDERWRITING GAIN TO PREMIUMS EARNED	52.7%	38.2%	53.2%	0.4%	-11.3%
POLICYHOLDER DIVIDENDS	\$0	\$44,052,468	\$198,314	\$10,761	\$7,697,133
NET INVESTMENT GAIN AND OTHER INCOME GAIN	\$22,629,921	\$163,053,922	\$15,450,133	\$28,747,132	\$15,515,367
NET INCOME AFTER POLICYHOLDER DIVIDENDS*	\$334,687,363	\$3,117,075,745	\$558,735,686	\$30,461,229	(\$29,855,650)

*BEFORE FEDERAL INCOME TAX

ABBREVIATION LIST

AKC: ALL KNOWN CLAIMS

IBNR: INCURRED BUT NOT REPORTED

IMPORTANT FORMULAS

LAE=ALAE+ULAE

UNDERWRITING GAIN=DIRECT PREMIUMS EARNED–DIRECT LOSSES INCURRED–LAE–OE

NET INCOME AFTER POLICYHOLDER DIVIDENDS=UNDERWRITING GAIN+NET INVESTMENT GAIN AND OTHER INCOME GAIN–POLICYHOLDER DIVIDEI

FLORIDA PROPERTY AND CASUALTY INSURANCE EXPERIENCE - CY 2015

PURSUANT TO SECTION 627.915(2), F.S.

LINE OF BUSINESS	WC	OTH LIAB	D&O	PROD LIAB	PPA PIP
CY 2015 DIRECT PREMIUMS WRITTEN FOR ALL COMPANIES	\$2,626,555,354	\$3,344,118,822	\$228,107,563	\$128,805,539	\$3,221,206,425
DIRECT PREMIUMS WRITTEN	\$2,197,713,462	\$2,273,336,818	\$219,744,634	\$105,031,560	\$2,906,793,859
DIRECT PREMIUMS EARNED	\$2,155,720,967	\$2,244,780,055	\$216,046,866	\$101,777,879	\$2,837,393,860
DIRECT LOSSES PAID	\$976,353,643	\$1,351,247,851	\$140,890,105	\$35,064,740	\$2,165,731,465
LOSS RESERVES FOR AKC - BEGINNING OF YEAR	\$1,446,464,739	\$826,065,250	\$154,888,622	\$72,945,461	\$932,748,046
LOSS RESERVES FOR AKC - END OF YEAR	\$1,527,284,984	\$894,709,844	\$142,959,045	\$68,574,589	\$876,387,271
RESERVES FOR LOSSES IBNR - BEGINNING OF YEAR	\$2,321,542,357	\$1,197,542,936	\$279,852,460	\$137,244,679	\$543,979,621
RESERVES FOR LOSSES IBNR - END OF YEAR	\$2,420,967,634	\$1,274,279,214	\$278,512,320	\$154,740,519	\$561,202,019
DIRECT LOSSES INCURRED	\$1,156,599,165	\$1,496,628,723	\$127,620,388	\$48,189,708	\$2,126,593,088
RATIO DIRECT LOSSES INCURRED TO PREMIUMS EARNED	53.7%	66.7%	59.1%	47.3%	74.9%
ALAE RESERVES - BEGINNING OF YEAR	\$432,069,281	\$415,738,607	\$81,360,233	\$87,852,781	\$534,166,193
ALAE RESERVES - END OF YEAR	\$454,009,858	\$432,110,626	\$85,444,587	\$95,465,490	\$479,213,119
ALAE - PAID	\$130,552,876	\$102,428,545	\$23,891,628	\$33,183,282	\$248,030,373
ALLOCATED LOSS ADJUSTMENT EXPENSE (ALAE) INCURRED	\$152,493,453	\$118,800,564	\$27,975,982	\$40,795,991	\$193,077,299
RATIO ALAE TO PREMIUMS EARNED	7.1%	5.3%	12.9%	40.1%	6.8%
ULAE RESERVES - BEGINNING OF YEAR	\$157,310,394	\$77,710,812	\$19,206,798	\$24,547,329	\$171,426,959
ULAE RESERVES - END OF YEAR	\$159,659,501	\$95,894,223	\$22,511,684	\$21,587,702	\$174,427,349
ULAE - PAID	\$185,901,999	\$46,651,727	\$8,511,068	\$12,681,168	\$290,912,376
UNALLOCATED LOSS ADJUSTED EXPENSE (ULAE) INCURRED	\$188,251,106	\$64,835,138	\$11,815,954	\$9,721,541	\$293,912,766
RATIO ULAE TO PREMIUMS EARNED	8.7%	2.9%	5.5%	9.6%	10.4%
LOSS ADJUSTMENT EXPENSE (LAE) INCURRED	\$340,744,559	\$183,635,702	\$39,791,936	\$50,517,532	\$486,990,065
RATIO LAE TO PREMIUMS EARNED	15.8%	8.2%	18.4%	49.6%	17.2%
OE - OTHER ACQUISITION EXPENSE	\$124,940,573	\$77,872,669	\$14,688,540	\$7,396,197	\$200,963,280
OE - GENERAL EXPENSE	\$133,124,198	\$47,455,209	\$6,895,925	\$6,014,036	\$134,772,284
OE - COMMISSIONS AND BROKERAGE EXPENSES	\$223,792,721	\$206,361,328	\$33,119,001	\$14,787,672	\$216,617,286
OE - TAXES, LICENSES AND FEES	\$86,830,817	\$33,275,240	\$4,730,543	\$1,846,198	\$39,086,377
OTHER EXPENSE (OE)	\$568,688,309	\$364,964,446	\$59,434,009	\$30,044,103	\$591,293,245
RATIO OE TO PREMIUMS EARNED	26.4%	16.3%	27.5%	29.5%	20.8%
UNDERWRITING GAIN	\$89,688,934	\$199,551,184	(\$10,799,467)	(\$26,973,464)	(\$367,482,538)
RATIO UNDERWRITING GAIN TO PREMIUMS EARNED	4.2%	8.9%	-5.0%	-26.5%	-13.0%
POLICYHOLDER DIVIDENDS	\$57,808,746	\$0	\$0	\$2,885	\$6,003,680
NET INVESTMENT GAIN AND OTHER INCOME GAIN	\$145,855,942	\$166,702,751	\$22,650,845	\$24,731,331	\$64,040,959
NET INCOME AFTER POLICYHOLDER DIVIDENDS*	\$177,736,130	\$366,253,935	\$11,851,378	(\$2,245,018)	(\$309,445,259)

*BEFORE FEDERAL INCOME TAX

ABBREVIATION LIST

AKC: ALL KNOWN CLAIMS

IBNR: INCURRED BUT NOT REPORTED

IMPORTANT FORMULAS

LAE=ALAE+ULAE

UNDERWRITING GAIN=DIRECT PREMIUMS EARNED–DIRECT LOSSES INCURRED–LAE–OE

NET INCOME AFTER POLICYHOLDER DIVIDENDS=UNDERWRITING GAIN+NET INVESTMENT GAIN AND OTHER INCOME GAIN–POLICYHOLDER DIVIDEI

FLORIDA PROPERTY AND CASUALTY INSURANCE EXPERIENCE - CY 2015

PURSUANT TO SECTION 627.915(2), F.S.

LINE OF BUSINESS	PPA OTH LIAB	CA PIP	CA OTH LIAB	PPA PD	CA PD
CY 2015 DIRECT PREMIUMS WRITTEN FOR ALL COMPANIES	\$8,259,447,378	\$89,464,560	\$1,593,865,012	\$4,259,118,230	\$316,839,515
DIRECT PREMIUMS WRITTEN	\$7,429,586,688	\$77,311,001	\$1,266,890,154	\$3,861,407,573	\$248,940,125
DIRECT PREMIUMS EARNED	\$7,207,847,209	\$77,433,165	\$1,187,637,749	\$3,704,753,786	\$239,430,273
DIRECT LOSSES PAID	\$4,735,820,171	\$44,405,930	\$712,521,593	\$2,579,614,018	\$139,216,602
LOSS RESERVES FOR AKC - BEGINNING OF YEAR	\$3,571,184,496	\$14,056,983	\$709,517,749	\$145,845,143	\$11,824,603
LOSS RESERVES FOR AKC - END OF YEAR	\$3,809,840,017	\$17,267,640	\$794,434,878	\$171,922,803	\$14,446,117
RESERVES FOR LOSSES IBNR - BEGINNING OF YEAR	\$1,155,126,268	\$29,030,765	\$393,027,696	\$9,473,398	\$6,329,573
RESERVES FOR LOSSES IBNR - END OF YEAR	\$1,345,175,665	\$33,840,732	\$478,399,012	\$8,874,459	\$6,689,398
DIRECT LOSSES INCURRED	\$5,164,525,089	\$52,426,554	\$882,810,038	\$2,605,092,739	\$142,197,941
RATIO DIRECT LOSSES INCURRED TO PREMIUMS EARNED	71.7%	67.7%	74.3%	70.3%	59.4%
ALAE RESERVES - BEGINNING OF YEAR	\$674,193,733	\$8,853,340	\$153,847,628	\$12,939,059	\$3,205,757
ALAE RESERVES - END OF YEAR	\$737,049,037	\$8,901,778	\$188,324,604	\$18,897,609	\$3,823,919
ALAE - PAID	\$285,506,095	\$5,401,162	\$82,727,862	\$22,052,237	\$3,426,493
ALLOCATED LOSS ADJUSTMENT EXPENSE (ALAE) INCURRED	\$348,361,399	\$5,449,600	\$117,204,838	\$28,010,787	\$4,044,655
RATIO ALAE TO PREMIUMS EARNED	4.8%	7.0%	9.9%	0.8%	1.7%
ULAE RESERVES - BEGINNING OF YEAR	\$441,588,477	\$4,320,071	\$50,973,754	\$87,010,667	\$3,318,291
ULAE RESERVES - END OF YEAR	\$481,199,178	\$5,114,577	\$52,877,175	\$96,651,509	\$3,955,315
ULAE - PAID	\$560,170,681	\$5,786,985	\$54,548,489	\$342,513,429	\$15,780,900
UNALLOCATED LOSS ADJUSTED EXPENSE (ULAE) INCURRED	\$599,781,382	\$6,581,491	\$56,451,910	\$352,154,271	\$16,417,924
RATIO ULAE TO PREMIUMS EARNED	8.3%	8.5%	4.8%	9.5%	6.9%
LOSS ADJUSTMENT EXPENSE (LAE) INCURRED	\$948,142,781	\$12,031,091	\$173,656,748	\$380,165,058	\$20,462,579
RATIO LAE TO PREMIUMS EARNED	13.2%	15.5%	14.6%	10.3%	8.5%
OE - OTHER ACQUISITION EXPENSE	\$554,552,616	\$10,007,103	\$50,977,021	\$289,034,055	\$9,314,537
OE - GENERAL EXPENSE	\$329,726,244	\$6,329,629	\$70,381,034	\$165,726,679	\$14,388,918
OE - COMMISSIONS AND BROKERAGE EXPENSES	\$472,892,724	\$7,777,335	\$194,364,866	\$240,422,676	\$37,363,852
OE - TAXES, LICENSES AND FEES	\$97,531,869	\$1,119,707	\$20,545,558	\$50,586,771	\$4,248,017
OTHER EXPENSE (OE)	\$1,454,703,453	\$25,233,774	\$336,268,479	\$745,770,181	\$65,315,324
RATIO OE TO PREMIUMS EARNED	20.2%	32.6%	28.3%	20.1%	27.3%
UNDERWRITING GAIN	(\$359,524,114)	(\$12,258,254)	(\$205,097,516)	(\$26,274,192)	\$11,454,429
RATIO UNDERWRITING GAIN TO PREMIUMS EARNED	-5.0%	-15.8%	-17.3%	-0.7%	4.8%
POLICYHOLDER DIVIDENDS	\$38,621,737	\$42	\$1,019	\$17,730,655	\$210
NET INVESTMENT GAIN AND OTHER INCOME GAIN	\$158,357,743	\$2,176,180	\$32,937,246	\$36,159,395	\$2,684,381
NET INCOME AFTER POLICYHOLDER DIVIDENDS*	(\$239,788,108)	(\$10,082,116)	(\$172,161,289)	(\$7,845,452)	\$14,138,600

*BEFORE FEDERAL INCOME TAX

ABBREVIATION LIST

AKC: ALL KNOWN CLAIMS

IBNR: INCURRED BUT NOT REPORTED

IMPORTANT FORMULAS

LAE=ALAE+ULAE

UNDERWRITING GAIN=DIRECT PREMIUMS EARNED–DIRECT LOSSES INCURRED–LAE–OE

NET INCOME AFTER POLICYHOLDER DIVIDENDS=UNDERWRITING GAIN+NET INVESTMENT GAIN AND OTHER INCOME GAIN–POLICYHOLDER DIVIDEI

TOP 15 PROPERTY AND CASUALTY COMPANIES, BY LINE OF BUSINESS

CALENDAR YEAR 2015

PURSUANT TO SECTION 624.313(1)(f), F.S.

RANK	COMPANY	NAIC COMPANY CODE	DIRECT PREMIUMS WRITTEN (\$)	MARKET SHARE (%)
ACCIDENT AND HEALTH (COMBINED LINES OF BUSINESS), TOTAL PREMIUMS: \$199,395,524				
1	STATE FARM MUT AUTO INS CO	25178	54,491,192	27.3
2	CONTINENTAL CAS CO	20443	32,526,339	16.3
3	NATIONAL UNION FIRE INS CO OF PITTS	19445	22,435,884	11.3
4	ACE AMER INS CO	22667	17,712,517	8.9
5	ZURICH AMER INS CO	16535	13,224,986	6.6
6	AMEX ASSUR CO	27928	8,793,312	4.4
7	UNITED STATES FIRE INS CO	21113	8,236,825	4.1
8	ATLANTIC SPECIALTY INS CO	27154	5,292,089	2.7
9	AMERICAN ALT INS CORP	19720	5,189,627	2.6
10	BCS INS CO	38245	5,029,229	2.5
11	ARCH INS CO	11150	3,462,800	1.7
12	FEDERAL INS CO	20281	3,423,213	1.7
13	WESTPORT INS CORP	39845	2,096,214	1.1
14	AMERICAN BANKERS INS CO OF FL	10111	2,032,405	1.0
15	MARKEL INS CO	38970	1,951,197	1.0
AGGREGATE WRITE-INS FOR OTHER LINES OF BUSINESS, TOTAL PREMIUMS: \$108,978,862				
1	JEFFERSON INS CO	11630	39,353,235	36.1
2	COURTESY INS CO	26492	21,382,473	19.6
3	CATERPILLAR INS CO	11255	9,468,548	8.7
4	ARAG INS CO	34738	6,511,670	6.0
5	AMERICAN ROAD INS CO	19631	5,537,644	5.1
6	MIDWEST EMPLOYERS CAS CO	23612	5,305,857	4.9
7	GENERALI US BRANCH	11231	5,004,659	4.6
8	AMERICAN MODERN HOME INS CO	23469	2,980,484	2.7
9	ARCH INS CO	11150	2,552,471	2.3
10	TRITON INS CO	41211	1,553,578	1.4
11	INDEPENDENCE AMER INS CO	26581	1,400,937	1.3
12	ESURANCE PROP & CAS INS CO	30210	1,374,852	1.3
13	YOSEMITE INS CO	26220	950,567	0.9
14	ACE AMER INS CO	22667	865,444	0.8
15	TOYOTA MOTOR INS CO	37621	776,002	0.7
AIRCRAFT (ALL PERILS), TOTAL PREMIUMS: \$98,908,790				
1	NATIONAL UNION FIRE INS CO OF PITTS	19445	18,995,108	19.2
2	XL SPECIALTY INS CO	37885	7,370,113	7.5
3	ALLIANZ GLOBAL RISKS US INS CO	35300	7,202,512	7.3
4	CATLIN INS CO	19518	6,650,198	6.7
5	OLD REPUBLIC INS CO	24147	6,482,661	6.6
6	STARR IND & LIAB CO	38318	4,486,985	4.5
7	AMERICAN ALT INS CORP	19720	4,330,064	4.4
8	QBE INS CORP	39217	4,329,726	4.4
9	FEDERAL INS CO	20281	3,870,675	3.9
10	STARNET INS CO	40045	3,865,125	3.9
11	US SPECIALTY INS CO	29599	3,804,641	3.8
12	STARR SURPLUS LINES INS CO	13604	3,388,218	3.4
13	LIBERTY MUT INS CO	23043	3,277,398	3.3
14	GENERAL SECURITY IND CO OF AZ	20559	2,223,974	2.2
15	NATIONAL IND CO OF THE SOUTH	42137	2,080,152	2.1
ALLIED LINES, TOTAL PREMIUMS: \$2,633,503,342				
1	CITIZENS PROP INS CORP	10064	714,761,717	27.1
2	AMERICAN SECURITY INS CO	42978	227,024,441	8.6
3	LEXINGTON INS CO	19437	109,572,465	4.2
4	WESTON INS CO	14930	108,130,456	4.1
5	WESTCHESTER SURPLUS LINES INS CO	10172	95,814,560	3.6

SOURCE: NAIC ANNUAL STATEMENT, STATE PAGE

TOP 15 PROPERTY AND CASUALTY COMPANIES, BY LINE OF BUSINESS

CALENDAR YEAR 2015

PURSUANT TO SECTION 624.313(1)(f), F.S.

RANK	COMPANY	NAIC COMPANY CODE	DIRECT PREMIUMS WRITTEN (\$)	MARKET SHARE (%)
ALLIED LINES, TOTAL PREMIUMS: \$2,633,503,342				
6	AMERICAN INTEGRITY INS CO OF FL	12841	61,992,454	2.4
7	WESTPORT INS CORP	39845	57,724,940	2.2
8	QBE INS CORP	39217	57,239,582	2.2
9	ZURICH AMER INS CO	16535	55,652,770	2.1
10	UNIVERSAL PROP & CAS INS	10861	50,016,301	1.9
11	LANDMARK AMER INS CO	33138	48,826,776	1.9
12	FACTORY MUT INS CO	21482	48,703,030	1.8
13	QBE SPECIALTY INS CO	11515	46,192,045	1.8
14	NATIONAL FIRE & MARINE INS CO	20079	43,308,402	1.6
15	SCOTTSDALE INS CO	41297	41,034,648	1.6
BOILER AND MACHINERY, TOTAL PREMIUMS: \$67,359,841				
1	FACTORY MUT INS CO	21482	18,612,228	27.6
2	LEXINGTON INS CO	19437	6,403,888	9.5
3	CONTINENTAL CAS CO	20443	5,141,957	7.6
4	HARTFORD STEAM BOIL INSPEC & INS CO	11452	5,010,807	7.4
5	TRAVELERS PROP CAS CO OF AMER	25674	3,921,685	5.8
6	NATIONAL UNION FIRE INS CO OF PITTS	19445	3,185,930	4.7
7	FEDERAL INS CO	20281	3,041,678	4.5
8	ZURICH AMER INS CO	16535	2,278,584	3.4
9	LIBERTY MUT FIRE INS CO	23035	1,466,911	2.2
10	WESTPORT INS CORP	39845	1,177,608	1.7
11	AMERICAN GUAR & LIAB INS	26247	1,147,105	1.7
12	XL INS AMER INC	24554	1,016,539	1.5
13	TRAVELERS IND CO OF AMER	25666	892,084	1.3
14	AFFILIATED FM INS CO	10014	618,257	0.9
15	DEPOSITORS INS CO	42587	615,464	0.9
BURGLARY AND THEFT, TOTAL PREMIUMS: \$17,040,818				
1	TRAVELERS CAS & SURETY CO OF AMER	31194	2,609,811	15.3
2	HISCOX INS CO INC	10200	1,701,005	10.0
3	NATIONAL UNION FIRE INS CO OF PITTS	19445	1,645,602	9.7
4	FEDERAL INS CO	20281	1,576,378	9.3
5	CUMIS INS SOCIETY INC	10847	940,876	5.5
6	US SPECIALTY INS CO	29599	887,511	5.2
7	UNITED CAS INS CO OF AMER	11142	769,144	4.5
8	ZURICH AMER INS CO	16535	737,241	4.3
9	ASPEN SPECIALTY INS CO	10717	727,653	4.3
10	MASSACHUSETTS BAY INS CO	22306	662,435	3.9
11	HANOVER INS CO	22292	488,950	2.9
12	UNIVERSAL UNDERWRITERS INS CO	41181	394,172	2.3
13	ALLIED PROP & CAS INS CO	42579	319,195	1.9
14	HARTFORD FIRE IN CO	19682	302,314	1.8
15	WESTCHESTER FIRE INS CO	10030	282,819	1.7
COMMERCIAL AUTO, TOTAL PREMIUMS: \$2,073,629,118				
1	PROGRESSIVE EXPRESS INS CO	10193	308,233,024	14.9
2	NATIONAL IND CO OF THE SOUTH	42137	79,034,990	3.8
3	AUTO OWNERS INS CO	18988	66,248,842	3.2
4	WESTFIELD INS CO	24112	62,359,188	3.0
5	ALLSTATE INS CO	19232	50,441,266	2.4
6	OWNERS INS CO	32700	44,068,552	2.1
7	ZURICH AMER INS CO	16535	35,630,304	1.7
8	PHILADELPHIA IND INS CO	18058	33,956,923	1.6
9	EMPIRE FIRE & MARINE INS CO	21326	32,737,644	1.6
10	ASCENDANT COMMERCIAL INS INC	13683	32,683,451	1.6

SOURCE: NAIC ANNUAL STATEMENT, STATE PAGE

TOP 15 PROPERTY AND CASUALTY COMPANIES, BY LINE OF BUSINESS

CALENDAR YEAR 2015

PURSUANT TO SECTION 624.313(1)(f), F.S.

RANK	COMPANY	NAIC COMPANY CODE	DIRECT PREMIUMS WRITTEN (\$)	MARKET SHARE (%)
COMMERCIAL AUTO, TOTAL PREMIUMS: \$2,073,629,118				
11	WESCO INS CO	25011	32,078,426	1.5
12	FCCI INS CO	10178	31,064,239	1.5
13	STATE FARM MUT AUTO INS CO	25178	30,250,755	1.5
14	AMERISURE INS CO	19488	28,191,457	1.4
15	INFINITY AUTO INS CO	11738	27,496,142	1.3
COMMERCIAL MULTIPLE PERIL, TOTAL PREMIUMS: \$2,221,232,141				
1	AMERICAN COASTAL INS CO	12968	307,929,830	13.9
2	ZURICH AMER INS CO	16535	123,070,157	5.5
3	HERITAGE PROP & CAS INS CO	14407	104,102,671	4.7
4	PHILADELPHIA IND INS CO	18058	90,144,562	4.1
5	OLD DOMINION INS CO	40231	79,473,725	3.6
6	AMERICAN CAPITAL ASSUR CORP	12601	78,750,354	3.5
7	SCOTTSDALE INS CO	41297	57,728,183	2.6
8	ROCKHILL INS CO	28053	55,709,894	2.5
9	PRAETORIAN INS CO	37257	50,065,748	2.3
10	STEADFAST INS CO	26387	45,320,034	2.0
11	ACE AMER INS CO	22667	43,857,120	2.0
12	FIRST COMMUNITY INS CO	13990	42,885,983	1.9
13	FEDERAL INS CO	20281	38,976,660	1.8
14	WESTFIELD INS CO	24112	38,318,518	1.7
15	SOUTHERN OWNERS INS CO	10190	38,072,318	1.7
CREDIT, TOTAL PREMIUMS: \$85,945,936				
1	EULER HERMES N AMER INS CO	20516	25,085,945	29.2
2	OLD REPUBLIC INS CO	24147	10,354,058	12.0
3	COFACE N AMER INS CO	31887	6,996,548	8.1
4	AMERICAN NATL PROP & CAS CO	28401	6,270,774	7.3
5	ARCH INS CO	11150	5,975,730	7.0
6	FIRST COLONIAL INS CO	29980	4,968,034	5.8
7	QBE INS CORP	39217	4,805,023	5.6
8	AMERICAN BANKERS INS CO OF FL	10111	3,534,057	4.1
9	ATLANTIC SPECIALTY INS CO	27154	2,491,692	2.9
10	GREAT AMER E&S INS CO	37532	2,193,740	2.6
11	OHIO IND CO	26565	1,926,515	2.2
12	ATRADIUS TRADE CREDIT INS CO	25422	1,725,920	2.0
13	GREAT AMER INS CO	16691	1,519,073	1.8
14	ALLIED WORLD ASSUR CO US INC	19489	1,149,042	1.3
15	TRANSAMERICA CAS INS CO	10952	1,104,377	1.3
EARTHQUAKE, TOTAL PREMIUMS: \$23,490,048				
1	LEXINGTON INS CO	19437	8,053,410	34.3
2	TRAVELERS EXCESS & SURPLUS LINES CO	29696	2,310,266	9.8
3	EVANSTON INS CO	35378	1,290,976	5.5
4	ZURICH AMER INS CO	16535	1,028,875	4.4
5	TRAVELERS PROP CAS CO OF AMER	25674	992,920	4.2
6	NATIONAL FIRE & MARINE INS CO	20079	960,178	4.1
7	IRONSHORE SPECIALTY INS CO	25445	806,722	3.4
8	ARCH SPECIALTY INS CO	21199	709,013	3.0
9	LIBERTY MUT FIRE INS CO	23035	636,491	2.7
10	XL INS AMER INC	24554	542,122	2.3
11	TRAVELERS IND CO	25658	541,713	2.3
12	AXIS SURPLUS INS CO	26620	486,592	2.1
13	ESSEX INS CO	39020	441,770	1.9
14	WESTCHESTER SURPLUS LINES INS CO	10172	351,956	1.5
15	ALLIANZ GLOBAL RISKS US INS CO	35300	338,277	1.4

SOURCE: NAIC ANNUAL STATEMENT, STATE PAGE

TOP 15 PROPERTY AND CASUALTY COMPANIES, BY LINE OF BUSINESS

CALENDAR YEAR 2015

PURSUANT TO SECTION 624.313(1)(f), F.S.

RANK	COMPANY	NAIC COMPANY CODE	DIRECT PREMIUMS WRITTEN (\$)	MARKET SHARE (%)
EXCESS WORKERS' COMPENSATION, TOTAL PREMIUMS: \$60,678,579				
1	SAFETY NATL CAS CORP	15105	16,816,979	27.7
2	NEW YORK MARINE & GEN INS CO	16608	9,781,145	16.1
3	ACE AMER INS CO	22667	8,222,348	13.6
4	LM INS CORP	33600	6,631,946	10.9
5	COLONY INS CO	39993	5,424,720	8.9
6	ARCH INS CO	11150	3,313,985	5.5
7	XL SPECIALTY INS CO	37885	2,825,789	4.7
8	STATE NATL INS CO INC	12831	1,811,147	3.0
9	NATIONAL UNION FIRE INS CO OF PITTS	19445	1,316,626	2.2
10	WESCO INS CO	25011	1,285,102	2.1
11	ZURICH AMER INS CO	16535	914,404	1.5
12	FEDERATED RURAL ELECTRIC INS EXCH	11118	817,979	1.3
13	TRAVELERS PROP CAS CO OF AMER	25674	793,183	1.3
14	HARTFORD CAS INS CO	29424	307,927	0.5
15	PRINCETON EXCESS & SURPLUS LINES INS	10786	222,649	0.4
FARMOWNERS MULTIPLE PERIL, TOTAL PREMIUMS: \$23,481,478				
1	GREAT AMER ASSUR CO	26344	6,087,910	25.9
2	GREAT AMER INS CO	16691	4,837,132	20.6
3	GREAT AMER INS CO OF NY	22136	2,407,729	10.3
4	FCCI INS CO	10178	1,760,868	7.5
5	TRAVELERS IND CO OF AMER	25666	1,693,143	7.2
6	SCOTTSDALE INS CO	41297	1,511,659	6.4
7	INDEMNITY INS CO OF NORTH AMER	43575	1,137,941	4.8
8	TRAVELERS IND CO OF CT	25682	737,669	3.1
9	CHARTER OAK FIRE INS CO	25615	737,180	3.1
10	TRAVELERS IND CO	25658	725,496	3.1
11	MARKEL INS CO	38970	615,784	2.6
12	NATIONAL TRUST INS CO	20141	495,080	2.1
13	GEMINI INS CO	10833	481,970	2.1
14	GREAT AMER ALLIANCE INS CO	26832	251,717	1.1
15	FCCI COMMERCIAL INS CO	33472	200	0.0
FEDERAL FLOOD, TOTAL PREMIUMS: \$812,917,293				
1	WRIGHT NATL FLOOD INS CO	11523	216,791,216	26.7
2	ALLSTATE INS CO	19232	72,571,751	8.9
3	AMERICAN BANKERS INS CO OF FL	10111	72,067,749	8.9
4	HARTFORD INS CO OF THE MIDWEST	37478	65,625,355	8.1
5	AMERICAN STRATEGIC INS CORP	10872	57,702,410	7.1
6	TOWER HILL PREFERRED INS CO	29050	36,650,962	4.5
7	NATIONWIDE MUT FIRE INS CO	23779	32,274,448	4.0
8	USAA GEN IND CO	18600	30,791,130	3.8
9	SELECTIVE INS CO OF THE SOUTHEAST	39926	29,586,398	3.6
10	FIRST COMMUNITY INS CO	13990	24,624,794	3.0
11	SERVICE INS CO	36560	21,244,467	2.6
12	NATIONWIDE MUT INS CO	23787	18,268,848	2.2
13	AUTO CLUB S INS CO	41041	17,891,876	2.2
14	PHILADELPHIA IND INS CO	18058	14,785,128	1.8
15	OLD DOMINION INS CO	40231	12,691,595	1.6
FIDELITY, TOTAL PREMIUMS: \$63,636,291				
1	TRAVELERS CAS & SURETY CO OF AMER	31194	12,101,008	19.0
2	FEDERAL INS CO	20281	9,530,852	15.0
3	NATIONAL UNION FIRE INS CO OF PITTS	19445	5,229,207	8.2
4	GREAT AMER INS CO	16691	4,056,297	6.4
5	LIBERTY MUT INS CO	23043	3,331,859	5.2

SOURCE: NAIC ANNUAL STATEMENT, STATE PAGE

TOP 15 PROPERTY AND CASUALTY COMPANIES, BY LINE OF BUSINESS

CALENDAR YEAR 2015

PURSUANT TO SECTION 624.313(1)(f), F.S.

RANK	COMPANY	NAIC COMPANY CODE	DIRECT PREMIUMS WRITTEN (\$)	MARKET SHARE (%)
FIDELITY, TOTAL PREMIUMS: \$63,636,291				
6	HARTFORD FIRE IN CO	19682	3,170,613	5.0
7	CUMIS INS SOCIETY INC	10847	2,828,479	4.4
8	ZURICH AMER INS CO	16535	2,230,982	3.5
9	CONTINENTAL INS CO	35289	1,653,989	2.6
10	WESTERN SURETY CO	13188	1,250,374	2.0
11	FIDELITY & DEPOSIT CO OF MD	39306	1,213,862	1.9
12	CONTINENTAL CAS CO	20443	1,098,868	1.7
13	HANOVER INS CO	22292	1,010,089	1.6
14	RLI INS CO	13056	857,188	1.3
15	MASSACHUSETTS BAY INS CO	22306	840,038	1.3
FINANCIAL GUARANTY, TOTAL PREMIUMS: \$7,096,122				
1	ASSURED GUAR MUNICIPAL CORP	18287	5,582,071	78.7
2	BUILD AMER MUT ASSUR CO	14380	833,863	11.8
3	MBIA INS CORP	12041	346,802	4.9
4	AMBAC ASSUR CORP	18708	333,386	4.7
FIRE, TOTAL PREMIUMS: \$1,292,583,048				
1	LEXINGTON INS CO	19437	110,585,268	8.6
2	AMERICAN SECURITY INS CO	42978	77,511,023	6.0
3	VOYAGER IND INS CO	40428	69,210,271	5.4
4	ARCH SPECIALTY INS CO	21199	61,164,243	4.7
5	SECURITY FIRST INS CO	10117	56,679,993	4.4
6	CITIZENS PROP INS CORP	10064	49,087,597	3.8
7	EMPIRE IND INS CO	21334	40,280,235	3.1
8	INDIAN HARBOR INS CO	36940	36,280,725	2.8
9	HOMEOWNERS CHOICE PROP & CAS INS CO	12944	35,322,843	2.7
10	SOUTHERN FIDELITY INS CO INC	10136	30,734,018	2.4
11	GENERAL SECURITY IND CO OF AZ	20559	27,896,374	2.2
12	SOUTHERN OAK INS CO	12247	26,302,282	2.0
13	SOUTHERN FIDELITY PROP & CAS INC	14166	26,294,561	2.0
14	LIBERTY MUT FIRE INS CO	23035	26,227,227	2.0
15	PEOPLES TRUST INS CO	13125	24,613,223	1.9
HOMEOWNERS MULTIPLE PERIL, TOTAL PREMIUMS: \$8,772,206,245				
1	UNIVERSAL PROP & CAS INS	10861	741,441,098	8.5
2	STATE FARM FL INS CO	10739	613,803,081	7.0
3	CITIZENS PROP INS CORP	10064	503,904,885	5.7
4	FEDERATED NATL INS CO	10790	407,770,923	4.6
5	HOMEOWNERS CHOICE PROP & CAS INS CO	12944	361,786,396	4.1
6	HERITAGE PROP & CAS INS CO	14407	342,175,864	3.9
7	UNITED PROP & CAS INS CO	10969	276,784,460	3.2
8	FLORIDA PENINSULA INS CO	10132	261,625,851	3.0
9	UNITED SERV AUTOMOBILE ASSN	25941	259,350,052	3.0
10	PEOPLES TRUST INS CO	13125	257,649,935	2.9
11	SECURITY FIRST INS CO	10117	246,268,563	2.8
12	ST JOHNS INS CO INC	11844	235,990,008	2.7
13	TOWER HILL PRIME INS CO	11027	212,516,145	2.4
14	FIRST PROTECTIVE INS CO	10897	205,309,777	2.3
15	FEDERAL INS CO	20281	175,199,149	2.0
INLAND MARINE, TOTAL PREMIUMS: \$1,210,052,226				
1	CONTINENTAL CAS CO	20443	193,349,419	16.0
2	LIBERTY MUT INS CO	23043	55,704,506	4.6
3	LIBERTY INS UNDERWRITERS INC	19917	49,940,959	4.1
4	AMERICAN ZURICH INS CO	40142	44,093,442	3.6
5	FEDERAL INS CO	20281	35,051,393	2.9
6	AMERICAN HOME ASSUR CO	19380	33,353,298	2.8

SOURCE: NAIC ANNUAL STATEMENT, STATE PAGE

TOP 15 PROPERTY AND CASUALTY COMPANIES, BY LINE OF BUSINESS

CALENDAR YEAR 2015

PURSUANT TO SECTION 624.313(1)(f), F.S.

RANK	COMPANY	NAIC COMPANY CODE	DIRECT PREMIUMS WRITTEN (\$)	MARKET SHARE (%)
INLAND MARINE, TOTAL PREMIUMS: \$1,210,052,226				
7	STATE FARM FL INS CO	10739	32,621,195	2.7
8	FACTORY MUT INS CO	21482	31,363,232	2.6
9	PROGRESSIVE AMER INS CO	24252	31,294,499	2.6
10	NEW HAMPSHIRE INS CO	23841	30,213,536	2.5
11	AMERICAN BANKERS INS CO OF FL	10111	28,551,293	2.4
12	TRANSAMERICA CAS INS CO	10952	27,231,136	2.3
13	OLD REPUBLIC INS CO	24147	19,962,188	1.6
14	AGCS MARINE INS CO	22837	19,593,410	1.6
15	JEWELERS MUT INS CO	14354	19,522,757	1.6
MEDICAL PROFESSIONAL LIABILITY, TOTAL PREMIUMS: \$572,191,016				
1	DOCTORS CO AN INTERINS EXCH	34495	120,626,185	21.1
2	MAG MUT INS CO	42617	55,452,602	9.7
3	MEDICAL PROTECTIVE CO	11843	48,058,094	8.4
4	THE HLTHCARE UNDERWRITING CO RRG	10152	32,947,818	5.8
5	FD INS CO	12441	25,188,701	4.4
6	PROASSURANCE CAS CO	38954	16,916,331	3.0
7	LEXINGTON INS CO	19437	14,811,208	2.6
8	MEDMAL DIRECT INS CO	13793	13,266,621	2.3
9	AMERICAN CAS CO OF READING PA	20427	11,867,784	2.1
10	EVANSTON INS CO	35378	10,839,113	1.9
11	NATIONAL FIRE & MARINE INS CO	20079	9,233,231	1.6
12	SAMARITAN RRG INC	12511	8,897,271	1.6
13	CONTINENTAL CAS CO	20443	8,325,730	1.5
14	MEDICUS INS CO	12754	7,834,711	1.4
15	LANCET IND RRG INC	13014	6,483,146	1.1
MORTGAGE GUARANTY, TOTAL PREMIUMS: \$237,759,749				
1	RADIAN GUAR INC	33790	64,549,124	27.1
2	MORTGAGE GUAR INS CORP	29858	51,835,342	21.8
3	GENWORTH MORTGAGE INS CORP	38458	38,079,807	16.0
4	UNITED GUAR RESIDENTIAL INS CO	15873	36,797,374	15.5
5	ESSENT GUAR INC	13634	21,326,879	9.0
6	REPUBLIC MORTGAGE INS CO	28452	13,104,030	5.5
7	ARCH MORTGAGE INS CO	40266	5,256,351	2.2
8	NATIONAL MORTGAGE INS CORP	13695	3,596,419	1.5
9	MGIC IND CORP	18740	3,002,766	1.3
10	UNITED GUAR MORTGAGE IND CO	26999	205,088	0.1
11	ARCH MORTGAGE GUAR CO	18732	6,569	0.0
MULTIPLE PERIL CROP, TOTAL PREMIUMS: \$82,588,267				
1	AMERICAN AGRI BUSINESS INS CO	12548	17,014,830	20.6
2	GREAT AMER INS CO	16691	16,631,407	20.1
3	ACE PROP & CAS INS CO	20699	15,279,787	18.5
4	AGRI GEN INS CO	42757	12,114,730	14.7
5	PRODUCERS AGRICULTURE INS CO	34312	10,010,161	12.1
6	RURAL COMM INS CO	39039	5,912,251	7.2
7	NAU COUNTRY INS CO	25240	4,376,696	5.3
8	GUIDEONE MUT INS CO	15032	886,603	1.1
9	FMH AG RISK INS CO	36781	134,280	0.2
10	STATE FARM FIRE & CAS CO	25143	122,151	0.1
11	ACCEPTANCE IND INS CO	20010	105,371	0.1
OCEAN MARINE, TOTAL PREMIUMS: \$313,911,721				
1	NATIONAL LIAB & FIRE INS CO	20052	37,075,819	11.8
2	NATIONAL UNION FIRE INS CO OF PITTS	19445	31,956,407	10.2
3	XL SPECIALTY INS CO	37885	21,542,267	6.9
4	TRAVELERS PROP CAS CO OF AMER	25674	21,034,962	6.7

SOURCE: NAIC ANNUAL STATEMENT, STATE PAGE

TOP 15 PROPERTY AND CASUALTY COMPANIES, BY LINE OF BUSINESS

CALENDAR YEAR 2015

PURSUANT TO SECTION 624.313(1)(f), F.S.

RANK	COMPANY	NAIC COMPANY CODE	DIRECT PREMIUMS WRITTEN (\$)	MARKET SHARE (%)
OCEAN MARINE, TOTAL PREMIUMS: \$313,911,721				
5	ACE AMER INS CO	22667	17,752,772	5.7
6	GEICO MARINE INS CO	37923	16,501,889	5.3
7	SEVEN SEAS INS CO INC	37672	16,287,927	5.2
8	FEDERAL INS CO	20281	15,027,005	4.8
9	ATLANTIC SPECIALTY INS CO	27154	14,714,164	4.7
10	GREAT AMER INS CO	16691	9,490,527	3.0
11	STARR IND & LIAB CO	38318	8,900,589	2.8
12	NAVIGATORS INS CO	42307	8,466,180	2.7
13	AIG PROP CAS CO	19402	7,983,733	2.5
14	AGCS MARINE INS CO	22837	7,632,263	2.4
15	MARKEL AMER INS CO	28932	6,126,681	2.0
OTHER LIABILITY, TOTAL PREMIUMS: \$4,493,712,573				
1	AMERICAN BANKERS INS CO OF FL	10111	1,165,363,582	25.9
2	ACE AMER INS CO	22667	148,047,261	3.3
3	CONTINENTAL CAS CO	20443	114,638,319	2.6
4	FEDERAL INS CO	20281	84,768,232	1.9
5	SOUTHERN OWNERS INS CO	10190	83,816,333	1.9
6	SCOTTSDALE INS CO	41297	68,706,846	1.5
7	LEXINGTON INS CO	19437	66,073,044	1.5
8	ZURICH AMER INS CO	16535	65,848,909	1.5
9	NATIONAL UNION FIRE INS CO OF PITTS	19445	62,926,238	1.4
10	AIG SPECIALTY INS CO	26883	55,799,497	1.2
11	COMMERCE & INDUSTRY INS CO	19410	40,799,250	0.9
12	EVANSTON INS CO	35378	36,861,429	0.8
13	TRAVELERS CAS & SURETY CO OF AMER	31194	36,056,913	0.8
14	STATE FARM FL INS CO	10739	35,416,756	0.8
15	NAUTILUS INS CO	17370	34,836,482	0.8
PRIVATE CROP, TOTAL PREMIUMS: \$425,442				
1	RURAL COMM INS CO	39039	187,314	44.0
2	HUDSON INS CO	25054	81,271	19.1
3	GUIDEONE MUT INS CO	15032	60,272	14.2
4	NAU COUNTRY INS CO	25240	40,271	9.5
5	PRODUCERS AGRICULTURE INS CO	34312	38,973	9.2
6	GREAT AMER INS CO	16691	9,422	2.2
7	AMERICAN AGRI BUSINESS INS CO	12548	7,516	1.8
8	ACE PROP & CAS INS CO	20699	914	0.2
9	STARR IND & LIAB CO	38318	-511	-0.1
PRIVATE PASSENGER AUTO, TOTAL PREMIUMS: \$15,772,546,134				
1	STATE FARM MUT AUTO INS CO	25178	2,580,092,747	16.4
2	GEICO GEN INS CO	35882	1,859,971,114	11.8
3	PROGRESSIVE AMER INS CO	24252	1,186,031,965	7.5
4	PROGRESSIVE SELECT INS CO	10192	975,401,473	6.2
5	GEICO IND CO	22055	967,427,659	6.1
6	ALLSTATE FIRE & CAS INS CO	29688	925,415,899	5.9
7	GOVERNMENT EMPLOYEES INS CO	22063	522,780,528	3.3
8	UNITED SERV AUTOMOBILE ASSN	25941	416,668,370	2.6
9	ALLSTATE INS CO	19232	400,589,058	2.5
10	USAA CAS INS CO	25968	309,829,459	2.0
11	INFINITY AUTO INS CO	11738	280,544,043	1.8
12	WINDHAVEN INS CO	12541	268,184,849	1.7
13	SECURITY NATL INS CO	33120	245,761,653	1.6
14	SAFECO INS CO OF IL	39012	236,309,181	1.5
15	DIRECT GEN INS CO	42781	210,668,309	1.3

SOURCE: NAIC ANNUAL STATEMENT, STATE PAGE

TOP 15 PROPERTY AND CASUALTY COMPANIES, BY LINE OF BUSINESS

CALENDAR YEAR 2015

PURSUANT TO SECTION 624.313(1)(f), F.S.

RANK	COMPANY	NAIC COMPANY CODE	DIRECT PREMIUMS WRITTEN (\$)	MARKET SHARE (%)
PRODUCTS LIABILITY, TOTAL PREMIUMS: \$209,080,582				
1	HARTFORD FIRE IN CO	19682	10,373,096	5.0
2	NATIONAL TRUST INS CO	20141	9,574,445	4.6
3	FEDERAL INS CO	20281	9,019,471	4.3
4	COLONY INS CO	39993	6,282,945	3.0
5	FCCI INS CO	10178	6,075,049	2.9
6	AMERISURE INS CO	19488	5,919,688	2.8
7	GREAT AMER E&S INS CO	37532	5,725,870	2.7
8	AMERISURE MUT INS CO	23396	5,543,652	2.7
9	EVANSTON INS CO	35378	5,377,613	2.6
10	FIRST MERCURY INS CO	10657	4,520,060	2.2
11	ENDURANCE AMER SPECIALTY INS CO	41718	4,447,690	2.1
12	WESTERN WORLD INS CO	13196	3,970,826	1.9
13	MID CONTINENT CAS CO	23418	3,754,560	1.8
14	WESCO INS CO	25011	3,162,383	1.5
15	LIBERTY MUT FIRE INS CO	23035	3,097,270	1.5
SURETY, TOTAL PREMIUMS: \$355,920,157				
1	TRAVELERS CAS & SURETY CO OF AMER	31194	54,358,906	15.3
2	LIBERTY MUT INS CO	23043	33,746,068	9.5
3	FIDELITY & DEPOSIT CO OF MD	39306	27,114,850	7.6
4	WESTERN SURETY CO	13188	19,470,643	5.5
5	WESTCHESTER FIRE INS CO	10030	13,515,993	3.8
6	FEDERAL INS CO	20281	13,340,993	3.7
7	BERKLEY INS CO	32603	12,901,410	3.6
8	ARCH INS CO	11150	8,917,182	2.5
9	GREAT AMER INS CO	16691	7,610,236	2.1
10	INTERNATIONAL FIDELITY INS CO	11592	7,345,535	2.1
11	HARTFORD FIRE IN CO	19682	7,064,588	2.0
12	ATLANTIC SPECIALTY INS CO	27154	6,838,401	1.9
13	TRAVELERS CAS & SURETY CO	19038	5,569,491	1.6
14	OHIO CAS INS CO	24074	5,264,710	1.5
15	DEVELOPERS SURETY & IND CO	12718	4,803,983	1.3
WARRANTY, TOTAL PREMIUMS: \$444,037,477				
1	COURTESY INS CO	26492	245,953,907	55.4
2	WESCO INS CO	25011	27,192,425	6.1
3	CONTINENTAL INS CO	35289	22,306,368	5.0
4	MIC PROP & CAS INS CORP	38601	19,498,742	4.4
5	DEALERS ASSUR CO	16705	17,897,299	4.0
6	MOTORS INS CORP	22012	17,823,530	4.0
7	UNIVERSAL UNDERWRITERS INS CO	41181	15,899,960	3.6
8	TOYOTA MOTOR INS CO	37621	15,802,839	3.6
9	ZALE IND CO	30325	11,176,760	2.5
10	LYNDON PROP INS CO	35769	10,094,578	2.3
11	AMERICAN ROAD INS CO	19631	8,288,192	1.9
12	OLD UNITED CAS CO	37060	8,075,124	1.8
13	HERITAGE IND CO	39527	6,465,053	1.5
14	CIM INS CORP	22004	6,209,310	1.4
15	FIRST COLONIAL INS CO	29980	4,551,683	1.0
WORKERS' COMPENSATION, TOTAL PREMIUMS: \$2,625,529,981				
1	BRIDGEFIELD EMPLOYERS INS CO	10701	245,657,970	9.4
2	TECHNOLOGY INS CO INC	42376	145,699,790	5.5
3	FCCI INS CO	10178	138,233,958	5.3
4	ZENITH INS CO	13269	133,397,033	5.1
5	ASSOCIATED INDUSTRIES INS CO INC	23140	96,887,294	3.7

SOURCE: NAIC ANNUAL STATEMENT, STATE PAGE

TOP 15 PROPERTY AND CASUALTY COMPANIES, BY LINE OF BUSINESS

CALENDAR YEAR 2015

PURSUANT TO SECTION 624.313(1)(f), F.S.

RANK	COMPANY	NAIC COMPANY CODE	DIRECT PREMIUMS WRITTEN (\$)	MARKET SHARE (%)
WORKERS' COMPENSATION, TOTAL PREMIUMS: \$2,625,529,981				
6	RETAILFIRST INS CO	10700	83,770,106	3.2
7	AMERISURE INS CO	19488	67,599,098	2.6
8	FFVA MUT INS CO	10385	66,976,625	2.6
9	COMP OPTIONS INS CO INC	10834	65,076,851	2.5
10	AMERICAN ZURICH INS CO	40142	58,031,691	2.2
11	GUARANTEE INS CO	11398	57,161,786	2.2
12	ZURICH AMER INS CO	16535	52,755,134	2.0
13	TWIN CITY FIRE INS CO CO	29459	51,713,921	2.0
14	CHARTER OAK FIRE INS CO	25615	45,496,819	1.7
15	TRAVELERS IND CO OF AMER	25666	44,518,662	1.7

LICENSED TITLE COMPANIES
CALENDAR YEAR 2015
PURSUANT TO SECTION 624.313(1)(f), F.S.

RANK	COMPANY	NAIC COMPANY CODE	DIRECT PREMIUMS WRITTEN (\$)	MARKET SHARE (%)
1	OLD REPUBLIC NATL TITLE INS CO	50520	404,083,661	32.1
2	FIRST AMER TITLE INS CO	50814	259,818,239	20.7
3	CHICAGO TITLE INS CO	50229	176,526,663	14.0
4	FIDELITY NATL TITLE INS CO	51586	129,828,480	10.3
5	STEWART TITLE GUAR CO	50121	76,457,671	6.1
6	WESTCOR LAND TITLE INS CO	50050	68,070,855	5.4
7	COMMONWEALTH LAND TITLE INS CO	50083	36,195,366	2.9
8	WFG NATL TITLE INS CO	51152	27,659,015	2.2
9	NORTH AMER TITLE INS CO	50130	23,420,815	1.9
10	TITLE RESOURCES GUAR CO	50016	22,793,427	1.8
11	ALLIANT NATL TITLE INS CO INC	12309	19,987,049	1.6
12	PREMIER LAND TITLE INS CO	50026	5,930,753	0.5
13	NATIONAL TITLE INS OF NY INC	51020	4,350,538	0.3
14	ENTITLE INS CO	51632	957,032	0.1
15	INVESTORS TITLE INS CO	50369	881,153	0.1
	FLORIDA TOTAL		1,256,960,717	100.0

SOURCE: NAIC ANNUAL STATEMENT, SCHEDULE T

TOP 35 LIFE, ACCIDENT AND HEALTH COMPANIES, BY PRODUCT TYPE

CALENDAR YEAR 2015

PURSUANT TO SECTION 624.313(1)(f), F.S.

RANK	COMPANY	NAIC COMPANY CODE	DIRECT PREMIUMS WRITTEN (\$)	MARKET SHARE (%)
ACCIDENT AND HEALTH INSURANCE, TOTAL PREMIUMS: \$61,615,418,236				
1	BCBS OF FL	98167	8,788,204,060	14.3
2	HUMANA MEDICAL PLAN INC	95270	8,018,934,444	13.0
3	UNITEDHEALTHCARE INS CO	79413	5,327,209,563	8.6
4	WELLCARE OF FL INC	95081	3,555,674,429	5.8
5	UNITED HLTHCARE OF FL INC	95264	3,263,427,112	5.3
6	SUNSHINE STATE HLTH PLAN INC	13148	3,132,706,122	5.1
7	HEALTH OPTIONS INC	95089	2,026,839,258	3.3
8	CAREPLUS HLTH PLANS INC	95092	1,754,018,668	2.8
9	AETNA HLTH INC FL CORP	95088	1,632,318,618	2.6
10	HUMANA INS CO	73288	1,508,541,284	2.4
11	AMERIGROUP FL INC	95093	1,309,626,197	2.1
12	COVENTRY HLTH CARE OF FL INC	95114	1,288,504,151	2.1
13	MOLINA HLTHCARE OF FL INC	13128	1,223,724,295	2.0
14	CIGNA HLTH & LIFE INS CO	67369	1,130,338,350	1.8
15	AETNA LIFE INS CO	60054	1,070,279,781	1.7
16	SIMPLY HLTHCARE PLANS INC	13726	986,471,542	1.6
17	FLORIDA TRUE HLTH INC	14378	941,971,054	1.5
18	HEALTHSPRING OF FL INC	11532	879,260,268	1.4
19	AVMED INC	95263	819,443,003	1.3
20	FREEDOM HLTH INC	10119	770,929,020	1.3
21	PREFERRED CARE PARTNERS INC	11176	741,472,407	1.2
22	CAPITAL HLTH PLAN INC	95112	714,736,611	1.2
23	HEALTH SUN HLTH PLANS	10122	695,673,043	1.1
24	NEIGHBORHOOD HLTH PARTNERSHIP INC	95123	528,412,163	0.9
25	MEDICA HLTHCARE PLANS INC	12155	524,160,670	0.9
26	FLORIDA MHS INC	14447	434,987,175	0.7
27	HEALTH FIRST HLTH PLANS INC	95019	421,525,130	0.7
28	OPTIMUM HLTHCARE INC	12259	415,771,293	0.7
29	METROPOLITAN LIFE INS CO	65978	380,810,469	0.6
30	COVENTRY HLTH PLAN OF FL INC	95266	372,746,728	0.6
31	FLORIDA HLTH CARE PLAN INC	13567	350,332,361	0.6
32	TIME INS CO	69477	331,977,826	0.5
33	AMERICAN FAMILY LIFE ASSUR CO OF COL	60380	319,174,627	0.5
34	BETTER HLTH INC	15480	268,049,800	0.4
35	HUMANA HLTH INS CO OF FL INC	69671	264,458,193	0.4
ANNUITY CONSIDERATIONS, TOTAL PREMIUMS: \$18,850,025,813				
1	JACKSON NATL LIFE INS CO	65056	1,599,773,889	8.5
2	LINCOLN NATL LIFE INS CO	65676	1,416,618,456	7.5
3	AMERICAN GEN LIFE INS CO	60488	1,278,812,199	6.8
4	VARIABLE ANN LIFE INS CO	70238	799,165,149	4.2
5	ALLIANZ LIFE INS CO OF N AMER	90611	795,389,221	4.2
6	AXA EQUITABLE LIFE INS CO	62944	713,202,846	3.8
7	VOYA RETIREMENT INS & ANN CO	86509	660,854,758	3.5
8	PRUCO LIFE INS CO	79227	660,501,621	3.5
9	AMERICAN EQUITY INVEST LIFE INS CO	92738	648,532,190	3.4
10	NEW YORK LIFE INS & ANN CORP	91596	642,806,434	3.4
11	FORETHOUGHT LIFE INS CO	91642	633,416,961	3.4
12	TRANSAMERICA LIFE INS CO	86231	607,295,793	3.2
13	METLIFE INS CO USA	87726	520,816,387	2.8
14	PACIFIC LIFE INS CO	67466	427,622,348	2.3
15	GREAT W LIFE & ANN INS CO	68322	380,255,657	2.0
16	SYMETRA LIFE INS CO	68608	372,310,951	2.0
17	GREAT AMER LIFE INS CO	63312	353,034,855	1.9

SOURCE: NAIC ANNUAL STATEMENT, SCHEDULE T

TOP 35 LIFE, ACCIDENT AND HEALTH COMPANIES, BY PRODUCT TYPE

CALENDAR YEAR 2015

PURSUANT TO SECTION 624.313(1)(f), F.S.

RANK	COMPANY	NAIC COMPANY CODE	DIRECT PREMIUMS WRITTEN (\$)	MARKET SHARE (%)
ANNUITY CONSIDERATIONS, TOTAL PREMIUMS: \$18,850,025,813				
18	RIVERSOURCE LIFE INS CO	65005	332,328,118	1.8
19	TEACHERS INS & ANN ASSOC OF AMER	69345	319,827,649	1.7
20	MIDLAND NATL LIFE INS CO	66044	315,710,564	1.7
21	PRINCIPAL LIFE INS CO	61271	281,975,759	1.5
22	SECURITY BENEFIT LIFE INS CO	68675	279,021,773	1.5
23	MASSACHUSETTS MUT LIFE INS CO	65935	249,586,144	1.3
24	METROPOLITAN LIFE INS CO	65978	236,649,936	1.3
25	PRUDENTIAL INS CO OF AMER	68241	212,468,343	1.1
26	OHIO NATL LIFE INS CO	67172	204,324,713	1.1
27	FIDELITY INVESTMENTS LIFE INS CO	93696	179,543,543	1.0
28	FIDELITY & GUAR LIFE INS CO	63274	174,949,301	0.9
29	ATHENE ANN & LIFE CO	61689	174,839,591	0.9
30	PROTECTIVE LIFE INS CO	68136	157,614,459	0.8
31	GUARDIAN INS & ANN CO INC	78778	150,158,730	0.8
32	NORTHWESTERN MUT LIFE INS CO	67091	136,627,268	0.7
33	EQUITRUST LIFE INS CO	62510	135,444,400	0.7
34	NORTH AMER CO LIFE & HLTH INS	66974	134,010,541	0.7
35	VOYA INS & ANN CO	80942	130,772,447	0.7
DEPOSIT-TYPE CONTRACTS, TOTAL PREMIUMS: \$1,585,585,050				
1	PRINCIPAL LIFE INS CO	61271	416,462,701	26.3
2	PRUDENTIAL RETIREMENT INS & ANN CO	93629	403,972,252	25.5
3	MASSACHUSETTS MUT LIFE INS CO	65935	243,551,309	15.4
4	HARTFORD LIFE INS CO	88072	192,270,547	12.1
5	KNIGHTS OF COLUMBUS	58033	40,894,528	2.6
6	AETNA LIFE INS CO	60054	39,979,734	2.5
7	PHOENIX LIFE INS CO	67814	25,999,266	1.6
8	MINNESOTA LIFE INS CO	66168	22,114,197	1.4
9	AMERICAN GEN LIFE INS CO	60488	20,944,757	1.3
10	SYMETRA LIFE INS CO	68608	16,431,605	1.0
11	PRUDENTIAL INS CO OF AMER	68241	16,306,153	1.0
12	UNITED OF OMAHA LIFE INS CO	69868	15,624,595	1.0
13	NEW YORK LIFE INS & ANN CORP	91596	14,847,353	0.9
14	ELCO MUT LIFE & ANN	84174	14,371,013	0.9
15	TEACHERS INS & ANN ASSOC OF AMER	69345	12,671,999	0.8
16	AMERICAN NATL INS CO	60739	6,664,144	0.4
17	EQUITRUST LIFE INS CO	62510	5,993,382	0.4
18	ATHENE ANN & LIFE CO	61689	5,103,893	0.3
19	INTEGRITY LIFE INS CO	74780	4,109,345	0.3
20	NORTHWESTERN MUT LIFE INS CO	67091	4,006,539	0.3
21	NORTH AMER CO LIFE & HLTH INS	66974	3,673,894	0.2
22	PRUCO LIFE INS CO	79227	3,385,341	0.2
23	OHIO NATL LIFE INS CO	67172	3,114,848	0.2
24	PACIFIC LIFE INS CO	67466	2,877,067	0.2
25	AMERITAS LIFE INS CORP	61301	2,868,456	0.2
26	BALTIMORE LIFE INS CO	61212	2,754,300	0.2
27	USAA LIFE INS CO	69663	2,687,485	0.2
28	TIAA CREF LIFE INS CO	60142	2,684,887	0.2
29	PROTECTIVE LIFE INS CO	68136	2,564,887	0.2
30	GUGGENHEIM LIFE & ANN CO	83607	2,279,017	0.1
31	AMERICAN UNITED LIFE INS CO	60895	1,944,915	0.1
32	PENN MUT LIFE INS CO	67644	1,700,437	0.1
33	PRUDENTIAL ANN LIFE ASSUR CORP	86630	1,689,457	0.1
34	WOODMEN WORLD LIFE INS SOC	57320	1,494,234	0.1

SOURCE: NAIC ANNUAL STATEMENT, SCHEDULE T

TOP 35 LIFE, ACCIDENT AND HEALTH COMPANIES, BY PRODUCT TYPE

CALENDAR YEAR 2015

PURSUANT TO SECTION 624.313(1)(f), F.S.

RANK	COMPANY	NAIC COMPANY CODE	DIRECT PREMIUMS WRITTEN (\$)	MARKET SHARE (%)
DEPOSIT-TYPE CONTRACTS, TOTAL PREMIUMS: \$1,585,585,050				
35	RIVERSOURCE LIFE INS CO	65005	1,395,276	0.1
LIFE INSURANCE, TOTAL PREMIUMS: \$8,945,212,569				
1	NORTHWESTERN MUT LIFE INS CO	67091	605,862,360	6.8
2	LINCOLN NATL LIFE INS CO	65676	439,801,381	4.9
3	METROPOLITAN LIFE INS CO	65978	386,207,906	4.3
4	MASSACHUSETTS MUT LIFE INS CO	65935	374,312,185	4.2
5	JOHN HANCOCK LIFE INS CO USA	65838	352,049,375	3.9
6	NEW YORK LIFE INS CO	66915	292,597,967	3.3
7	TRANSAMERICA LIFE INS CO	86231	278,332,238	3.1
8	GUARDIAN LIFE INS CO OF AMER	64246	247,760,773	2.8
9	MINNESOTA LIFE INS CO	66168	230,888,482	2.6
10	AMERICAN GEN LIFE INS CO	60488	225,898,485	2.5
11	PRUCO LIFE INS CO	79227	221,873,830	2.5
12	PRUDENTIAL INS CO OF AMER	68241	220,365,709	2.5
13	STATE FARM LIFE INS CO	69108	219,786,799	2.5
14	METLIFE INS CO USA	87726	192,908,866	2.2
15	PACIFIC LIFE INS CO	67466	178,296,178	2.0
16	AXA EQUITABLE LIFE INS CO	62944	168,742,734	1.9
17	NEW YORK LIFE INS & ANN CORP	91596	143,869,676	1.6
18	PRIMERICA LIFE INS CO	65919	140,491,000	1.6
19	MIDLAND NATL LIFE INS CO	66044	133,361,902	1.5
20	UNITED OF OMAHA LIFE INS CO	69868	123,759,899	1.4
21	LINCOLN BENEFIT LIFE CO	65595	108,355,717	1.2
22	PROTECTIVE LIFE INS CO	68136	98,934,673	1.1
23	RELIASTAR LIFE INS CO	67105	91,138,623	1.0
24	NATIONWIDE LIFE INS CO	66869	84,573,828	0.9
25	US BR SUN LIFE ASSUR CO OF CANADA	80802	79,036,593	0.9
26	TRANSAMERICA PREMIER LIFE INS CO	66281	76,670,097	0.9
27	SECURITY LIFE OF DENVER INS CO	68713	75,440,179	0.8
28	NORTH AMER CO LIFE & HLTH INS	66974	74,515,253	0.8
29	GREAT W LIFE & ANN INS CO	68322	74,423,704	0.8
30	GENWORTH LIFE & ANN INS CO	65536	73,801,866	0.8
31	LIFE INS CO OF N AMER	65498	67,875,315	0.8
32	BANNER LIFE INS CO	94250	67,074,541	0.7
33	JACKSON NATL LIFE INS CO	65056	66,954,188	0.7
34	PRINCIPAL LIFE INS CO	61271	66,047,521	0.7
35	USAA LIFE INS CO	69663	65,590,776	0.7
OTHER CONSIDERATIONS, TOTAL PREMIUMS: \$3,699,001,182				
1	NATIONWIDE LIFE INS CO	66869	1,081,433,006	29.2
2	JOHN HANCOCK LIFE INS CO USA	65838	806,745,522	21.8
3	TRANSAMERICA FINANCIAL LIFE INS CO	70688	561,060,788	15.2
4	NATIONWIDE LIFE & ANN INS CO	92657	220,216,742	6.0
5	MASSACHUSETTS MUT LIFE INS CO	65935	194,192,585	5.2
6	TRANSAMERICA LIFE INS CO	86231	193,670,632	5.2
7	PRUDENTIAL INS CO OF AMER	68241	143,029,604	3.9
8	MUTUAL OF AMER LIFE INS CO	88668	116,370,294	3.1
9	HARTFORD LIFE INS CO	88072	100,508,561	2.7
10	MINNESOTA LIFE INS CO	66168	82,979,418	2.2
11	STANDARD INS CO	69019	79,748,554	2.2
12	PENN MUT LIFE INS CO	67644	35,883,634	1.0
13	NEW YORK LIFE INS CO	66915	27,604,234	0.7
14	METROPOLITAN LIFE INS CO	65978	13,741,532	0.4
15	OHIO NATL LIFE INS CO	67172	12,736,127	0.3
16	AXA EQUITABLE LIFE INS CO	62944	9,028,116	0.2

SOURCE: NAIC ANNUAL STATEMENT, SCHEDULE T

TOP 35 LIFE, ACCIDENT AND HEALTH COMPANIES, BY PRODUCT TYPE

CALENDAR YEAR 2015

PURSUANT TO SECTION 624.313(1)(f), F.S.

RANK	COMPANY	NAIC COMPANY CODE	DIRECT PREMIUMS WRITTEN (\$)	MARKET SHARE (%)
OTHER CONSIDERATIONS, TOTAL PREMIUMS: \$3,699,001,182				
17	HARTFORD LIFE & ANN INS CO	71153	7,745,347	0.2
18	METLIFE INS CO USA	87726	7,000,000	0.2
19	VOYA RETIREMENT INS & ANN CO	86509	4,420,126	0.1
20	GUARDIAN INS & ANN CO INC	78778	436,051	0.0
21	TRANSAMERICA PREMIER LIFE INS CO	66281	201,023	0.0
22	UNITED OF OMAHA LIFE INS CO	69868	150,201	0.0
23	PRUDENTIAL RETIREMENT INS & ANN CO	93629	47,504	0.0
24	GLENER LIFE INS SOCIETY	56154	37,896	0.0
25	HARTFORD LIFE & ACCIDENT INS CO	70815	12,172	0.0
26	AMERICAN MATURITY LIFE INS CO	81213	3,100	0.0
27	PRINCIPAL LIFE INS CO	61271	-1,587	-0.0

AUTHORIZED FLORIDA INSURER FINANCIAL ABSTRACTS BY NAIC STATEMENT TYPE

PURSUANT TO SECTION 624.315(1)(a), F.S.

FRATERNAL		TOTAL FLORIDA DIRECT WRITTEN PREMIUMS:			\$393,927,213
COMPANY	DOMICILE	NET ADMITTED ASSETS	LIABILITIES	CAPITAL AND SURPLUS	FL DIRECT WRITTEN PREMIUM
ASSURED LIFE ASSN	FOREIGN	\$57,886,892	\$45,082,117	\$12,804,775	\$286,989
BAPTIST LIFE ASSN	FOREIGN	\$30,704,206	\$29,462,172	\$1,242,034	\$33,471
CATHOLIC ASSN OF FORESTERS	FOREIGN	\$12,726,527	\$6,992,838	\$5,733,689	\$2,282
CATHOLIC FINANCIAL LIFE	FOREIGN	\$1,378,099,759	\$1,320,497,146	\$57,602,613	\$309,610
CATHOLIC HOLY FAMILY SOCIETY	FOREIGN	\$135,805,187	\$130,796,269	\$5,008,918	\$238,509
CATHOLIC LIFE INS	FOREIGN	\$1,101,409,153	\$1,017,685,058	\$83,724,095	\$11,471
CROATIAN FRATERNAL UNION OF AMER	FOREIGN	\$456,686,822	\$420,044,868	\$36,641,954	\$177,064
CSA FRATERNAL LIFE	FOREIGN	\$139,818,733	\$136,273,086	\$3,545,648	\$645,270
EVERENCE ASSN INC	FOREIGN	\$423,410,577	\$320,788,354	\$102,622,224	\$1,748,191
FIRST CATH SLOVAK LADIES ASSN USA	FOREIGN	\$815,628,609	\$719,966,222	\$95,662,388	\$407,811
FIRST CATH SLOVAK UNION OF US & CN	FOREIGN	\$366,868,306	\$340,470,890	\$26,397,416	\$884,405
GBU FINANCIAL LIFE	FOREIGN	\$1,872,364,567	\$1,742,677,724	\$129,686,843	\$5,877,256
GLENER LIFE INS SOCIETY	FOREIGN	\$1,332,942,696	\$1,245,021,206	\$87,921,490	\$1,652,422
GREEK CATHOLIC UNION OF THE USA	FOREIGN	\$1,354,927,436	\$1,264,187,700	\$90,739,736	\$5,837,961
INDEPENDENT ORDER OF FORESTERS US BR	ALIEN	\$3,067,173,617	\$2,932,596,897	\$134,576,720	\$35,725,432
KNIGHTS OF COLUMBUS	FOREIGN	\$22,217,031,608	\$20,377,458,777	\$1,839,572,831	\$73,860,709
LOYAL CHRISTIAN BENEFIT ASSN	FOREIGN	\$182,904,316	\$177,757,674	\$5,146,642	\$164,681
MODERN WOODMEN OF AMER	FOREIGN	\$14,754,514,321	\$13,163,262,800	\$1,591,251,521	\$36,751,867
NATIONAL SLOVAK SOCIETY OF THE USA	FOREIGN	\$907,047,901	\$870,889,890	\$36,158,023	\$9,177,054
ORDER OF UNITED COMMERCIAL TRAVELERS	FOREIGN	\$18,687,312	\$9,264,194	\$9,423,118	\$3,440,852
POLISH NATL ALLIANCE US OF NA	FOREIGN	\$431,839,499	\$414,675,223	\$17,164,276	\$218,094
POLISH NATL UNION OF AMER	FOREIGN	\$26,622,263	\$25,629,374	\$992,892	\$82,236
POLISH ROMAN CATHOLIC UNION OF AMER	FOREIGN	\$214,837,808	\$207,869,284	\$6,968,524	\$261,023
POLISH WOMENS ALLIANCE OF AMER	FOREIGN	\$52,980,040	\$53,996,943	(\$1,016,903)	\$15
ROYAL NEIGHBORS OF AMER	FOREIGN	\$971,981,498	\$769,475,503	\$202,505,995	\$10,318,120
SLOVENE NATL BENEFIT SOCIETY	FOREIGN	\$205,173,522	\$199,382,035	\$5,791,487	\$16,545
SONS OF NORWAY	FOREIGN	\$359,770,127	\$345,421,021	\$14,349,106	\$781,794
SUPREME COUNCIL THE ROYAL ARCANUM	FOREIGN	\$105,125,970	\$92,586,608	\$12,539,362	\$127,533
THRIVENT FINANCIAL FOR LUTHERANS	FOREIGN	\$80,112,484,699	\$72,985,988,381	\$7,126,496,319	\$155,660,570
TRAVELERS PROTECTIVE ASSN OF AMER	FOREIGN	\$14,825,459	\$1,806,179	\$13,019,280	\$1,367
UKRAINIAN NATL ASSN INC	FOREIGN	\$190,967,920	\$182,724,647	\$8,243,271	\$1,100,636
UNITED STATES LETTER CARRIERS MUT BE	FOREIGN	\$239,608,227	\$209,722,318	\$29,885,909	\$1,008,541
WILLIAM PENN ASSN	FOREIGN	\$377,434,477	\$351,487,681	\$25,946,797	\$7,181,307
WOMANS LIFE INS SOCIETY	FOREIGN	\$199,582,869	\$177,758,460	\$21,824,409	\$37,847
WOODMEN WORLD LIFE INS SOC	FOREIGN	\$10,676,069,158	\$9,502,779,202	\$1,173,289,956	\$39,853,885
WORKMENS BENEFIT FUND OF THE USA	FOREIGN	\$34,066,901	\$33,282,636	\$784,267	\$44,393

HEALTH		TOTAL FLORIDA DIRECT WRITTEN PREMIUMS:			\$49,034,370,057
COMPANY	DOMICILE	NET ADMITTED ASSETS	LIABILITIES	CAPITAL AND SURPLUS	FL DIRECT WRITTEN PREMIUM
ACCENDO INS CO	FOREIGN	\$14,292,010	\$4,571,597	\$9,720,413	\$0
ADVANTICA INS CO	FOREIGN	\$7,182,322	\$1,307,583	\$5,874,739	\$660,718
AETNA HLTH INC FL CORP	DOMESTIC	\$512,595,442	\$332,605,072	\$179,990,370	\$1,632,318,618
AETNA HLTH INS CO	FOREIGN	\$58,961,298	\$26,681,704	\$32,279,594	\$0
AIDS HLTHCARE FOUND MCO OF FL INC	DOMESTIC	\$18,946,968	\$16,122,866	\$2,824,102	\$111,335,129
AMERICAN SPECIALTY HLTH INS CO	FOREIGN	\$8,518,225	\$369,017	\$8,149,208	\$0
AMERIGROUP FL INC	DOMESTIC	\$208,392,920	\$132,708,449	\$75,684,471	\$1,309,626,197
AMFIRST INS CO	FOREIGN	\$47,379,658	\$6,088,506	\$41,291,152	\$102,968

SOURCE: NAIC ANNUAL STATEMENT – EXH. OF ASSETS; EXH. OF LIABILITIES, SURPLUS AND OTHER FUNDS; EXH. OF PREMIUMS WRITTEN (SCH. T)

AUTHORIZED FLORIDA INSURER FINANCIAL ABSTRACTS BY NAIC STATEMENT TYPE

PURSUANT TO SECTION 624.315(1)(a), F.S.

HEALTH		TOTAL FLORIDA DIRECT WRITTEN PREMIUMS: \$49,034,370,057			
COMPANY	DOMICILE	NET ADMITTED ASSETS	LIABILITIES	CAPITAL AND SURPLUS	FL DIRECT WRITTEN PREMIUM
AVMED INC	DOMESTIC	\$283,686,779	\$183,740,132	\$99,946,647	\$819,443,003
BANKERS RESERVE LIFE INS CO OF WI	FOREIGN	\$425,870,628	\$181,446,025	\$244,424,603	\$0
BCBS OF FL	DOMESTIC	\$5,612,215,589	\$3,770,092,711	\$1,842,122,878	\$8,788,204,060
BEHEALTHY FLORIDA INC	DOMESTIC	\$8,827,583	\$3,543,711	\$5,283,872	\$7,342,732
BETTER HLTH INC	DOMESTIC	\$50,674,076	\$35,460,144	\$15,213,932	\$268,049,800
BUPA INS CO	DOMESTIC	\$379,412,715	\$208,975,365	\$170,437,350	\$3,228
CAPITAL HLTH PLAN INC	DOMESTIC	\$467,814,828	\$103,682,091	\$364,132,737	\$714,736,611
CARE IMPROVEMENT PLUS S CENTRAL INS	FOREIGN	\$900,901,751	\$585,750,014	\$315,151,737	\$19,467,390
CAREPLUS HLTH PLANS INC	DOMESTIC	\$450,467,238	\$250,812,469	\$199,654,769	\$1,754,018,668
CELTIC INS CO	FOREIGN	\$139,895,927	\$101,707,136	\$38,188,792	\$5,800,846
CIGNA DENTAL HLTH OF FL INC	DOMESTIC	\$6,535,478	\$1,948,201	\$4,587,277	\$33,075,481
CIGNA HLTHCARE OF FL INC	DOMESTIC	\$4,331,998	\$469,012	\$3,862,986	\$1,330,655
COMPBENEFITS CO	DOMESTIC	\$28,446,878	\$12,381,315	\$16,065,563	\$108,325,951
COMPBENEFITS INS CO	FOREIGN	\$42,252,244	\$11,736,329	\$30,515,915	\$48,645,889
COVENTRY HLTH & LIFE INS CO	FOREIGN	\$1,699,669,908	\$750,322,620	\$949,347,288	\$7,707,348
COVENTRY HLTH CARE OF FL INC	DOMESTIC	\$515,702,973	\$387,035,478	\$128,667,495	\$1,288,504,151
COVENTRY HLTH PLAN OF FL INC	DOMESTIC	\$125,925,863	\$54,313,226	\$71,612,637	\$372,746,728
DELTA DENTAL INS CO	FOREIGN	\$224,795,125	\$122,048,782	\$102,746,343	\$219,907,783
DENTAL BENEFIT PROVIDERS OF IL INC	FOREIGN	\$3,970,786	\$1,093,790	\$2,876,996	\$1,979,771
DENTEGRA INS CO	FOREIGN	\$76,104,680	\$34,746,320	\$41,358,360	\$118,203
ENVISION INS CO	FOREIGN	\$332,771,467	\$281,649,433	\$51,122,035	\$5,346,591
FLORIDA HLTH CARE PLAN INC	DOMESTIC	\$115,760,678	\$40,295,257	\$75,465,421	\$350,332,361
FLORIDA HLTH SOLUTION HMO CO	DOMESTIC	\$4,104,866	\$1,389,712	\$2,715,154	\$247,850
FLORIDA MHS INC	DOMESTIC	\$122,902,399	\$83,668,062	\$39,234,336	\$434,987,175
FLORIDA TRUE HLTH INC	DOMESTIC	\$246,963,066	\$168,524,880	\$78,438,186	\$941,971,054
FREEDOM HLTH INC	DOMESTIC	\$134,980,950	\$101,314,601	\$33,666,349	\$770,929,020
FRESENIUS HLTH PLANS INS CO	FOREIGN	\$21,103,959	\$2,719,237	\$18,384,722	\$2,297
GROUP DENTAL SERV OF MD INC	FOREIGN	\$14,544,365	\$1,204,959	\$13,339,406	\$0
HCSC INS SERV CO	FOREIGN	\$560,231,724	\$335,240,034	\$224,991,690	\$0
HEALTH CARE SERV CORP A MUT LEGAL RE	FOREIGN	\$17,661,069,333	\$8,216,115,730	\$9,444,953,603	\$162,261,487
HEALTH FIRST COMMERCIAL PLANS INC	DOMESTIC	\$1,812,160	\$0	\$1,812,160	\$0
HEALTH FIRST HLTH PLANS INC	DOMESTIC	\$1,812,160	\$0	\$1,812,160	\$0
HEALTH FIRST HLTH PLANS INC	DOMESTIC	\$130,749,036	\$58,574,648	\$72,174,388	\$421,525,130
HEALTH FIRST INS INC	DOMESTIC	\$6,418,923	\$2,842,094	\$3,576,829	\$10,074,284
HEALTH OPTIONS INC	DOMESTIC	\$689,530,651	\$362,594,578	\$326,936,073	\$2,026,839,258
HEALTH SUN HLTH PLANS	DOMESTIC	\$130,135,068	\$99,379,531	\$30,755,537	\$695,673,043
HEALTHSPRING LIFE & HLTH INS CO INC	FOREIGN	\$613,953,794	\$286,576,831	\$327,376,963	\$6,330
HEALTHSPRING OF FL INC	DOMESTIC	\$144,088,350	\$81,809,788	\$62,278,562	\$879,260,268
HEALTHY PALM BEACHES INC	DOMESTIC	\$13,034,818	\$1,167,685	\$11,867,133	\$7,397,432
HUMANA HLTH INS CO OF FL INC	DOMESTIC	\$133,515,094	\$61,045,806	\$72,469,288	\$264,899,207
HUMANA INS CO	FOREIGN	\$6,583,312,265	\$2,941,226,223	\$3,642,086,042	\$1,511,771,219
HUMANA MEDICAL PLAN INC	DOMESTIC	\$2,013,781,856	\$1,330,710,666	\$683,071,190	\$8,018,934,444
HUMANADENTAL INS CO	FOREIGN	\$136,395,920	\$51,748,795	\$84,647,125	\$536,561
MEDCO CONTAINMENT LIFE INS CO	FOREIGN	\$910,670,995	\$624,373,589	\$286,297,406	\$17,906,086
MEDICA HLTH PLANS OF FL INC	DOMESTIC	\$8,472,393	\$593,500	\$7,878,893	(\$177,741)
MEDICA HLTHCARE PLANS INC	DOMESTIC	\$132,874,481	\$78,737,573	\$54,136,908	\$524,160,670
MOLINA HLTHCARE OF FL INC	DOMESTIC	\$632,839,958	\$495,880,686	\$136,959,272	\$1,223,724,295
NEIGHBORHOOD HLTH PARTNERSHIP INC	DOMESTIC	\$121,726,981	\$81,876,698	\$39,850,283	\$528,412,163
OPTIMUM HLTHCARE INC	DOMESTIC	\$73,656,151	\$47,739,894	\$25,916,257	\$415,771,293

SOURCE: NAIC ANNUAL STATEMENT – EXH. OF ASSETS; EXH. OF LIABILITIES, SURPLUS AND OTHER FUNDS; EXH. OF PREMIUMS WRITTEN (SCH. T)

AUTHORIZED FLORIDA INSURER FINANCIAL ABSTRACTS BY NAIC STATEMENT TYPE

PURSUANT TO SECTION 624.315(1)(a), F.S.

HEALTH		TOTAL FLORIDA DIRECT WRITTEN PREMIUMS: \$49,034,370,057			
COMPANY	DOMICILE	NET ADMITTED ASSETS	LIABILITIES	CAPITAL AND SURPLUS	FL DIRECT WRITTEN PREMIUM
PENNSYLVANIA LIFE INS CO	FOREIGN	\$81,095,461	\$53,035,554	\$28,059,907	\$1,191,051
PREFERRED CARE PARTNERS INC	DOMESTIC	\$169,359,338	\$114,493,508	\$54,865,830	\$741,472,407
PREFERRED MEDICAL PLAN INC	DOMESTIC	\$129,151,033	\$112,693,691	\$16,457,342	\$257,968,572
PREMIER ACCESS INS CO	FOREIGN	\$50,414,737	\$25,397,881	\$25,016,856	\$0
PUBLIC HLTH TRUST OF DADE CNTY	DOMESTIC	\$5,246,057	\$1,051,481	\$4,194,576	(\$243,825)
QCC INS CO	FOREIGN	\$1,161,560,545	\$753,052,589	\$408,507,956	\$0
RENAISSANCE LIFE & HLTH INS CO OF AM	FOREIGN	\$78,990,066	\$17,630,981	\$61,359,085	\$6,032,296
SAFEGUARD HLTH PLANS INC	DOMESTIC	\$8,806,652	\$1,251,268	\$7,555,384	\$19,311,347
SAFEHEALTH LIFE INS CO	FOREIGN	\$12,135,166	\$324,490	\$11,810,676	\$352,615
SENIORDENT DENTAL PLAN INC	FOREIGN	\$447,230	\$22,163	\$425,068	\$15,810
SIERRA HLTH & LIFE INS CO INC	FOREIGN	\$1,676,627,228	\$897,649,603	\$778,977,625	\$65,223,320
SILVERSCRIPT INS CO	FOREIGN	\$2,385,680,862	\$1,771,965,894	\$613,714,968	\$118,204,038
SIMPLY HLTHCARE PLANS INC	DOMESTIC	\$183,316,055	\$137,198,837	\$46,117,218	\$986,471,542
SMART INS CO	FOREIGN	\$4,715,751	\$628,347	\$4,087,403	\$0
SOLSTICE BENEFITS INC	DOMESTIC	\$5,109,995	\$2,676,252	\$2,433,743	\$16,707,917
STERLING LIFE INS CO	FOREIGN	\$53,000,431	\$27,213,750	\$25,786,681	\$436,649
SUNSHINE STATE HLTH PLAN INC	DOMESTIC	\$692,762,947	\$361,827,767	\$330,935,180	\$3,132,706,122
SYMPHONIX HLTH INS INC	FOREIGN	\$228,325,857	\$205,697,455	\$22,628,402	\$115,405
THE DENTAL CONCERN INC	FOREIGN	\$10,413,777	\$2,944,001	\$7,469,776	\$39,480
TRUASSURE INS CO	FOREIGN	\$6,851,931	\$1,160,778	\$5,691,153	\$268,837
TUFTS INS CO INC	FOREIGN	\$97,790,083	\$44,354,763	\$53,435,321	\$0
ULTIMATE HLTH PLANS INC	DOMESTIC	\$9,907,565	\$4,788,642	\$5,118,923	\$39,229,631
UNITED CONCORDIA INS CO	FOREIGN	\$57,123,142	\$21,284,840	\$35,838,302	\$13,199,386
UNITED HLTHCARE OF FL INC	DOMESTIC	\$808,596,666	\$534,089,658	\$274,507,008	\$3,263,427,112
VISION SERV PLAN INS CO	FOREIGN	\$62,779,915	\$35,012,611	\$27,767,304	\$51,572,140
WELLCARE HLTH INS OF AZ INC	FOREIGN	\$217,590,334	\$131,472,503	\$86,117,831	\$0
WELLCARE OF FL INC	DOMESTIC	\$568,061,666	\$400,978,808	\$167,082,858	\$3,555,674,429
WELLCARE PRESCRIPTION INS INC	DOMESTIC	\$721,215,385	\$579,927,888	\$141,287,497	\$38,750,071

LIFE, ACCIDENT AND HEALTH		TOTAL FLORIDA DIRECT WRITTEN PREMIUMS: \$45,267,317,622			
COMPANY	DOMICILE	NET ADMITTED ASSETS	LIABILITIES	CAPITAL AND SURPLUS	FL DIRECT WRITTEN PREMIUM
4 EVER LIFE INS CO	FOREIGN	\$199,965,585	\$106,912,793	\$93,052,792	\$6,865,696
5 STAR LIFE INS CO	FOREIGN	\$273,647,298	\$235,102,919	\$38,544,379	\$11,096,788
AAA LIFE INS CO	FOREIGN	\$614,934,965	\$477,913,390	\$137,021,575	\$69,845,482
ABILITY INS CO	FOREIGN	\$1,198,116,967	\$1,171,552,481	\$26,564,486	\$2,034,374
ACCORDIA LIFE & ANN CO	FOREIGN	\$7,674,856,180	\$7,062,893,351	\$611,962,829	\$20,347,690
ACE LIFE INS CO	FOREIGN	\$44,508,865	\$35,925,798	\$8,583,067	\$0
AETNA HLTH & LIFE INS CO	FOREIGN	\$2,290,562,942	\$1,990,636,737	\$299,926,205	\$121,224
AETNA LIFE INS CO	FOREIGN	\$21,214,103,270	\$17,443,344,400	\$3,770,758,871	\$1,166,588,865
ALFA LIFE INS CORP	FOREIGN	\$1,377,132,501	\$1,141,511,278	\$235,621,224	\$2,175
ALL SAVERS INS CO	FOREIGN	\$1,067,525,252	\$466,718,707	\$600,806,544	\$13,192,433
ALLIANZ LIFE & ANN CO	FOREIGN	\$9,440,709	\$3,310,518	\$6,130,191	\$0
ALLIANZ LIFE INS CO OF N AMER	FOREIGN	\$120,593,635,946	\$114,771,519,214	\$5,822,116,732	\$856,399,017
ALLSTATE ASSUR CO	FOREIGN	\$634,281,435	\$529,087,154	\$105,194,281	\$812,446
ALLSTATE LIFE INS CO	FOREIGN	\$32,348,141,922	\$29,479,432,643	\$2,868,709,279	\$35,602,810
AMALGAMATED LIFE INS CO	FOREIGN	\$119,943,444	\$64,370,487	\$55,572,957	\$267,883
AMERICAN AMICABLE LIFE INS CO OF TX	FOREIGN	\$286,984,023	\$208,572,215	\$78,411,808	\$6,428,782

SOURCE: NAIC ANNUAL STATEMENT – EXH. OF ASSETS; EXH. OF LIABILITIES, SURPLUS AND OTHER FUNDS; EXH. OF PREMIUMS WRITTEN (SCH. T)

AUTHORIZED FLORIDA INSURER FINANCIAL ABSTRACTS BY NAIC STATEMENT TYPE

PURSUANT TO SECTION 624.315(1)(a), F.S.

LIFE, ACCIDENT AND HEALTH

TOTAL FLORIDA DIRECT WRITTEN PREMIUMS: \$45,267,317,622

COMPANY	DOMICILE	NET		CAPITAL AND SURPLUS	FL DIRECT WRITTEN PREMIUM
		ADMITTED ASSETS	LIABILITIES		
AMERICAN BANKERS LIFE ASSUR CO OF FL	DOMESTIC	\$406,179,819	\$349,514,076	\$56,665,743	\$7,472,499
AMERICAN CONTINENTAL INS CO	FOREIGN	\$203,099,570	\$123,378,476	\$79,721,094	\$4,545,551
AMERICAN EQUITY INVEST LIFE INS CO	FOREIGN	\$41,615,583,765	\$39,200,165,120	\$2,415,418,645	\$650,591,027
AMERICAN FAMILY LIFE ASSUR CO OF COL	FOREIGN	\$101,566,006,214	\$90,268,151,561	\$11,297,854,653	\$333,708,993
AMERICAN FAMILY LIFE INS CO	FOREIGN	\$5,331,745,950	\$4,386,635,553	\$945,110,397	\$1,996,539
AMERICAN FIDELITY ASSUR CO	FOREIGN	\$5,181,111,476	\$4,772,613,960	\$408,497,516	\$22,410,037
AMERICAN FIDELITY LIFE INS CO	DOMESTIC	\$426,408,616	\$358,665,505	\$67,743,111	\$964,656
AMERICAN GEN LIFE INS CO	FOREIGN	\$166,711,283,113	\$157,817,437,809	\$8,893,845,303	\$1,537,924,957
AMERICAN HERITAGE LIFE INS CO	DOMESTIC	\$1,830,900,453	\$1,501,227,345	\$329,673,108	\$111,700,930
AMERICAN HLTH & LIFE INS CO	FOREIGN	\$923,889,326	\$740,364,799	\$183,524,527	\$6,477,417
AMERICAN HOME LIFE INS CO	FOREIGN	\$246,462,907	\$225,384,625	\$21,078,281	\$246,184
AMERICAN INCOME LIFE INS CO	FOREIGN	\$3,078,080,478	\$2,835,559,441	\$242,521,037	\$35,757,692
AMERICAN MATURITY LIFE INS CO	FOREIGN	\$60,597,457	\$13,084,176	\$47,513,281	\$112,219
AMERICAN MEDICAL & LIFE INS CO	FOREIGN	\$4,370,747	\$3,446,824	\$923,923	\$0
AMERICAN MEMORIAL LIFE INS CO	FOREIGN	\$2,761,648,470	\$2,645,980,614	\$115,667,856	\$13,949,363
AMERICAN MODERN LIFE INS CO	FOREIGN	\$46,904,726	\$17,866,863	\$29,037,863	\$0
AMERICAN NATL INS CO	FOREIGN	\$18,342,073,610	\$15,416,139,029	\$2,925,934,581	\$124,584,755
AMERICAN NATL LIFE INS CO OF TX	FOREIGN	\$127,522,951	\$91,596,459	\$35,926,492	\$533,918
AMERICAN PUBLIC LIFE INS CO	FOREIGN	\$86,727,860	\$63,135,553	\$23,592,307	\$19,997,224
AMERICAN REPUBLIC INS CO	FOREIGN	\$820,044,795	\$342,152,753	\$477,892,042	\$2,020,014
AMERICAN RETIREMENT LIFE INS CO	FOREIGN	\$77,437,356	\$30,133,573	\$47,303,783	\$2,959,558
AMERICAN UNITED LIFE INS CO	FOREIGN	\$23,571,670,619	\$22,651,296,355	\$920,374,264	\$84,529,869
AMERICO FIN LIFE & ANN INS CO	FOREIGN	\$4,117,883,103	\$3,685,491,030	\$432,392,073	\$56,182,663
AMERITAS LIFE INS CORP	FOREIGN	\$18,148,752,064	\$16,637,225,085	\$1,511,526,979	\$107,094,961
AMICA LIFE INS CO	FOREIGN	\$1,224,718,388	\$937,191,312	\$287,527,076	\$4,946,245
ANNUITY INVESTORS LIFE INS CO	FOREIGN	\$3,014,112,839	\$2,768,545,433	\$245,567,406	\$28,255,256
ANTHEM LIFE INS CO	FOREIGN	\$633,655,088	\$537,726,295	\$95,928,793	\$721,221
ASSURITY LIFE INS CO	FOREIGN	\$2,472,008,499	\$2,153,926,757	\$318,081,745	\$8,340,585
ATHENE ANN & LIFE ASSUR CO OF NY	FOREIGN	\$3,236,759,156	\$3,028,832,409	\$207,926,747	\$1,052,995
ATHENE ANN & LIFE CO	FOREIGN	\$44,053,155,130	\$42,944,223,046	\$1,108,932,084	\$208,254,162
ATHENE ANNUITY & LIFE ASSUR CO	FOREIGN	\$10,847,846,822	\$9,597,077,693	\$1,250,769,129	\$25,300,506
ATHENE LIFE INS CO OF NY	FOREIGN	\$945,148,179	\$872,200,332	\$72,947,847	\$2,814,389
ATLANTA LIFE INS CO	FOREIGN	\$46,977,864	\$33,356,645	\$13,621,219	\$62,931
ATLANTIC COAST LIFE INS CO	FOREIGN	\$142,971,402	\$123,339,990	\$19,631,412	\$182,339
AURIGEN REINS CO OF AMER	FOREIGN	\$37,350,012	\$14,648,840	\$22,701,172	\$0
AURORA NATL LIFE ASSUR CO	FOREIGN	\$2,953,340,352	\$2,650,164,122	\$303,176,230	\$1,561,894
AUTO CLUB LIFE INS CO	FOREIGN	\$623,705,995	\$546,618,233	\$77,087,762	\$157,571
AUTO OWNERS LIFE INS CO	FOREIGN	\$3,739,348,859	\$3,347,407,101	\$391,941,758	\$12,859,732
AXA EQUITABLE LIFE & ANN CO	FOREIGN	\$470,828,490	\$448,656,571	\$22,171,919	\$1,260,687
AXA EQUITABLE LIFE INS CO	FOREIGN	\$164,667,582,557	\$159,245,019,334	\$5,422,563,223	\$895,316,776
BALTIMORE LIFE INS CO	FOREIGN	\$1,192,025,305	\$1,112,684,298	\$79,341,007	\$10,432,445
BANKERS FIDELITY ASSUR CO	FOREIGN	\$9,626,292	\$233,614	\$9,392,679	\$868
BANKERS FIDELITY LIFE INS CO	FOREIGN	\$143,872,919	\$108,551,211	\$35,321,708	\$1,900,077
BANKERS LIFE & CAS CO	FOREIGN	\$16,905,397,190	\$15,666,754,287	\$1,238,642,903	\$200,003,448
BANKERS LIFE INS CO	DOMESTIC	\$418,790,016	\$396,239,549	\$22,550,467	\$12,525,687
BANNER LIFE INS CO	FOREIGN	\$2,213,711,880	\$1,876,488,900	\$337,222,980	\$92,614,027
BENEFICIAL LIFE INS CO	FOREIGN	\$2,795,995,705	\$2,210,877,057	\$585,118,648	\$272,076
BERKLEY LIFE & HLTH INS CO	FOREIGN	\$223,850,525	\$94,678,001	\$129,172,524	\$7,012,892
BERKSHIRE HATHAWAY LIFE INS CO NE	FOREIGN	\$16,287,262,296	\$12,602,787,751	\$3,684,474,545	\$0

SOURCE: NAIC ANNUAL STATEMENT – EXH. OF ASSETS; EXH. OF LIABILITIES, SURPLUS AND OTHER FUNDS; EXH. OF PREMIUMS WRITTEN (SCH. T)

AUTHORIZED FLORIDA INSURER FINANCIAL ABSTRACTS BY NAIC STATEMENT TYPE

PURSUANT TO SECTION 624.315(1)(a), F.S.

LIFE, ACCIDENT AND HEALTH

TOTAL FLORIDA DIRECT WRITTEN PREMIUMS: \$45,267,317,622

COMPANY	DOMICILE	NET		CAPITAL AND SURPLUS	FL DIRECT WRITTEN PREMIUM
		ADMITTED ASSETS	LIABILITIES		
BERKSHIRE LIFE INS CO OF AMER	FOREIGN	\$3,381,375,249	\$3,173,432,760	\$207,942,489	\$29,120,393
BEST LIFE & HLTH INS CO	FOREIGN	\$18,543,946	\$4,938,803	\$13,605,143	\$208,696
BEST MERIDIAN INS CO	DOMESTIC	\$303,245,543	\$242,451,892	\$60,793,651	\$674,509
BOSTON MUT LIFE INS CO	FOREIGN	\$1,297,089,383	\$1,137,998,255	\$159,091,128	\$6,101,064
CENTRAL SECURITY LIFE INS CO	FOREIGN	\$95,024,667	\$90,445,089	\$4,579,579	\$13,228
CENTRAL STATES H & L CO OF OMAHA	FOREIGN	\$419,912,855	\$297,052,221	\$122,860,634	\$6,753,310
CENTRAL UNITED LIFE INS CO	FOREIGN	\$327,036,279	\$234,162,125	\$92,874,154	\$369,643
CENTRE LIFE INS CO	FOREIGN	\$1,884,084,296	\$1,789,607,256	\$94,477,039	\$664,481
CENTURION LIFE INS CO	FOREIGN	\$1,262,580,616	\$968,639,677	\$293,940,939	\$209
CHARTER NATL LIFE INS CO	FOREIGN	\$119,437,716	\$107,499,843	\$11,937,873	\$2,400
CHESAPEAKE LIFE INS CO	FOREIGN	\$99,836,822	\$53,072,197	\$46,764,625	\$13,286,170
CHRISTIAN FIDELITY LIFE INS CO	FOREIGN	\$68,774,069	\$39,882,258	\$28,891,811	\$165,165
CHURCH LIFE INS CORP	FOREIGN	\$291,665,976	\$238,340,187	\$53,325,794	\$2,067,564
CIGNA HLTH & LIFE INS CO	FOREIGN	\$6,559,922,658	\$3,550,991,410	\$3,008,931,248	\$1,130,437,809
CINCINNATI LIFE INS CO	FOREIGN	\$4,066,836,927	\$3,858,482,201	\$208,354,726	\$8,308,023
CITIZENS NATL LIFE INS CO	FOREIGN	\$12,891,245	\$10,408,232	\$2,483,013	\$3,071
CITIZENS SECURITY LIFE INS CO	FOREIGN	\$22,846,785	\$8,970,495	\$13,876,290	\$690,677
CLOVER INS CO	FOREIGN	\$11,696,658	\$242,820	\$11,453,838	\$4,673
CM LIFE INS CO	FOREIGN	\$8,803,148,061	\$7,407,156,165	\$1,395,991,896	\$43,956,558
CMFG LIFE INS CO	FOREIGN	\$15,475,920,047	\$13,617,475,457	\$1,858,444,589	\$109,482,531
COLONIAL LIFE & ACCIDENT INS CO	FOREIGN	\$3,018,752,743	\$2,452,775,155	\$565,977,588	\$120,062,890
COLONIAL PENN LIFE INS CO	FOREIGN	\$816,029,943	\$736,769,804	\$79,260,139	\$67,335,184
COLORADO BANKERS LIFE INS CO	FOREIGN	\$324,421,807	\$268,979,204	\$55,442,603	\$5,057,647
COLUMBIAN LIFE INS CO	FOREIGN	\$306,814,754	\$276,032,299	\$30,782,455	\$12,775,151
COLUMBIAN MUT LIFE INS CO	FOREIGN	\$1,364,783,295	\$1,284,101,819	\$80,681,475	\$2,115,877
COLUMBUS LIFE INS CO	FOREIGN	\$3,474,716,070	\$3,202,016,373	\$272,699,697	\$18,596,292
COMBINED INS CO OF AMER	FOREIGN	\$1,316,656,889	\$1,236,756,324	\$79,900,565	\$30,658,727
COMBINED LIFE INS CO OF NY	FOREIGN	\$397,335,379	\$375,473,269	\$21,862,110	\$967,911
COMMERCIAL TRAVELERS MUT INS CO	FOREIGN	\$16,616,039	\$10,163,732	\$6,452,307	\$50,025
COMMONWEALTH ANN & LIFE INS CO	FOREIGN	\$12,287,214,862	\$10,117,398,221	\$2,169,816,641	\$8,543,892
COMPANION LIFE INS CO	FOREIGN	\$300,413,732	\$139,987,182	\$160,426,550	\$12,287,428
CONNECTICUT GEN LIFE INS CO	FOREIGN	\$17,374,406,352	\$13,743,379,666	\$3,631,026,686	\$176,553,488
CONSTITUTION LIFE INS CO	FOREIGN	\$394,794,595	\$328,235,185	\$66,559,410	\$37,302,425
CONTINENTAL AMER INS CO	FOREIGN	\$512,325,330	\$374,365,491	\$137,959,839	\$27,622,986
CONTINENTAL GEN INS CO	FOREIGN	\$249,339,385	\$230,839,791	\$18,499,594	\$7,327,630
CONTINENTAL LIFE INS CO BRENTWOOD	FOREIGN	\$274,039,152	\$129,782,419	\$144,256,733	\$9,889,559
CORVESTA LIFE INS CO	FOREIGN	\$9,191,352	\$1,424,901	\$7,766,451	\$0
COTTON STATES LIFE INS CO	FOREIGN	\$333,885,646	\$267,794,615	\$66,091,030	\$3,168,587
COUNTRY INVESTORS LIFE ASSUR CO	FOREIGN	\$292,908,291	\$108,672,076	\$184,236,215	\$697,559
COUNTRY LIFE INS CO	FOREIGN	\$10,092,983,912	\$8,957,034,768	\$1,135,949,145	\$3,727,922
CSI LIFE INS CO	FOREIGN	\$18,172,507	\$3,645,538	\$14,526,968	\$22,420
DEARBORN NATL LIFE INS CO	FOREIGN	\$1,990,523,696	\$1,468,454,799	\$522,068,897	\$2,526,857
DELAWARE AMER LIFE INS CO	FOREIGN	\$136,618,298	\$73,164,949	\$63,453,349	\$414,891
DELAWARE LIFE INS CO	FOREIGN	\$36,876,925,494	\$35,241,033,704	\$1,635,891,790	\$54,674,226
DIRECT GEN LIFE INS CO	FOREIGN	\$26,807,571	\$11,794,157	\$15,013,414	\$6,789,279
EAGLE LIFE INS CO	FOREIGN	\$313,936,840	\$251,071,038	\$62,865,802	\$103,559,648
EDUCATORS LIFE INS CO OF AMER	FOREIGN	\$441,338,511	\$17,542,706	\$423,795,806	\$0
ELCO MUT LIFE & ANN	FOREIGN	\$642,296,156	\$597,304,656	\$44,991,500	\$30,588,437
EMC NATL LIFE CO	FOREIGN	\$978,865,110	\$879,395,512	\$99,469,597	\$867,837

SOURCE: NAIC ANNUAL STATEMENT – EXH. OF ASSETS; EXH. OF LIABILITIES, SURPLUS AND OTHER FUNDS; EXH. OF PREMIUMS WRITTEN (SCH. T)

AUTHORIZED FLORIDA INSURER FINANCIAL ABSTRACTS BY NAIC STATEMENT TYPE

PURSUANT TO SECTION 624.315(1)(a), F.S.

LIFE, ACCIDENT AND HEALTH

TOTAL FLORIDA DIRECT WRITTEN PREMIUMS: \$45,267,317,622

COMPANY	DOMICILE	NET		CAPITAL AND SURPLUS	FL DIRECT WRITTEN PREMIUM
		ADMITTED ASSETS	LIABILITIES		
EMPLOYERS REASSUR CORP	FOREIGN	\$10,708,747,214	\$9,932,966,941	\$775,780,273	\$0
EPIC LIFE INS CO	FOREIGN	\$61,757,027	\$31,156,557	\$30,600,470	\$0
EQUITABLE LIFE & CAS INS CO	FOREIGN	\$306,439,164	\$260,208,568	\$46,230,596	\$614,625
EQUITRUST LIFE INS CO	FOREIGN	\$15,881,346,105	\$15,062,373,115	\$818,972,990	\$162,038,755
FAMILY HERITAGE LIFE INS CO OF AMER	FOREIGN	\$921,028,255	\$842,709,863	\$78,318,392	\$3,454,315
FAMILY LIFE INS CO	FOREIGN	\$158,681,304	\$122,853,725	\$35,827,579	\$2,348,472
FAMILY SERV LIFE INS CO	FOREIGN	\$350,680,129	\$323,218,903	\$27,461,226	\$882
FARMERS NEW WORLD LIFE INS CO	FOREIGN	\$7,048,914,618	\$6,567,429,145	\$481,485,473	\$3,892,972
FEDERAL LIFE INS CO	FOREIGN	\$227,690,296	\$212,391,616	\$15,298,680	\$1,070,026
FEDERATED LIFE INS CO	FOREIGN	\$1,648,910,796	\$1,313,387,884	\$335,522,912	\$6,104,727
FIDELITY & GUAR LIFE INS CO	FOREIGN	\$19,810,067,505	\$18,571,109,769	\$1,238,957,738	\$205,997,537
FIDELITY INVESTMENTS LIFE INS CO	FOREIGN	\$24,854,281,469	\$24,103,389,928	\$750,891,541	\$180,295,302
FIDELITY LIFE ASSN A LEGAL RESERVE L	FOREIGN	\$421,196,671	\$286,607,478	\$134,589,193	\$10,266,787
FIDELITY SECURITY LIFE INS CO	FOREIGN	\$864,224,839	\$695,224,507	\$169,000,325	\$37,028,312
FINANCIAL AMER LIFE INS CO	FOREIGN	\$10,041,470	\$6,375,303	\$3,666,167	(\$1,035)
FIRST ALLMERICA FIN LIFE INS CO	FOREIGN	\$3,559,483,894	\$3,321,842,770	\$237,641,124	\$656,849
FIRST CONTINENTAL LIFE & ACC	FOREIGN	\$9,407,806	\$3,359,838	\$6,047,968	\$0
FIRST HLTH LIFE & HLTH INS CO	FOREIGN	\$582,863,316	\$291,581,996	\$291,281,320	\$35,775,367
FIRST PENN PACIFIC LIFE INS CO	FOREIGN	\$1,609,339,363	\$1,408,028,409	\$201,310,954	\$6,829,894
FLORIDA COMBINED LIFE INS CO INC	DOMESTIC	\$50,246,404	\$23,195,883	\$27,050,521	\$130,580,186
FORESTERS LIFE INS ANN CO	FOREIGN	\$1,932,933,833	\$1,872,616,060	\$60,317,773	\$9,176,570
FORETHOUGHT LIFE INS CO	FOREIGN	\$18,822,785,851	\$17,628,662,635	\$1,194,123,216	\$672,183,084
FREEDOM LIFE INS CO OF AMER	FOREIGN	\$77,292,287	\$40,268,511	\$37,023,776	\$35,373,627
FUNERAL DIRECTORS LIFE INS CO	FOREIGN	\$1,159,081,047	\$1,059,977,809	\$99,103,238	\$1,696,764
GARDEN STATE LIFE INS CO	FOREIGN	\$127,202,035	\$65,136,146	\$62,065,889	\$2,138,411
GENERAL AMER LIFE INS CO	FOREIGN	\$12,305,325,835	\$11,321,839,154	\$983,486,681	\$22,674,722
GENERAL FIDELITY LIFE INS CO	FOREIGN	\$26,137,589	\$9,567,006	\$16,570,583	\$0
GENERAL RE LIFE CORP	FOREIGN	\$3,351,853,567	\$2,757,402,322	\$594,451,245	\$0
GENERATION LIFE INS CO	FOREIGN	\$32,197,447	\$2,218,138	\$29,979,310	\$528,559
GENWORTH LIFE & ANN INS CO	FOREIGN	\$23,410,503,029	\$21,741,722,855	\$1,668,780,174	\$124,309,038
GENWORTH LIFE INS CO	FOREIGN	\$38,504,308,983	\$35,763,561,505	\$2,740,747,478	\$190,225,895
GENWORTH LIFE INS CO OF NY	FOREIGN	\$8,372,237,617	\$7,877,460,314	\$494,777,303	\$9,764,275
GERBER LIFE INS CO	FOREIGN	\$3,088,339,784	\$2,792,543,717	\$295,796,067	\$41,011,968
GLOBE LIFE & ACCIDENT INS CO	FOREIGN	\$3,733,341,893	\$3,489,615,925	\$243,725,968	\$51,465,650
GOLDEN RULE INS CO	FOREIGN	\$635,565,515	\$367,539,021	\$268,026,494	\$260,596,825
GOVERNMENT PERSONNEL MUT LIFE INS CO	FOREIGN	\$836,118,071	\$719,940,136	\$116,177,935	\$4,448,755
GREAT AMER LIFE INS CO	FOREIGN	\$25,935,988,066	\$24,214,649,342	\$1,721,338,724	\$357,015,424
GREAT SOUTHERN LIFE INS CO	FOREIGN	\$220,063,314	\$174,811,080	\$45,252,234	\$4,069,007
GREAT W LIFE & ANN INS CO	FOREIGN	\$54,460,510,086	\$53,345,745,872	\$1,114,764,214	\$458,452,657
GREAT WESTERN INS CO	FOREIGN	\$1,051,471,244	\$979,778,732	\$71,692,511	\$5,578,151
GUARANTEE TRUST LIFE INS CO	FOREIGN	\$495,847,863	\$425,843,545	\$70,004,318	\$5,915,800
GUARANTY INCOME LIFE INS CO	FOREIGN	\$483,375,601	\$443,688,842	\$39,686,759	\$3,287,183
GUARDIAN INS & ANN CO INC	FOREIGN	\$15,883,417,869	\$15,623,655,783	\$259,762,086	\$153,885,485
GUARDIAN LIFE INS CO OF AMER	FOREIGN	\$48,120,890,404	\$42,031,219,911	\$6,089,670,493	\$462,911,697
GUGGENHEIM LIFE & ANN CO	FOREIGN	\$13,333,199,911	\$12,733,262,649	\$599,937,262	\$44,159,009
HANNOVER LIFE REASSUR CO OF AMER	DOMESTIC	\$4,251,021,053	\$4,021,525,810	\$229,495,243	\$0
HARLEYSVILLE LIFE INS CO	FOREIGN	\$410,403,669	\$369,662,834	\$40,740,835	\$423,187
HARTFORD LIFE & ACCIDENT INS CO	FOREIGN	\$8,992,234,726	\$7,340,850,885	\$1,651,383,841	\$141,797,663
HARTFORD LIFE & ANN INS CO	FOREIGN	\$40,189,140,126	\$37,563,858,451	\$2,625,281,676	\$84,930,542

SOURCE: NAIC ANNUAL STATEMENT – EXH. OF ASSETS; EXH. OF LIABILITIES, SURPLUS AND OTHER FUNDS; EXH. OF PREMIUMS WRITTEN (SCH. T)

AUTHORIZED FLORIDA INSURER FINANCIAL ABSTRACTS BY NAIC STATEMENT TYPE

PURSUANT TO SECTION 624.315(1)(a), F.S.

LIFE, ACCIDENT AND HEALTH

TOTAL FLORIDA DIRECT WRITTEN PREMIUMS: \$45,267,317,622

COMPANY	DOMICILE	NET		CAPITAL AND SURPLUS	FL DIRECT WRITTEN PREMIUM
		ADMITTED ASSETS	LIABILITIES		
HARTFORD LIFE INS CO	FOREIGN	\$114,420,864,730	\$109,481,393,583	\$4,939,471,147	\$319,142,397
HCC LIFE INS CO	FOREIGN	\$921,472,064	\$368,794,961	\$552,677,103	\$34,410,661
HEALTH NET LIFE INS CO	FOREIGN	\$618,543,507	\$287,232,632	\$331,310,875	\$0
HEALTHMARKETS INS CO	FOREIGN	\$25,029,963	\$9,344,648	\$15,685,315	\$357
HEARTLAND NATL LIFE INS CO	FOREIGN	\$10,859,158	\$5,295,916	\$5,563,242	\$2,824,843
HERITAGE LIFE INS CO	FOREIGN	\$4,508,180,020	\$3,515,785,645	\$992,394,375	\$0
HM LIFE INS CO	FOREIGN	\$620,825,360	\$272,234,797	\$348,590,563	\$26,423,157
HOMESTEADERS LIFE CO	FOREIGN	\$2,623,884,501	\$2,455,209,077	\$168,675,424	\$9,835,493
HORACE MANN LIFE INS CO	FOREIGN	\$8,358,804,022	\$7,936,910,029	\$421,893,992	\$42,462,227
IA AMER LIFE INS CO	FOREIGN	\$229,230,385	\$96,042,600	\$133,187,785	\$139,124
IDEALIFE INS CO	FOREIGN	\$19,913,654	\$5,153,461	\$14,760,193	\$526,857
ILLINOIS MUT LIFE INS CO	FOREIGN	\$1,388,934,930	\$1,177,279,654	\$211,655,276	\$7,534,159
INDEPENDENCE LIFE & ANN CO	FOREIGN	\$2,862,700,720	\$2,683,402,059	\$179,298,661	\$0
INDIVIDUAL ASSUR CO LIFE HLTH & ACC	FOREIGN	\$20,530,441	\$12,221,630	\$8,308,811	\$11,349
INTEGRITY LIFE INS CO	FOREIGN	\$6,844,346,105	\$6,165,783,685	\$678,562,420	\$111,143,996
INTRAMERICA LIFE INS CO	FOREIGN	\$32,922,876	\$23,021,626	\$9,901,250	\$51,756
INVESTORS HERITAGE LIFE INS CO	FOREIGN	\$485,688,839	\$464,486,404	\$21,202,435	\$560,297
INVESTORS LIFE INS CO N AMER	FOREIGN	\$648,195,856	\$594,030,260	\$54,165,596	\$968,453
JACKSON NATL LIFE INS CO	FOREIGN	\$189,096,799,963	\$184,378,348,690	\$4,718,451,273	\$1,670,277,269
JEFFERSON NATL LIFE INS CO	FOREIGN	\$4,057,984,156	\$4,019,662,564	\$38,321,592	\$63,731,252
JOHN ALDEN LIFE INS CO	FOREIGN	\$283,958,919	\$254,121,737	\$29,837,182	\$3,400,309
JOHN HANCOCK LIFE & HLTH INS CO	FOREIGN	\$11,150,505,463	\$10,445,877,320	\$704,628,143	\$14,064,747
JOHN HANCOCK LIFE INS CO USA	FOREIGN	\$227,843,141,661	\$222,399,348,633	\$5,443,793,028	\$1,298,278,015
KANAWHA INS CO	FOREIGN	\$1,518,864,178	\$1,385,654,669	\$133,209,509	\$10,278,549
KANSAS CITY LIFE INS CO	FOREIGN	\$3,324,316,472	\$3,026,704,437	\$297,612,031	\$13,849,092
LAFAYETTE LIFE INS CO	FOREIGN	\$4,548,053,001	\$4,286,626,351	\$261,426,650	\$28,222,470
LANDMARK LIFE INS CO	FOREIGN	\$45,236,244	\$40,500,936	\$4,735,308	\$14,956
LIBERTY BANKERS LIFE INS CO	FOREIGN	\$1,356,064,181	\$1,158,162,586	\$197,901,595	\$28,479,368
LIBERTY LIFE ASSUR CO OF BOSTON	FOREIGN	\$16,054,072,955	\$15,087,626,206	\$966,446,749	\$99,539,860
LIBERTY NATL LIFE INS CO	FOREIGN	\$7,559,635,134	\$7,033,852,586	\$525,782,548	\$62,378,631
LIFE INS CO OF AL	FOREIGN	\$116,623,020	\$77,882,977	\$38,740,042	\$411,549
LIFE INS CO OF N AMER	FOREIGN	\$8,141,585,713	\$6,646,244,527	\$1,495,341,186	\$167,028,157
LIFE INS CO OF THE SOUTHWEST	FOREIGN	\$14,680,991,911	\$13,840,102,882	\$840,889,029	\$167,232,478
LIFE OF THE SOUTH INS CO	FOREIGN	\$91,628,164	\$69,954,244	\$21,673,920	\$5,392,642
LIFESecure INS CO	FOREIGN	\$262,252,225	\$244,274,887	\$17,977,338	\$3,640,749
LIFESHIELD NATL INS CO	FOREIGN	\$69,413,673	\$45,609,134	\$23,804,539	\$60,934
LINCOLN BENEFIT LIFE CO	FOREIGN	\$11,701,128,350	\$11,145,899,807	\$555,228,543	\$121,387,123
LINCOLN HERITAGE LIFE INS CO	FOREIGN	\$873,430,972	\$763,392,567	\$110,038,405	\$28,603,988
LINCOLN LIFE & ANN CO OF NY	FOREIGN	\$13,176,598,835	\$12,664,367,274	\$512,231,561	\$8,278,358
LINCOLN NATL LIFE INS CO	FOREIGN	\$213,891,333,200	\$206,774,211,431	\$7,117,121,769	\$1,960,815,841
LOMBARD INTL LIFE ASSUR CO	FOREIGN	\$5,336,429,284	\$5,314,692,139	\$21,737,145	\$23,851,251
LONDON LIFE REINS CO	FOREIGN	\$301,308,665	\$243,895,321	\$57,413,344	\$891
LONGEVITY INS CO	FOREIGN	\$7,853,655	\$184,902	\$7,668,753	\$8,744
LOYAL AMER LIFE INS CO	FOREIGN	\$266,704,142	\$181,076,598	\$85,627,544	\$2,079,981
MADISON NATL LIFE INS CO INC	FOREIGN	\$256,860,233	\$140,207,837	\$116,652,396	\$4,760,990
MAGNA INS CO	FOREIGN	\$2,976,677	\$392,227	\$2,584,449	\$821,144
MANHATTAN LIFE INS CO	FOREIGN	\$484,593,805	\$437,455,549	\$47,138,256	\$12,982,634
MANHATTAN NATL LIFE INS CO	FOREIGN	\$170,006,791	\$158,032,628	\$11,974,163	\$1,272,163
MAPFRE LIFE INS CO	FOREIGN	\$23,465,733	\$2,900,795	\$20,564,938	\$6,471

SOURCE: NAIC ANNUAL STATEMENT – EXH. OF ASSETS; EXH. OF LIABILITIES, SURPLUS AND OTHER FUNDS; EXH. OF PREMIUMS WRITTEN (SCH. T)

AUTHORIZED FLORIDA INSURER FINANCIAL ABSTRACTS BY NAIC STATEMENT TYPE

PURSUANT TO SECTION 624.315(1)(a), F.S.

LIFE, ACCIDENT AND HEALTH		TOTAL FLORIDA DIRECT WRITTEN PREMIUMS: \$45,267,317,622			
COMPANY	DOMICILE	NET ADMITTED ASSETS	LIABILITIES	CAPITAL AND SURPLUS	FL DIRECT WRITTEN PREMIUM
MASSACHUSETTS MUT LIFE INS CO	FOREIGN	\$210,358,711,235	\$195,376,179,098	\$14,982,532,137	\$1,089,761,916
MEDAMERICA INS CO OF FL	DOMESTIC	\$31,926,436	\$28,932,948	\$2,993,485	\$4,174,168
MEDICO CORP LIFE INS CO	FOREIGN	\$36,011,592	\$14,797,702	\$21,213,890	\$52,143
MEDICO INS CO	FOREIGN	\$74,306,668	\$42,398,869	\$31,907,799	\$8,748,475
MEMBERS LIFE INS CO	FOREIGN	\$37,424,625	\$16,313,258	\$21,111,368	\$29,565,533
MERIT LIFE INS CO	FOREIGN	\$588,831,742	\$465,994,537	\$122,837,205	\$6,303,370
METLIFE INS CO USA	FOREIGN	\$173,761,513,938	\$167,819,500,221	\$5,942,013,717	\$742,360,543
METROPOLITAN LIFE INS CO	FOREIGN	\$390,842,696,349	\$376,357,703,815	\$14,484,992,534	\$1,017,761,682
METROPOLITAN TOWER LIFE INS CO	FOREIGN	\$4,665,594,898	\$3,955,822,583	\$709,772,315	\$9,925,070
MID WEST NATL LIFE INS CO OF TN	FOREIGN	\$166,170,106	\$94,662,016	\$71,508,090	\$1,706,057
MIDLAND NATL LIFE INS CO	FOREIGN	\$44,729,307,657	\$41,872,315,999	\$2,856,991,658	\$449,513,452
MIDWESTERN UNITED LIFE INS CO	FOREIGN	\$234,920,106	\$107,235,458	\$127,684,648	\$100,451
MINNESOTA LIFE INS CO	FOREIGN	\$36,910,379,467	\$34,143,974,781	\$2,766,404,686	\$431,342,326
MML BAY STATE LIFE INS CO	FOREIGN	\$4,700,075,825	\$4,468,774,820	\$231,301,005	\$2,142,897
MONITOR LIFE INS CO OF NY	FOREIGN	\$22,296,743	\$11,848,727	\$10,448,017	\$1,463,270
MONY LIFE INS CO	FOREIGN	\$7,482,671,617	\$7,026,819,782	\$455,851,835	\$12,513,476
MONY LIFE INS CO OF AMER	FOREIGN	\$2,912,765,211	\$2,559,928,570	\$352,836,641	\$45,412,307
MOTORISTS LIFE INS CO	FOREIGN	\$490,027,198	\$428,254,870	\$61,772,328	\$1,240,016
MUNICH AMER REASSUR CO	FOREIGN	\$7,599,358,550	\$7,016,246,646	\$583,111,904	\$0
MUTUAL OF AMER LIFE INS CO	FOREIGN	\$17,865,444,988	\$16,833,256,869	\$1,032,188,119	\$117,230,796
MUTUAL OF OMAHA INS CO	FOREIGN	\$6,945,097,641	\$4,082,327,309	\$2,862,770,332	\$57,342,549
MUTUAL SAVINGS LIFE INS CO	FOREIGN	\$450,326,403	\$414,909,992	\$35,416,411	\$143,975
MUTUAL TRUST LIFE INS CO A PAN AMER	FOREIGN	\$1,931,149,702	\$1,793,179,397	\$137,970,305	\$6,764,442
NATIONAL BENEFIT LIFE INS CO	FOREIGN	\$493,782,589	\$324,048,891	\$169,733,698	\$3,405,991
NATIONAL GUARDIAN LIFE INS CO	FOREIGN	\$3,422,186,461	\$3,151,103,930	\$271,082,531	\$45,342,529
NATIONAL INTEGRITY LIFE INS CO	FOREIGN	\$4,738,976,522	\$4,382,334,601	\$356,641,921	\$2,812,769
NATIONAL LIFE INS CO	FOREIGN	\$9,148,728,181	\$7,370,721,277	\$1,778,006,904	\$29,572,488
NATIONAL SECURITY INS CO	FOREIGN	\$53,456,529	\$40,405,091	\$13,051,438	\$69,807
NATIONAL TEACHERS ASSOC LIFE INS CO	FOREIGN	\$464,131,715	\$372,048,260	\$92,083,455	\$3,325,834
NATIONAL WESTERN LIFE INS CO	FOREIGN	\$10,544,641,289	\$9,373,438,207	\$1,171,203,082	\$87,275,014
NATIONWIDE LIFE & ANN INS CO	FOREIGN	\$10,757,627,012	\$10,022,580,352	\$735,046,660	\$280,534,799
NATIONWIDE LIFE INS CO	FOREIGN	\$126,860,520,130	\$122,293,998,539	\$4,566,521,591	\$1,225,215,021
NEW ENGLAND LIFE INS CO	FOREIGN	\$10,172,840,824	\$9,540,924,675	\$631,916,149	\$17,362,107
NEW ERA LIFE INS CO	FOREIGN	\$463,455,697	\$392,711,872	\$70,743,825	\$1,817,649
NEW ERA LIFE INS CO OF MIDWEST	FOREIGN	\$97,843,231	\$85,849,188	\$11,994,043	\$0
NEW YORK LIFE INS & ANN CORP	FOREIGN	\$132,239,256,444	\$124,093,432,598	\$8,145,823,846	\$801,523,463
NEW YORK LIFE INS CO	FOREIGN	\$163,554,359,835	\$144,058,424,720	\$19,495,935,115	\$347,688,799
NIPPON LIFE INS CO OF AMER	FOREIGN	\$212,568,499	\$71,800,649	\$140,767,850	\$0
NORTH AMER CO LIFE & HLTH INS	FOREIGN	\$18,900,165,283	\$17,770,865,449	\$1,129,299,833	\$212,203,841
NORTHWESTERN LONG TERM CARE INS CO	FOREIGN	\$165,970,786	\$86,472,316	\$79,498,470	\$31,587,353
NORTHWESTERN MUT LIFE INS CO	FOREIGN	\$238,543,831,635	\$218,884,207,767	\$19,659,623,868	\$819,635,537
NYLIFE INS CO OF AZ	FOREIGN	\$200,467,143	\$109,290,756	\$91,176,387	\$2,588,791
OCCIDENTAL LIFE INS CO OF NC	FOREIGN	\$256,704,314	\$224,981,050	\$31,723,264	\$2,232,864
OHIO NATL LIFE ASSUR CORP	FOREIGN	\$3,688,526,946	\$3,407,019,328	\$281,507,615	\$27,122,670
OHIO NATL LIFE INS CO	FOREIGN	\$27,589,840,350	\$26,502,620,023	\$1,087,220,327	\$247,233,399
OHIO STATE LIFE INS CO	FOREIGN	\$14,089,227	\$3,472,453	\$10,616,774	\$2,631,582
OLD AMER INS CO	FOREIGN	\$252,166,157	\$229,180,722	\$22,985,438	\$2,158,052
OLD REPUBLIC LIFE INS CO	FOREIGN	\$126,908,872	\$99,898,797	\$27,010,075	\$786,871
OLD UNITED LIFE INS CO	FOREIGN	\$82,476,996	\$40,467,931	\$42,009,065	\$236,125

SOURCE: NAIC ANNUAL STATEMENT – EXH. OF ASSETS; EXH. OF LIABILITIES, SURPLUS AND OTHER FUNDS; EXH. OF PREMIUMS WRITTEN (SCH. T)

AUTHORIZED FLORIDA INSURER FINANCIAL ABSTRACTS BY NAIC STATEMENT TYPE

PURSUANT TO SECTION 624.315(1)(a), F.S.

LIFE, ACCIDENT AND HEALTH

TOTAL FLORIDA DIRECT WRITTEN PREMIUMS: \$45,267,317,622

COMPANY	DOMICILE	NET		CAPITAL AND SURPLUS	FL DIRECT WRITTEN PREMIUM
		ADMITTED ASSETS	LIABILITIES		
OPTIMUM RE INS CO	FOREIGN	\$145,942,576	\$114,454,109	\$31,488,467	\$0
OPTUM INS OF OH INC	FOREIGN	\$151,930,638	\$118,840,323	\$33,090,315	\$144,312
OXFORD LIFE INS CO	FOREIGN	\$1,490,445,378	\$1,318,163,873	\$172,281,506	\$21,578,116
OZARK NATL LIFE INS CO	FOREIGN	\$775,248,491	\$644,614,591	\$130,633,900	\$522,159
PACIFIC LIFE & ANN CO	FOREIGN	\$6,217,125,207	\$5,685,586,386	\$531,538,820	\$2,693,968
PACIFIC LIFE INS CO	FOREIGN	\$113,241,838,354	\$105,479,358,853	\$7,762,479,501	\$608,795,593
PACIFICARE LIFE & HLTH INS CO	FOREIGN	\$205,672,564	\$8,307,571	\$197,364,993	\$658,973
PAN AMER ASSUR CO	FOREIGN	\$26,576,036	\$8,877,392	\$17,698,644	\$4,480,997
PAN AMER ASSUR CO INTL INC	ALIEN	\$4,968,985	\$26,465	\$4,942,521	\$0
PAN AMER LIFE INS CO	FOREIGN	\$1,293,710,487	\$1,048,785,090	\$244,925,396	\$8,375,914
PARK AVENUE LIFE INS CO	FOREIGN	\$268,797,987	\$218,123,651	\$50,674,336	\$23,563
PARKER CENTENNIAL ASSUR CO	FOREIGN	\$91,286,188	\$45,066,013	\$46,220,175	\$0
PAUL REVERE LIFE INS CO	FOREIGN	\$3,977,022,535	\$3,719,310,842	\$257,711,693	\$12,410,126
PAVONIA LIFE INS CO OF MI	FOREIGN	\$1,069,695,135	\$1,014,284,761	\$55,410,374	\$3,112,614
PENN INS & ANN CO	FOREIGN	\$3,780,494,579	\$3,417,431,829	\$363,062,750	\$12,866,925
PENN MUT LIFE INS CO	FOREIGN	\$18,235,048,089	\$16,447,356,211	\$1,787,691,878	\$96,149,304
PHILADELPHIA AMER LIFE INS CO	FOREIGN	\$235,193,386	\$201,264,846	\$33,928,540	\$2,172,806
PHL VARIABLE INS CO	FOREIGN	\$6,397,840,212	\$6,203,315,707	\$194,524,505	\$146,752,052
PHOENIX LIFE & ANN CO	FOREIGN	\$42,643,455	\$21,025,984	\$21,617,471	\$588,702
PHOENIX LIFE INS CO	FOREIGN	\$12,716,819,422	\$12,334,771,697	\$382,047,725	\$47,985,741
PHYSICIANS LIFE INS CO	FOREIGN	\$1,490,669,926	\$1,352,772,812	\$137,897,114	\$8,877,839
PHYSICIANS MUT INS CO	FOREIGN	\$2,106,179,396	\$1,220,656,067	\$885,523,329	\$7,423,688
PIONEER AMER INS CO	FOREIGN	\$62,210,051	\$41,632,378	\$20,577,673	\$945,265
PIONEER MUT LIFE INS CO	FOREIGN	\$516,926,292	\$469,474,626	\$47,451,666	\$924,069
PIONEER SECURITY LIFE INS CO	FOREIGN	\$125,476,575	\$24,032,325	\$101,444,250	\$3,717,801
PLATEAU INS CO	FOREIGN	\$28,844,579	\$17,835,298	\$11,009,281	\$2,192,913
PRIMERICA LIFE INS CO	FOREIGN	\$1,320,871,479	\$759,935,155	\$560,936,324	\$141,009,572
PRINCIPAL LIFE INS CO	FOREIGN	\$157,774,712,552	\$153,278,058,792	\$4,496,653,760	\$859,417,112
PRINCIPAL NATL LIFE INS CO	FOREIGN	\$185,055,250	\$81,387,119	\$103,668,131	\$41,002,715
PROFESSIONAL INS CO	FOREIGN	\$109,248,069	\$70,656,464	\$38,591,605	\$4,103,458
PROTECTIVE LIFE & ANNUITY INS CO	FOREIGN	\$2,007,627,437	\$1,834,071,976	\$173,555,461	\$1,458,822
PROTECTIVE LIFE INS CO	FOREIGN	\$41,809,688,019	\$38,027,764,724	\$3,781,923,294	\$265,659,862
PROVIDENT AMER LIFE & HLTH INS CO	FOREIGN	\$18,041,998	\$1,689,417	\$16,352,581	\$42,156
PROVIDENT LIFE & ACCIDENT INS CO	FOREIGN	\$8,325,327,100	\$7,597,784,050	\$727,543,050	\$70,359,787
PRUCO LIFE INS CO	FOREIGN	\$107,815,378,501	\$105,019,792,284	\$2,795,586,217	\$885,760,792
PRUDENTIAL ANN LIFE ASSUR CORP	FOREIGN	\$42,821,377,989	\$42,339,271,192	\$482,106,797	\$7,945,535
PRUDENTIAL INS CO OF AMER	FOREIGN	\$244,995,696,885	\$233,451,966,948	\$11,543,729,937	\$656,450,982
PRUDENTIAL RETIREMENT INS & ANN CO	FOREIGN	\$75,576,911,092	\$74,496,555,973	\$1,080,355,119	\$404,019,756
PURITAN LIFE INS CO OF AMER	FOREIGN	\$37,584,603	\$30,807,662	\$6,776,941	\$61,338
PYRAMID LIFE INS CO	FOREIGN	\$71,688,863	\$55,528,113	\$16,160,750	\$1,779,480
RELIABLE LIFE INS CO	FOREIGN	\$21,558,302	\$9,542,235	\$12,016,067	\$25,062
RELIANCE STANDARD LIFE INS CO	FOREIGN	\$9,580,836,653	\$8,656,909,525	\$923,927,128	\$117,315,318
RELIASTAR LIFE INS CO	FOREIGN	\$19,805,140,817	\$18,195,978,907	\$1,609,161,910	\$225,808,848
RELIASTAR LIFE INS CO OF NY	FOREIGN	\$3,053,708,425	\$2,738,838,597	\$314,869,828	\$6,375,771
RESERVE NATL INS CO	FOREIGN	\$122,807,996	\$77,669,857	\$45,138,139	\$2,220,529
RESOURCE LIFE INS CO	FOREIGN	\$7,036,714	\$487,981	\$6,548,733	\$0
RGA REINS CO	FOREIGN	\$24,593,004,392	\$23,089,602,668	\$1,503,401,724	\$0
RIVERSOURCE LIFE INS CO	FOREIGN	\$100,564,207,588	\$96,914,103,506	\$3,650,104,082	\$413,930,623
S USA LIFE INS CO INC	FOREIGN	\$13,796,430	\$5,707,661	\$8,088,769	\$138,895

SOURCE: NAIC ANNUAL STATEMENT – EXH. OF ASSETS; EXH. OF LIABILITIES, SURPLUS AND OTHER FUNDS; EXH. OF PREMIUMS WRITTEN (SCH. T)

AUTHORIZED FLORIDA INSURER FINANCIAL ABSTRACTS BY NAIC STATEMENT TYPE

PURSUANT TO SECTION 624.315(1)(a), F.S.

LIFE, ACCIDENT AND HEALTH

TOTAL FLORIDA DIRECT WRITTEN PREMIUMS: \$45,267,317,622

COMPANY	DOMICILE	NET		CAPITAL AND SURPLUS	FL DIRECT WRITTEN PREMIUM
		ADMITTED ASSETS	LIABILITIES		
SAGICOR LIFE INS CO	FOREIGN	\$1,193,810,515	\$1,111,679,226	\$82,131,289	\$31,793,233
SCOR GLOBAL LIFE AMER REINS CO	FOREIGN	\$1,261,971,764	\$1,069,844,862	\$192,126,902	\$0
SCOR GLOBAL LIFE RE INS CO OF DE	FOREIGN	\$368,333,824	\$290,191,642	\$78,142,182	\$0
SCOR GLOBAL LIFE USA REINS CO	FOREIGN	\$736,769,611	\$376,513,929	\$360,255,681	\$0
SCOTTISH RE US INC	FOREIGN	\$1,570,309,941	\$1,489,451,500	\$80,858,441	\$0
SECURIAN LIFE INS CO	FOREIGN	\$438,609,821	\$233,165,190	\$205,444,631	\$13,499,645
SECURITY BENEFIT LIFE INS CO	FOREIGN	\$27,787,431,315	\$26,501,061,941	\$1,286,369,374	\$280,932,283
SECURITY LIFE INS CO OF AMER	FOREIGN	\$69,742,571	\$49,048,002	\$20,694,568	\$1,089,207
SECURITY LIFE OF DENVER INS CO	FOREIGN	\$13,249,051,525	\$12,390,800,109	\$858,251,416	\$75,447,061
SECURITY MUT LIFE INS CO OF NY	FOREIGN	\$2,667,789,427	\$2,531,284,619	\$136,504,808	\$14,807,694
SECURITY NATL LIFE INS CO	FOREIGN	\$544,053,706	\$511,282,640	\$32,771,066	\$2,095,083
SENIOR HLTH INS CO OF PA	FOREIGN	\$2,879,794,716	\$2,824,037,145	\$55,757,570	\$9,533,890
SENIOR LIFE INS CO	FOREIGN	\$51,340,100	\$39,310,923	\$12,029,177	\$3,348,963
SENTINEL AMER LIFE INS CO	FOREIGN	\$30,514,793	\$26,302,877	\$4,211,915	\$33
SENTINEL SECURITY LIFE INS CO	FOREIGN	\$499,209,395	\$460,514,448	\$38,694,948	\$111,428,857
SENTRY LIFE INS CO	FOREIGN	\$5,560,232,504	\$5,291,418,368	\$268,814,136	\$18,272,842
SETTLERS LIFE INS CO	FOREIGN	\$387,993,138	\$348,526,560	\$39,466,578	\$1,122,255
SHELTERPOINT INS CO	DOMESTIC	\$8,599,723	\$859,537	\$7,740,186	\$0
SHELTERPOINT LIFE INS CO	FOREIGN	\$107,497,285	\$52,559,509	\$54,937,776	\$0
SOUTHERN FARM BUREAU LIFE INS CO	FOREIGN	\$13,307,904,235	\$10,851,059,245	\$2,456,844,990	\$44,976,421
SOUTHERN LIFE & HLTH INS CO	FOREIGN	\$85,483,639	\$52,119,822	\$33,363,817	\$0
SOUTHLAND NATL INS CORP	FOREIGN	\$307,359,260	\$273,376,333	\$33,982,926	\$44,462
STANDARD INS CO	FOREIGN	\$20,781,587,942	\$19,696,560,022	\$1,085,027,920	\$228,682,397
STANDARD LIFE & ACCIDENT INS CO	FOREIGN	\$514,484,951	\$236,426,816	\$278,058,135	\$8,120,044
STANDARD LIFE & CAS INS CO	FOREIGN	\$31,098,346	\$26,371,850	\$4,726,496	\$415,671
STANDARD SECURITY LIFE INS CO OF NY	FOREIGN	\$269,915,086	\$144,845,166	\$125,069,920	\$5,950,283
STARMOUNT LIFE INS CO	FOREIGN	\$65,949,730	\$37,666,946	\$28,282,784	\$1,921,010
STATE FARM LIFE INS CO	FOREIGN	\$66,498,229,728	\$56,938,309,363	\$9,559,920,365	\$259,916,516
STATE LIFE INS CO	FOREIGN	\$6,119,327,641	\$5,692,460,562	\$426,867,079	\$49,626,872
STATE MUT INS CO	FOREIGN	\$286,707,380	\$252,971,196	\$33,736,184	\$4,563,851
STERLING INVESTORS LIFE INS CO	FOREIGN	\$17,216,826	\$8,716,139	\$8,500,687	\$779,058
SUN LIFE & HLTH INS CO	FOREIGN	\$447,681,461	\$206,228,501	\$241,452,960	\$2,567,207
SUNSET LIFE INS CO OF AMER	FOREIGN	\$338,712,502	\$309,328,515	\$29,383,991	\$210,742
SURETY LIFE INS CO	FOREIGN	\$23,247,500	\$1,460,980	\$21,786,520	\$1,869,829
SWISS RE LIFE & HLTH AMER INC	FOREIGN	\$12,263,953,450	\$10,945,607,404	\$1,318,346,046	\$0
SYMETRA LIFE INS CO	FOREIGN	\$31,806,855,857	\$29,725,354,395	\$2,081,501,462	\$487,207,615
SYMETRA NATL LIFE INS CO	FOREIGN	\$16,832,893	\$6,410,044	\$10,422,849	\$7,827
TEACHERS INS & ANN ASSOC OF AMER	FOREIGN	\$270,094,422,397	\$235,358,924,754	\$34,735,497,643	\$342,649,260
TEXAS LIFE INS CO	FOREIGN	\$1,076,305,439	\$977,921,873	\$98,383,566	\$5,974,715
THE SAVINGS BANK LIFE INS CO OF MA	FOREIGN	\$2,919,104,803	\$2,695,146,986	\$223,957,818	\$10,293,039
THRIVENT LIFE INS CO	FOREIGN	\$3,519,375,777	\$3,369,903,777	\$149,472,000	\$3,134,745
TIAA CREF LIFE INS CO	FOREIGN	\$10,774,241,180	\$10,411,722,937	\$362,518,243	\$50,442,953
TIME INS CO	FOREIGN	\$1,157,901,114	\$686,236,841	\$471,664,273	\$334,549,084
TRANS OCEANIC LIFE INS CO	FOREIGN	\$67,396,765	\$32,150,427	\$35,246,338	\$3,510
TRANS WORLD ASSUR CO	FOREIGN	\$350,835,460	\$267,820,910	\$83,014,550	\$441,946
TRANSAMERICA ADVISORS LIFE INS CO	FOREIGN	\$8,752,551,032	\$7,962,298,625	\$790,252,407	\$2,697,735
TRANSAMERICA FINANCIAL LIFE INS CO	FOREIGN	\$31,535,276,918	\$30,367,891,588	\$1,167,385,330	\$569,200,742
TRANSAMERICA LIFE INS CO	FOREIGN	\$126,035,998,904	\$120,577,357,203	\$5,458,641,701	\$1,166,509,389
TRANSAMERICA PREMIER LIFE INS CO	FOREIGN	\$41,649,416,215	\$40,141,438,163	\$1,507,978,052	\$205,141,105

SOURCE: NAIC ANNUAL STATEMENT – EXH. OF ASSETS; EXH. OF LIABILITIES, SURPLUS AND OTHER FUNDS; EXH. OF PREMIUMS WRITTEN (SCH. T)

AUTHORIZED FLORIDA INSURER FINANCIAL ABSTRACTS BY NAIC STATEMENT TYPE

PURSUANT TO SECTION 624.315(1)(a), F.S.

LIFE, ACCIDENT AND HEALTH

TOTAL FLORIDA DIRECT WRITTEN PREMIUMS: \$45,267,317,622

COMPANY	DOMICILE	NET		CAPITAL AND SURPLUS	FL DIRECT WRITTEN PREMIUM
		ADMITTED ASSETS	LIABILITIES		
TRUSTMARK INS CO	FOREIGN	\$1,406,836,579	\$1,120,138,893	\$286,697,686	\$56,548,784
TRUSTMARK LIFE INS CO	FOREIGN	\$321,330,013	\$161,542,681	\$159,787,332	\$2,606,628
UBS LIFE INS CO USA	FOREIGN	\$41,287,437	\$1,467,026	\$39,820,411	\$0
UNICARE LIFE & HLTH INS CO	FOREIGN	\$373,838,168	\$265,487,218	\$108,350,950	\$9,967,380
UNIFIED LIFE INS CO	FOREIGN	\$184,083,536	\$162,332,176	\$21,751,360	\$2,668,494
UNIMERICA INS CO	FOREIGN	\$435,884,737	\$268,179,385	\$167,705,352	\$2,482,185
UNION FIDELITY LIFE INS CO	FOREIGN	\$19,364,967,021	\$18,936,694,552	\$428,272,471	\$1,891,050
UNION LABOR LIFE INS CO	FOREIGN	\$3,238,783,244	\$3,159,201,973	\$79,581,271	\$2,367,552
UNION NATL LIFE INS CO	FOREIGN	\$19,148,244	\$4,031,448	\$15,116,796	\$22,149
UNION SECURITY INS CO	FOREIGN	\$4,711,770,896	\$4,283,404,875	\$428,366,021	\$71,829,622
UNITED AMER INS CO	FOREIGN	\$1,559,650,158	\$1,366,991,612	\$192,658,546	\$126,725,819
UNITED HERITAGE LIFE INS CO	FOREIGN	\$541,645,921	\$482,323,584	\$59,322,337	\$67,962
UNITED HOME LIFE INS CO	FOREIGN	\$83,403,717	\$63,904,646	\$19,499,070	\$3,883,977
UNITED INS CO OF AMER	FOREIGN	\$3,675,771,181	\$3,270,339,149	\$405,432,032	\$21,693,376
UNITED LIFE INS CO	FOREIGN	\$1,535,949,770	\$1,397,095,208	\$138,854,562	\$1,105,318
UNITED OF OMAHA LIFE INS CO	FOREIGN	\$19,622,503,033	\$18,180,784,898	\$1,441,718,135	\$233,647,899
UNITED SECURITY ASSUR CO OF PA	FOREIGN	\$155,007,280	\$151,777,701	\$3,229,579	\$2,937,326
UNITED STATES LIFE INS CO IN THE CIT	FOREIGN	\$28,404,015,101	\$26,313,596,142	\$2,090,418,959	\$43,855,228
UNITED TEACHER ASSOC INS CO	FOREIGN	\$1,044,608,165	\$983,631,753	\$60,976,412	\$9,991,995
UNITED WORLD LIFE INS CO	FOREIGN	\$123,737,737	\$74,809,103	\$48,928,635	\$10,531,945
UNITEDHEALTHCARE INS CO	FOREIGN	\$15,791,222,045	\$10,201,482,818	\$5,589,739,227	\$5,336,762,916
UNITEDHEALTHCARE LIFE INS CO	FOREIGN	\$488,431,489	\$351,364,045	\$137,067,444	\$90,652,228
UNITY FINANCIAL LIFE INS CO	FOREIGN	\$207,938,142	\$195,550,500	\$12,387,642	\$4,006,753
UNIVERSAL UNDERWRITERS LIFE INS CO	FOREIGN	\$160,634,996	\$136,002,310	\$24,632,686	\$668,495
UNUM INS CO	FOREIGN	\$56,997,837	\$13,306,794	\$43,691,042	\$524,125
UNUM LIFE INS CO OF AMER	FOREIGN	\$20,552,323,486	\$18,985,031,386	\$1,567,292,100	\$202,265,778
US BR GREAT WEST LIFE ASSUR CO	FOREIGN	\$77,310,844	\$57,399,092	\$19,911,752	\$879,973
US BR SUN LIFE ASSUR CO OF CANADA	ALIEN	\$18,222,429,571	\$16,296,633,672	\$1,925,795,899	\$171,276,211
US BUSINESS OF CANADA LIFE ASSUR CO	ALIEN	\$4,403,743,639	\$4,272,122,485	\$131,621,154	\$4,490,693
US FINANCIAL LIFE INS CO	FOREIGN	\$597,309,975	\$503,640,160	\$93,669,815	\$9,321,538
USAA LIFE INS CO	FOREIGN	\$22,777,060,690	\$20,520,905,114	\$2,256,155,576	\$173,621,458
USABLE LIFE	FOREIGN	\$467,909,816	\$252,611,186	\$215,298,630	\$4,066,253
VANTIS LIFE INS CO	FOREIGN	\$251,551,771	\$164,232,231	\$87,319,540	\$1,506,793
VARIABLE ANN LIFE INS CO	FOREIGN	\$74,140,570,680	\$71,418,004,966	\$2,722,565,714	\$799,165,149
VOYA INS & ANN CO	FOREIGN	\$63,981,167,641	\$61,906,394,688	\$2,074,772,953	\$132,030,178
VOYA RETIREMENT INS & ANN CO	FOREIGN	\$87,214,110,805	\$85,183,943,863	\$2,030,166,942	\$672,761,145
WASHINGTON NATL INS CO	FOREIGN	\$4,807,834,774	\$4,474,783,748	\$333,051,026	\$32,012,530
WEST COAST LIFE INS CO	FOREIGN	\$4,985,334,018	\$4,565,905,787	\$419,428,231	\$34,265,118
WESTERN & SOUTHERN LIFE INS CO	FOREIGN	\$9,792,314,203	\$5,243,979,505	\$4,548,334,698	\$9,990,001
WESTERN SOUTHERN LIFE ASSUR CO	FOREIGN	\$12,553,375,468	\$11,558,139,391	\$995,236,077	\$16,689,548
WESTERN UNITED LIFE ASSUR CO	FOREIGN	\$1,096,339,390	\$1,025,813,626	\$70,525,764	\$3,821
WILCAC LIFE INS CO	FOREIGN	\$2,479,949,489	\$2,340,569,069	\$139,380,425	\$2,402,808
WILCO LIFE INS CO	FOREIGN	\$3,485,609,713	\$3,284,984,595	\$200,625,120	\$11,501,853
WILLIAM PENN LIFE INS CO OF NY	FOREIGN	\$1,158,678,400	\$1,025,454,900	\$133,223,500	\$9,028,340
WILTON REASSUR CO	FOREIGN	\$3,039,261,178	\$2,172,854,566	\$866,406,613	\$0
WILTON REASSUR LIFE CO OF NY	FOREIGN	\$902,186,236	\$811,415,422	\$90,770,807	\$2,964,316
XL LIFE INS & ANN CO	FOREIGN	\$16,694,512	\$148,577	\$16,545,935	\$0
ZALE LIFE INS CO	FOREIGN	\$11,812,920	\$2,399,911	\$9,413,009	\$157,108
ZURICH AMER LIFE INS CO	FOREIGN	\$12,270,834,832	\$12,145,247,955	\$125,586,877	\$40,126,506

SOURCE: NAIC ANNUAL STATEMENT – EXH. OF ASSETS; EXH. OF LIABILITIES, SURPLUS AND OTHER FUNDS; EXH. OF PREMIUMS WRITTEN (SCH. T)

AUTHORIZED FLORIDA INSURER FINANCIAL ABSTRACTS BY NAIC STATEMENT TYPE

PURSUANT TO SECTION 624.315(1)(a), F.S.

PROPERTY AND CASUALTY		TOTAL FLORIDA DIRECT WRITTEN PREMIUMS:			\$44,878,605,393
COMPANY	DOMICILE	NET ADMITTED ASSETS	LIABILITIES	CAPITAL AND SURPLUS	FL DIRECT WRITTEN PREMIUM
21ST CENTURY CENTENNIAL INS CO	FOREIGN	\$588,191,953	\$6,816,805	\$581,375,148	\$177,115,894
21ST CENTURY IND INS CO	FOREIGN	\$67,703,561	\$589,532	\$67,114,029	\$2,941,229
21ST CENTURY INS CO	FOREIGN	\$912,613,186	\$10,018,674	\$902,594,512	\$0
21ST CENTURY N AMER INS CO	FOREIGN	\$582,977,225	\$26,479,458	\$556,497,767	\$11,174,626
21ST CENTURY NATL INS CO	FOREIGN	\$24,695,579	\$568,786	\$24,126,793	\$0
21ST CENTURY PREFERRED INS CO	FOREIGN	\$41,956,444	\$845,480	\$41,110,965	\$3,634,080
21ST CENTURY PREMIER INS CO	FOREIGN	\$282,159,674	\$2,646,825	\$279,512,848	\$10,973
21ST CENTURY SECURITY INS CO	FOREIGN	\$198,310,028	\$2,629,924	\$195,680,104	\$0
ACA FIN GUAR CORP	FOREIGN	\$330,017,630	\$288,851,981	\$41,165,649	\$0
ACADEMIC MEDICAL PROFESSIONALS INS E	FOREIGN	\$3,698,956	\$1,098,085	\$2,600,871	\$13,944
ACCEPTANCE IND INS CO	FOREIGN	\$257,638,410	\$133,869,096	\$123,769,314	\$2,613,992
ACCESS INS CO	FOREIGN	\$153,739,220	\$122,194,227	\$31,544,993	(\$869)
ACCIDENT FUND GEN INS CO	FOREIGN	\$255,591,077	\$190,388,482	\$65,202,595	\$748,982
ACCIDENT FUND INS CO OF AMER	FOREIGN	\$2,780,497,473	\$1,966,669,756	\$813,827,717	\$1,805,840
ACCIDENT FUND NATL INS CO	FOREIGN	\$242,453,236	\$171,960,621	\$70,492,615	\$2,176,605
ACCIDENT INS CO INC	FOREIGN	\$135,943,165	\$130,693,981	\$5,249,184	\$4,918,036
ACCREDITED SURETY & CAS CO INC	DOMESTIC	\$25,735,316	\$4,096,800	\$21,638,515	\$864,633
ACE AMER INS CO	FOREIGN	\$12,073,965,444	\$9,495,147,186	\$2,578,818,258	\$315,082,756
ACE FIRE UNDERWRITERS INS CO	FOREIGN	\$109,350,860	\$34,371,579	\$74,979,281	\$502,360
ACE INS CO OF THE MIDWEST	FOREIGN	\$92,107,755	\$26,547,505	\$65,560,250	\$48,914,575
ACE PROP & CAS INS CO	FOREIGN	\$7,748,829,574	\$5,752,933,999	\$1,995,895,575	\$34,248,190
ACIG INS CO	FOREIGN	\$427,403,890	\$313,248,651	\$114,155,239	\$394,480
ACSTAR INS CO	FOREIGN	\$57,071,327	\$30,726,940	\$26,344,387	\$299,235
ADDISON INS CO	FOREIGN	\$109,969,388	\$65,605,556	\$44,363,832	\$10,267,135
ADMIRAL INS CO	FOREIGN	\$710,187,173	\$76,208,275	\$633,978,898	\$28,557,129
ADRIATIC INS CO	FOREIGN	\$81,263,540	\$16,919,470	\$64,344,070	\$3,553,871
ADVANCED PHYSICIANS INS RRG INC	FOREIGN	\$1,500,679	\$200,095	\$1,300,584	\$0
ADVANTAGE WORKERS COMP INS CO	FOREIGN	\$110,483,207	\$57,654,183	\$52,829,024	\$397,882
AEGIS SECURITY INS CO	FOREIGN	\$111,730,377	\$55,286,377	\$56,444,000	\$3,919,852
AETNA INS CO OF CT	FOREIGN	\$15,849,334	\$547,897	\$15,301,437	\$166,115
AFFILIATED FM INS CO	FOREIGN	\$2,589,256,590	\$1,109,667,309	\$1,479,589,281	\$23,278,978
AFFILIATES INS RECIP A RRG	FOREIGN	\$6,435,849	\$1,374,381	\$5,061,468	\$37,291
AFFIRMATIVE INS CO	FOREIGN	\$139,980,399	\$170,349,822	(\$30,369,425)	\$0
AGCS MARINE INS CO	FOREIGN	\$314,484,560	\$168,163,876	\$146,320,684	\$34,165,716
AGENCY INS CO OF MD INC	FOREIGN	\$117,720,258	\$80,908,828	\$36,811,430	\$5,148,119
AGIC INC	DOMESTIC	\$3,063,695	\$1,107,429	\$1,956,266	\$716,904
AGRI GEN INS CO	FOREIGN	\$107,028,049	\$7,117,774	\$99,910,275	\$12,114,730
AGRINATIONAL INS CO	FOREIGN	\$996,889,089	\$742,645,589	\$254,243,500	\$0
AIG ASSUR CO	FOREIGN	\$34,285,083	\$1,741,394	\$32,543,689	(\$299,815)
AIG PROP CAS CO	FOREIGN	\$4,730,194,481	\$3,417,369,332	\$1,312,825,149	\$236,603,454
AIG SPECIALTY INS CO	FOREIGN	\$98,820,761	\$58,690,469	\$40,130,292	\$59,019,968
AIU INS CO	FOREIGN	\$72,020,028	\$4,289,399	\$67,730,629	(\$4,209)
AIX SPECIALTY INS CO	FOREIGN	\$54,688,193	\$6,990,454	\$47,697,739	\$12,867,748
ALAMANCE INS CO	FOREIGN	\$485,265,484	\$111,466,507	\$373,798,977	\$0
ALASKA NATL INS CO	FOREIGN	\$889,028,002	\$501,203,858	\$387,824,144	\$351,019
ALEA NORTH AMERICA INS CO	FOREIGN	\$99,601,601	\$19,893,765	\$79,707,836	\$0
ALFA MUT INS CO	FOREIGN	\$1,239,643,985	\$741,743,444	\$497,900,541	\$0
ALLEGHENY CAS CO	FOREIGN	\$39,501,331	\$16,899,599	\$22,601,733	\$1,918,300
ALLEGIANTE INS CO INC A RRG	FOREIGN	\$21,258,810	\$13,853,444	\$7,405,366	\$651,538

SOURCE: NAIC ANNUAL STATEMENT – EXH. OF ASSETS; EXH. OF LIABILITIES, SURPLUS AND OTHER FUNDS; EXH. OF PREMIUMS WRITTEN (SCH. T)

AUTHORIZED FLORIDA INSURER FINANCIAL ABSTRACTS BY NAIC STATEMENT TYPE

PURSUANT TO SECTION 624.315(1)(a), F.S.

PROPERTY AND CASUALTY		TOTAL FLORIDA DIRECT WRITTEN PREMIUMS: \$44,878,605,393			
COMPANY	DOMICILE	NET ADMITTED ASSETS	LIABILITIES	CAPITAL AND SURPLUS	FL DIRECT WRITTEN PREMIUM
ALLIANCE OF NONPROFITS FOR INS RRG	FOREIGN	\$87,785,525	\$54,128,516	\$33,657,009	\$4,204,351
ALLIANZ GLOBAL RISKS US INS CO	FOREIGN	\$4,345,352,979	\$2,483,189,363	\$1,862,163,616	\$15,858,853
ALLIANZ UNDERWRITERS INS CO	FOREIGN	\$103,669,288	\$35,323,436	\$68,345,852	\$2,363,308
ALLIED EASTERN IND CO	FOREIGN	\$73,827,635	\$57,520,831	\$16,306,804	\$148,453
ALLIED INS CO OF AMER	FOREIGN	\$29,867,101	\$15,836,548	\$14,030,553	\$11,027,530
ALLIED PROFESSIONALS INS CO RRG	FOREIGN	\$47,362,507	\$27,844,846	\$19,517,661	\$1,627,169
ALLIED PROP & CAS INS CO	FOREIGN	\$385,017,784	\$326,114,659	\$58,903,125	\$84,003,648
ALLIED WORLD ASSUR CO US INC	FOREIGN	\$367,275,502	\$228,421,778	\$138,853,730	\$36,708,751
ALLIED WORLD INS CO	FOREIGN	\$1,749,569,784	\$667,235,660	\$1,082,334,122	\$6,284,707
ALLIED WORLD NATL ASSUR CO	FOREIGN	\$294,658,095	\$160,438,128	\$134,219,967	\$16,547,356
ALLIED WORLD SPECIALTY INS CO	FOREIGN	\$786,672,632	\$380,982,709	\$405,689,923	\$6,825,545
ALLIED WORLD SURPLUS LINES INS CO	FOREIGN	\$267,557,985	\$170,830,615	\$96,727,370	\$19,289,354
ALLMERICA FIN BENEFIT INS CO	FOREIGN	\$37,320,316	\$46,695	\$37,273,621	\$2,769,573
ALLSTATE FIRE & CAS INS CO	FOREIGN	\$215,706,141	\$4,536,927	\$211,169,214	\$925,604,187
ALLSTATE IND CO	FOREIGN	\$121,868,901	\$2,263,275	\$119,605,626	\$97,484,838
ALLSTATE INS CO	FOREIGN	\$43,271,169,901	\$27,952,897,659	\$15,318,272,242	\$531,580,181
ALLSTATE NORTHBROOK IND CO	FOREIGN	\$42,540,578	\$345,732	\$42,194,846	\$0
ALLSTATE PROP & CAS INS CO	FOREIGN	\$245,268,734	\$16,419,016	\$228,849,718	\$220,478,837
ALLSTATE VEHICLE & PROP INS CO	FOREIGN	\$50,254,972	\$1,384,340	\$48,870,632	\$0
ALPHA PROP & CAS INS CO	FOREIGN	\$33,016,470	\$19,572,150	\$13,444,320	\$12,003,972
ALTERRA AMER INS CO	FOREIGN	\$454,766,245	\$297,567,234	\$157,199,011	\$19,212,137
AMALGAMATED CAS INS CO	FOREIGN	\$53,208,052	\$11,162,253	\$42,045,798	\$1,402,707
AMBAC ASSUR CORP	FOREIGN	\$4,824,375,838	\$4,199,580,526	\$624,795,312	\$333,386
AMCO INS CO	FOREIGN	\$947,943,752	\$741,686,084	\$206,257,668	\$0
AMERICAN AGRI BUSINESS INS CO	FOREIGN	\$689,411,590	\$659,938,913	\$29,472,677	\$17,022,346
AMERICAN AGRICULTURAL INS CO	FOREIGN	\$1,152,576,572	\$611,420,279	\$541,156,293	\$0
AMERICAN ALT INS CORP	FOREIGN	\$550,779,275	\$351,319,803	\$199,459,472	\$33,664,375
AMERICAN ASSOC OF OTHODONTISTS RRG	FOREIGN	\$43,844,187	\$31,301,855	\$12,542,332	\$618,372
AMERICAN AUTOMOBILE INS CO	FOREIGN	\$231,984,531	\$57,381,956	\$174,602,575	\$43,843,712
AMERICAN BANKERS INS CO OF FL	DOMESTIC	\$1,877,636,283	\$1,394,387,183	\$483,249,100	\$1,319,074,856
AMERICAN BUILDERS INS CO	FOREIGN	\$119,522,559	\$82,029,291	\$37,493,267	\$22,484,189
AMERICAN CAPITAL ASSUR CORP	DOMESTIC	\$157,344,757	\$63,371,590	\$93,973,167	\$78,750,354
AMERICAN CAS CO OF READING PA	FOREIGN	\$150,833,779	\$36,285	\$150,797,494	\$31,236,292
AMERICAN COASTAL INS CO	DOMESTIC	\$322,159,718	\$147,410,426	\$174,749,292	\$307,988,040
AMERICAN COLONIAL INS CO	DOMESTIC	\$40,698,182	\$18,175,454	\$22,522,728	\$9,303,002
AMERICAN COMMERCE INS CO	FOREIGN	\$329,898,401	\$225,052,023	\$104,846,378	\$1,681,666
AMERICAN COMPENSATION INS CO	FOREIGN	\$70,934,236	\$17,517,208	\$53,417,028	\$2,927,335
AMERICAN CONTRACTORS IND CO	FOREIGN	\$324,841,833	\$211,793,162	\$113,048,671	\$1,328,091
AMERICAN CONTRACTORS INS CO RRG	FOREIGN	\$33,430,577	\$24,611,899	\$8,818,678	\$374,990
AMERICAN ECONOMY INS CO	FOREIGN	\$72,944,695	\$6,330,151	\$66,614,543	\$21,290,404
AMERICAN EMPIRE INS CO	FOREIGN	\$47,171,641	\$25,967,634	\$21,204,008	\$0
AMERICAN EMPIRE SURPLUS LINES INS CO	FOREIGN	\$363,756,726	\$238,387,276	\$125,369,450	\$6,123,646
AMERICAN EQUITY INS CO	FOREIGN	\$100,510,209	\$292,098	\$100,218,111	\$0
AMERICAN EQUITY SPECIALTY INS CO	FOREIGN	\$77,039,139	\$48,223,183	\$28,815,956	\$0
AMERICAN EXCESS INS EXCH RRG	FOREIGN	\$345,918,418	\$158,825,638	\$187,092,780	\$0
AMERICAN FAMILY HOME INS CO	DOMESTIC	\$544,256,470	\$360,354,066	\$183,902,404	\$1,910,788
AMERICAN FAMILY MUT INS CO	FOREIGN	\$15,343,877,759	\$8,840,787,675	\$6,503,090,084	\$0
AMERICAN FIRE & CAS CO	FOREIGN	\$41,199,415	\$1,674,453	\$39,524,961	\$3,644,797
AMERICAN GUAR & LIAB INS	FOREIGN	\$277,325,077	\$97,033,660	\$180,291,417	\$86,997,320

SOURCE: NAIC ANNUAL STATEMENT – EXH. OF ASSETS; EXH. OF LIABILITIES, SURPLUS AND OTHER FUNDS; EXH. OF PREMIUMS WRITTEN (SCH. T)

AUTHORIZED FLORIDA INSURER FINANCIAL ABSTRACTS BY NAIC STATEMENT TYPE

PURSUANT TO SECTION 624.315(1)(a), F.S.

PROPERTY AND CASUALTY		TOTAL FLORIDA DIRECT WRITTEN PREMIUMS: \$44,878,605,393			
COMPANY	DOMICILE	NET ADMITTED ASSETS	LIABILITIES	CAPITAL AND SURPLUS	FL DIRECT WRITTEN PREMIUM
AMERICAN HALLMARK INS CO OF TX	FOREIGN	\$375,857,587	\$236,621,011	\$139,236,576	\$93,258
AMERICAN HLTHCARE IND CO	FOREIGN	\$23,568,044	\$2,283,035	\$21,285,009	\$0
AMERICAN HOME ASSUR CO	FOREIGN	\$26,103,895,571	\$19,463,095,683	\$6,640,799,888	\$80,972,239
AMERICAN INDEPENDENT INS CO	FOREIGN	\$54,168,222	\$34,457,674	\$19,710,548	\$0
AMERICAN INS CO	FOREIGN	\$310,914,121	\$88,666,810	\$222,247,311	\$7,360,244
AMERICAN INTEGRITY INS CO OF FL	DOMESTIC	\$211,420,260	\$143,781,458	\$67,638,802	\$246,308,684
AMERICAN INTERSTATE INS CO	FOREIGN	\$1,207,740,770	\$836,375,671	\$371,365,099	\$26,451,127
AMERICAN MERCURY INS CO	FOREIGN	\$367,725,185	\$204,764,391	\$162,960,794	\$3,099
AMERICAN MODERN HOME INS CO	FOREIGN	\$1,277,226,355	\$841,154,906	\$436,071,448	\$6,434,056
AMERICAN MODERN INS CO OF FL	DOMESTIC	\$32,394,836	\$22,979,831	\$9,415,006	\$10,926,312
AMERICAN MODERN SELECT INS CO	FOREIGN	\$292,807,668	\$240,076,385	\$52,731,283	\$15,814
AMERICAN MODERN SURPLUS LINES INS CO	FOREIGN	\$70,747,268	\$40,286,097	\$30,461,170	\$400,442
AMERICAN NATL GEN INS CO	FOREIGN	\$101,541,794	\$36,535,374	\$65,006,420	\$0
AMERICAN NATL LLOYDS INS CO	FOREIGN	\$84,601,895	\$17,525,952	\$67,075,943	\$0
AMERICAN NATL PROP & CAS CO	FOREIGN	\$1,275,620,989	\$639,766,765	\$635,854,224	\$7,930,438
AMERICAN PET INS CO	FOREIGN	\$43,490,151	\$17,422,239	\$26,067,913	\$8,515,265
AMERICAN PLATINUM PROP & CAS INS CO	DOMESTIC	\$19,405,339	\$4,628,276	\$14,777,064	\$7,756,943
AMERICAN PROP INS CO	FOREIGN	\$17,232,498	\$10,422,700	\$6,809,798	\$0
AMERICAN RELIABLE INS CO	FOREIGN	\$260,698,649	\$172,374,174	\$88,324,475	\$9,794,344
AMERICAN ROAD INS CO	FOREIGN	\$642,209,105	\$391,109,049	\$251,100,056	\$14,423,860
AMERICAN SAFETY CAS INS CO	FOREIGN	\$153,283,759	\$25,868,767	\$127,414,992	\$68,396
AMERICAN SAFETY IND CO	FOREIGN	\$199,432,250	\$110,186,464	\$89,245,786	\$168,172
AMERICAN SAFETY INS CO	FOREIGN	\$17,597,503	\$563,466	\$17,034,037	\$2,219,838
AMERICAN SAFETY RRG INC	FOREIGN	\$8,349,837	\$2,087,042	\$6,262,795	\$9,684
AMERICAN SECURITY INS CO	FOREIGN	\$1,584,935,296	\$1,026,090,114	\$558,845,182	\$307,381,522
AMERICAN SENTINEL INS CO	FOREIGN	\$32,297,640	\$16,479,388	\$15,818,252	\$0
AMERICAN SERV INS CO INC	FOREIGN	\$144,531,793	\$93,413,983	\$51,117,810	\$0
AMERICAN SOUTHERN HOME INS CO	DOMESTIC	\$163,124,783	\$118,415,669	\$44,709,114	\$24,369,028
AMERICAN SOUTHERN INS CO	FOREIGN	\$108,857,171	\$70,548,864	\$38,308,307	\$9,625,715
AMERICAN STATES INS CO	FOREIGN	\$138,460,734	\$10,359,068	\$128,101,658	\$36,754,136
AMERICAN STRATEGIC INS CORP	DOMESTIC	\$981,753,695	\$539,920,711	\$441,832,984	\$138,716,885
AMERICAN SUMMIT INS CO	FOREIGN	\$48,003,214	\$17,411,546	\$30,591,668	\$0
AMERICAN SURETY CO	FOREIGN	\$14,552,005	\$4,296,326	\$10,255,679	\$1,071,450
AMERICAN TRADITIONS INS CO	DOMESTIC	\$49,748,897	\$29,013,423	\$20,735,474	\$48,737,247
AMERICAN WESTERN HOME INS CO	FOREIGN	\$182,828,436	\$111,615,025	\$71,213,411	\$1,624,022
AMERICAN ZURICH INS CO	FOREIGN	\$314,257,474	\$87,955,944	\$226,301,530	\$118,051,804
AMERIGUARD RRG INC	FOREIGN	\$13,771,949	\$5,880,760	\$7,891,189	\$890,195
AMERISURE INS CO	FOREIGN	\$785,855,803	\$547,171,701	\$238,684,102	\$129,502,579
AMERISURE MUT INS CO	FOREIGN	\$2,124,488,334	\$1,249,307,958	\$875,180,376	\$81,912,140
AMERISURE PARTNERS INS CO	FOREIGN	\$78,548,917	\$54,664,767	\$23,884,150	\$7,622,709
AMERITRUST INS CORP	FOREIGN	\$119,588,647	\$88,890,589	\$30,698,058	\$3,492,055
AMEX ASSUR CO	FOREIGN	\$256,277,631	\$71,954,506	\$184,323,128	\$19,614,752
AMGUARD INS CO	FOREIGN	\$478,904,863	\$361,542,102	\$117,362,761	\$1,364,932
AMICA MUT INS CO	FOREIGN	\$4,961,852,112	\$2,350,587,940	\$2,611,264,172	\$144,960,084
ANCHOR GEN INS CO	FOREIGN	\$99,264,182	\$74,408,714	\$24,855,468	\$0
ANCHOR PROP & CAS INS CO	DOMESTIC	\$66,107,377	\$39,468,514	\$26,638,863	\$34,995,426
APPALACHIAN INS CO	FOREIGN	\$324,111,697	\$118,212,405	\$205,899,292	\$4,976,718
APPLIED MEDICO LEGAL SOLUTIONS RRG	FOREIGN	\$131,873,137	\$96,361,988	\$35,511,149	\$3,596,452
ARAG INS CO	FOREIGN	\$70,631,882	\$17,336,491	\$53,295,391	\$6,511,670

SOURCE: NAIC ANNUAL STATEMENT – EXH. OF ASSETS; EXH. OF LIABILITIES, SURPLUS AND OTHER FUNDS; EXH. OF PREMIUMS WRITTEN (SCH. T)

AUTHORIZED FLORIDA INSURER FINANCIAL ABSTRACTS BY NAIC STATEMENT TYPE

PURSUANT TO SECTION 624.315(1)(a), F.S.

PROPERTY AND CASUALTY		TOTAL FLORIDA DIRECT WRITTEN PREMIUMS: \$44,878,605,393			
COMPANY	DOMICILE	NET ADMITTED ASSETS	LIABILITIES	CAPITAL AND SURPLUS	FL DIRECT WRITTEN PREMIUM
ARCH EXCESS & SURPLUS INS CO	FOREIGN	\$65,202,725	\$1,800,690	\$63,402,035	\$0
ARCH IND INS CO	FOREIGN	\$67,808,021	\$41,759,936	\$26,048,085	\$0
ARCH INS CO	FOREIGN	\$3,545,425,389	\$2,718,886,021	\$826,539,368	\$87,755,603
ARCH MORTGAGE GUAR CO	FOREIGN	\$50,918,255	\$1,341,200	\$49,577,055	\$6,569
ARCH MORTGAGE INS CO	FOREIGN	\$436,418,566	\$301,933,826	\$134,484,740	\$5,256,351
ARCH REINS CO	FOREIGN	\$1,904,938,079	\$703,505,129	\$1,201,432,950	\$0
ARCH SPECIALTY INS CO	FOREIGN	\$502,977,693	\$197,049,584	\$305,928,109	\$104,095,125
ARCOA RRG INC	FOREIGN	\$14,388,854	\$9,002,392	\$5,386,463	\$3,997,040
ARGONAUT GREAT CENTRAL INS CO	FOREIGN	\$48,672,480	\$23,662,734	\$25,009,746	\$0
ARGONAUT INS CO	FOREIGN	\$1,268,863,997	\$852,800,634	\$416,063,363	\$13,912,017
ARGONAUT MIDWEST INS CO	FOREIGN	\$48,334,840	\$31,674,980	\$16,659,859	\$370,222
ARISE BOILER INSPECTION & INS CO RRG	FOREIGN	\$3,625,512	\$724,615	\$2,900,897	\$7,282
ARK ROYAL INS CO	DOMESTIC	\$97,924,169	\$54,935,800	\$42,988,369	\$119,470,071
ARMED FORCES INS EXCH	FOREIGN	\$142,849,612	\$66,737,970	\$76,111,642	\$9,116,362
ARROWOOD IND CO	FOREIGN	\$1,353,999,436	\$1,123,164,346	\$230,835,089	(\$6,031)
ARROWOOD SURPLUS LINES INS CO	FOREIGN	\$91,490,893	\$8,870,111	\$82,620,782	\$0
ARTISAN & TRUCKERS CAS CO	FOREIGN	\$300,529,756	\$241,980,271	\$58,549,485	\$11,124,169
ASCENDANT COMMERCIAL INS INC	DOMESTIC	\$50,396,489	\$40,008,383	\$10,388,106	\$62,100,548
ASHMERE INS CO	FOREIGN	\$12,433,692	\$6,502	\$12,427,190	\$0
ASI ASSUR CORP	DOMESTIC	\$125,413,291	\$65,356,268	\$60,057,022	\$78,951,887
ASI HOME INS CORP	DOMESTIC	\$18,153,901	\$1,528,424	\$16,625,477	\$3,071,345
ASI LLOYDS	FOREIGN	\$209,089,314	\$112,116,769	\$96,972,545	\$0
ASI PREFERRED INS CORP	DOMESTIC	\$92,647,325	\$59,251,481	\$33,395,844	\$137,401,690
ASPEN AMER INS CO	FOREIGN	\$504,937,642	\$236,390,297	\$268,547,345	\$8,820,452
ASPEN SPECIALTY INS CO	FOREIGN	\$368,957,330	\$216,830,392	\$152,126,938	\$84,628,987
ASPIRE GEN INS CO	FOREIGN	\$15,360,094	\$6,806,910	\$8,553,184	\$0
ASSOC OF CERT MORTG ORIGINATORS RRG	FOREIGN	\$1,810,807	\$778,522	\$1,032,285	\$0
ASSOCIATED IND CORP	FOREIGN	\$110,810,969	\$23,712,572	\$87,098,397	\$3,006,265
ASSOCIATED INDUSTRIES INS CO INC	DOMESTIC	\$261,732,449	\$192,309,685	\$69,422,763	\$96,887,294
ASSOCIATED INTL INS CO	FOREIGN	\$214,881,905	\$108,946,870	\$105,935,035	\$246,262
ASSOCIATION CAS INS CO	FOREIGN	\$45,929,622	\$26,759,788	\$19,169,834	\$0
ASSURANCEAMERICA INS CO	FOREIGN	\$54,193,689	\$41,573,432	\$12,620,257	\$27,814,245
ASSURED GUAR CORP	FOREIGN	\$3,066,922,460	\$1,701,634,836	\$1,365,287,625	\$0
ASSURED GUAR MUNICIPAL CORP	FOREIGN	\$5,788,476,416	\$3,347,667,485	\$2,440,808,929	\$5,582,071
ATAIN INS CO	FOREIGN	\$77,180,274	\$29,419,708	\$47,760,566	\$44,473
ATAIN SPECIALTY INS CO	FOREIGN	\$335,584,860	\$169,598,298	\$165,986,562	\$3,600,511
ATLANTIC CAS INS CO	FOREIGN	\$249,675,149	\$161,887,644	\$87,787,505	\$6,126,997
ATLANTIC SPECIALTY INS CO	FOREIGN	\$2,340,296,453	\$1,717,961,036	\$622,335,417	\$48,966,653
ATRADIUS TRADE CREDIT INS CO	FOREIGN	\$112,034,409	\$45,428,765	\$66,605,644	\$1,725,920
ATTORNEYS LIAB ASSUR SOCIETY INC RRG	FOREIGN	\$1,944,690,250	\$1,387,539,647	\$557,150,603	\$15,237,822
ATTPRO RRG RECIP RRG	FOREIGN	\$2,552,678	\$1,311,153	\$1,241,525	\$770,090
AUSTIN MUT INS CO	FOREIGN	\$53,010,101	\$13,063,459	\$39,946,642	\$0
AUTO CLUB INS ASSOC	FOREIGN	\$3,783,316,836	\$2,190,515,941	\$1,592,800,895	\$0
AUTO CLUB INS CO OF FL	DOMESTIC	\$347,374,548	\$194,313,999	\$153,060,549	\$205,825,184
AUTO CLUB S INS CO	DOMESTIC	\$110,900,100	\$56,394,075	\$54,506,024	\$63,603,378
AUTO OWNERS INS CO	FOREIGN	\$13,117,628,217	\$4,340,675,334	\$8,776,952,882	\$127,438,846
AUTOMOBILE INS CO OF HARTFORD CT	FOREIGN	\$1,000,828,705	\$678,445,996	\$322,382,709	\$36,156
AVATAR PROP & CAS INS CO	DOMESTIC	\$44,160,761	\$20,384,941	\$23,775,820	\$30,084,723
AVEMCO INS CO	FOREIGN	\$78,437,696	\$31,211,653	\$47,226,043	\$1,416,839

SOURCE: NAIC ANNUAL STATEMENT – EXH. OF ASSETS; EXH. OF LIABILITIES, SURPLUS AND OTHER FUNDS; EXH. OF PREMIUMS WRITTEN (SCH. T)

AUTHORIZED FLORIDA INSURER FINANCIAL ABSTRACTS BY NAIC STATEMENT TYPE

PURSUANT TO SECTION 624.315(1)(a), F.S.

PROPERTY AND CASUALTY		TOTAL FLORIDA DIRECT WRITTEN PREMIUMS:			\$44,878,605,393
COMPANY	DOMICILE	NET ADMITTED ASSETS	LIABILITIES	CAPITAL AND SURPLUS	FL DIRECT WRITTEN PREMIUM
AVIATION ALLIANCE INS RRG INC	FOREIGN	\$3,948,359	\$2,668,709	\$1,279,650	\$565,781
AXA ART INS CORP	FOREIGN	\$26,056,878	\$8,314,569	\$17,742,308	(\$3,876)
AXA INS CO	FOREIGN	\$208,477,559	\$88,665,945	\$119,811,614	\$6,809,563
AXIS INS CO	FOREIGN	\$1,488,040,598	\$922,960,322	\$565,080,276	\$30,032,142
AXIS REINS CO	FOREIGN	\$2,863,345,117	\$2,002,486,507	\$860,858,610	\$307,104
AXIS SPECIALTY INS CO	FOREIGN	\$67,030,765	\$14,281,333	\$52,749,432	\$0
AXIS SURPLUS INS CO	FOREIGN	\$432,270,851	\$240,242,021	\$192,028,830	\$54,267,726
BALBOA INS CO	FOREIGN	\$106,424,271	\$29,118,368	\$77,305,903	(\$207,471)
BANKERS INS CO	DOMESTIC	\$150,509,826	\$73,830,047	\$76,679,779	\$3,370,928
BANKERS SPECIALTY INS CO	FOREIGN	\$57,464,052	\$9,851,044	\$47,613,008	\$1,474,226
BANKERS STANDARD FIRE & MARINE CO	FOREIGN	\$199,665,063	\$116,644,668	\$83,020,395	\$0
BANKERS STANDARD INS CO	FOREIGN	\$470,567,668	\$317,264,196	\$153,303,472	\$1,009,214
BAR VERMONT RRG INC	FOREIGN	\$26,545,657	\$9,440,629	\$17,105,028	\$365,561
BAY INS RRG INC	FOREIGN	\$629,737	\$113,815	\$515,922	\$0
BCS INS CO	FOREIGN	\$272,207,159	\$110,890,836	\$161,316,323	\$6,165,812
BEAZLEY INS CO INC	FOREIGN	\$282,999,585	\$163,849,389	\$119,150,196	\$5,537,083
BEDIVERE INS CO	FOREIGN	\$288,885,048	\$187,171,003	\$101,714,045	(\$1,488)
BENCHMARK INS CO	FOREIGN	\$214,603,736	\$148,349,930	\$66,253,806	\$86,430
BERKLEY ASSUR CO	FOREIGN	\$64,896,942	\$12,009,167	\$52,887,775	\$9,938,654
BERKLEY INS CO	FOREIGN	\$17,109,329,278	\$11,813,769,899	\$5,295,559,379	\$17,426,322
BERKLEY NATL INS CO	FOREIGN	\$95,477,350	\$44,984,692	\$50,492,658	\$3,198,540
BERKLEY REGIONAL INS CO	FOREIGN	\$711,646,977	\$31,723,513	\$679,923,464	\$714,847
BERKLEY REGIONAL SPECIALTY INS CO	FOREIGN	\$59,893,915	\$5,830,458	\$54,063,457	\$125,349
BERKSHIRE HATHAWAY ASSUR CORP	FOREIGN	\$2,176,460,672	\$727,159,014	\$1,449,301,657	\$0
BERKSHIRE HATHAWAY DIRECT INS CO	FOREIGN	\$124,004,051	\$11,649,101	\$112,354,950	\$0
BERKSHIRE HATHAWAY HOMESTATE INS CO	FOREIGN	\$2,175,045,648	\$1,007,348,077	\$1,167,697,571	\$6,084,579
BERKSHIRE HATHAWAY SPECIALTY INS CO	FOREIGN	\$3,371,586,922	\$327,475,431	\$3,044,111,491	\$1,899,905
BITCO GEN INS CORP	FOREIGN	\$820,841,943	\$545,695,497	\$275,146,446	\$12,812,927
BITCO NATL INS CO	FOREIGN	\$482,270,890	\$342,217,714	\$140,053,176	\$6,634,696
BLUE HILL SPECIALTY INS CO INC	FOREIGN	\$15,319,942	\$37,572	\$15,282,370	\$0
BLUESHORE INS CO	FOREIGN	\$54,767,680	\$38,774,890	\$15,992,790	\$0
BOND SAFEGUARD INS CO	FOREIGN	\$82,879,301	\$46,817,454	\$36,061,847	\$771,032
BOSTON IND CO INC	FOREIGN	\$7,827,511	\$2,802,020	\$5,025,491	\$31,164
BRIDGEFIELD CAS INS CO	DOMESTIC	\$58,253,268	\$8,203,534	\$50,049,734	\$43,895,110
BRIDGEFIELD EMPLOYERS INS CO	DOMESTIC	\$125,074,479	\$3,962,506	\$121,111,974	\$245,657,970
BRIERFIELD INS CO	FOREIGN	\$12,887,033	\$4,208,720	\$8,678,313	\$11,665,780
BRISTOL W INS CO	FOREIGN	\$132,328,818	\$85,591,711	\$46,737,107	\$1,772,822
BROTHERHOOD MUT INS CO	FOREIGN	\$542,036,088	\$312,970,378	\$229,065,710	\$262,763
BUILD AMER MUT ASSUR CO	FOREIGN	\$479,610,963	\$42,339,936	\$437,271,027	\$833,863
BUILDERS INS	FOREIGN	\$518,099,524	\$290,768,807	\$227,330,717	\$0
BUILDERS MUT INS CO	FOREIGN	\$701,655,127	\$420,023,393	\$281,631,734	\$3,760,905
BURLINGTON INS CO	FOREIGN	\$370,517,126	\$192,185,571	\$178,331,555	\$16,775,412
BUSINESSFIRST INS CO	DOMESTIC	\$39,122,069	\$23,599,603	\$15,522,466	\$25,743,670
CALIFORNIA CAS IND EXCH	FOREIGN	\$582,281,856	\$297,951,440	\$284,330,415	\$0
CALIFORNIA CAS INS CO	FOREIGN	\$107,171,901	\$34,263,546	\$72,908,354	\$9,256,814
CAMICO MUT INS CO	FOREIGN	\$87,246,141	\$46,948,540	\$40,297,601	\$1,165,952
CAMPMED CAS & IND CO INC	FOREIGN	\$20,490,401	\$24,718	\$20,465,683	\$401,962
CANAL IND CO	FOREIGN	\$44,790,721	\$2,609,584	\$42,181,137	\$1,755
CANAL INS CO	FOREIGN	\$786,983,108	\$358,939,235	\$428,043,873	\$19,356,025

SOURCE: NAIC ANNUAL STATEMENT – EXH. OF ASSETS; EXH. OF LIABILITIES, SURPLUS AND OTHER FUNDS; EXH. OF PREMIUMS WRITTEN (SCH. T)

AUTHORIZED FLORIDA INSURER FINANCIAL ABSTRACTS BY NAIC STATEMENT TYPE

PURSUANT TO SECTION 624.315(1)(a), F.S.

PROPERTY AND CASUALTY		TOTAL FLORIDA DIRECT WRITTEN PREMIUMS: \$44,878,605,393			
COMPANY	DOMICILE	NET ADMITTED ASSETS	LIABILITIES	CAPITAL AND SURPLUS	FL DIRECT WRITTEN PREMIUM
CANOPIUS US INS	FOREIGN	\$215,761,067	\$114,188,477	\$101,572,590	\$15,497,447
CAPACITY INS CO	DOMESTIC	\$21,100,639	\$11,519,821	\$9,580,819	\$14,658,833
CAPITOL IND CORP	FOREIGN	\$478,842,403	\$253,306,687	\$225,535,716	\$1,138,035
CAPITOL PREFERRED INS CO	DOMESTIC	\$54,798,487	\$28,739,830	\$26,058,657	\$55,705,911
CAPITOL SPECIALTY INS CORP	FOREIGN	\$120,331,462	\$66,514,623	\$53,816,839	\$15,624,953
CARE RRG INC	FOREIGN	\$20,188,855	\$15,815,080	\$4,373,775	\$929,664
CARING COMMUNITIES RECIP RRG	FOREIGN	\$73,993,138	\$26,205,414	\$47,787,723	\$713,426
CAROLINA CAS INS CO	FOREIGN	\$180,804,360	\$81,693,194	\$99,111,166	\$8,648,975
CASTLE KEY IND CO	FOREIGN	\$8,142,692	\$2,269,662	\$5,873,030	\$73,809,154
CASTLE KEY INS CO	FOREIGN	\$360,369,971	\$154,109,852	\$206,260,119	\$108,902,977
CATERPILLAR INS CO	FOREIGN	\$650,315,165	\$363,668,487	\$286,646,678	\$10,552,687
CATLIN IND CO	FOREIGN	\$122,324,756	\$58,731,759	\$63,592,997	\$3,055,024
CATLIN INS CO	FOREIGN	\$260,432,146	\$207,955,228	\$52,476,918	\$16,067,922
CATLIN SPECIALTY INS CO	FOREIGN	\$668,396,555	\$455,257,966	\$213,138,589	\$30,459,569
CENSTAT CAS CO	FOREIGN	\$22,017,108	\$4,961,355	\$17,055,753	\$0
CENTAURI SPECIALTY INS CO	DOMESTIC	\$103,098,337	\$71,080,145	\$32,018,192	\$7,545,932
CENTENNIAL CAS CO	FOREIGN	\$110,216,628	\$43,933,087	\$66,283,541	\$583,256
CENTRAL STATES IND CO OF OMAHA	FOREIGN	\$417,290,096	\$62,340,538	\$354,949,557	\$883,622
CENTRE INS CO	FOREIGN	\$90,087,064	\$40,146,826	\$49,940,237	\$0
CENTURION CAS CO	FOREIGN	\$152,649,030	\$563,005	\$152,086,025	\$0
CENTURION MEDICAL LIAB PROTECT RRG	FOREIGN	\$22,023,725	\$11,486,161	\$10,537,564	\$2,236,945
CENTURY NATL INS CO	FOREIGN	\$594,055,305	\$226,511,831	\$367,543,474	\$12,651,717
CENTURY SURETY CO	FOREIGN	\$609,562,670	\$436,060,114	\$173,502,556	\$496,190
CHARTER OAK FIRE INS CO	FOREIGN	\$922,936,893	\$667,282,440	\$255,654,453	\$76,183,500
CHEROKEE GUAR CO INC A RRG	FOREIGN	\$14,828,416	\$11,443,841	\$3,384,575	\$25,158
CHEROKEE INS CO	FOREIGN	\$434,184,128	\$281,408,513	\$152,775,615	\$379,135
CHICAGO INS CO	FOREIGN	\$93,722,983	\$32,538,922	\$61,184,061	\$643,955
CHUBB CUSTOM INS CO	FOREIGN	\$405,462,128	\$204,675,805	\$200,786,323	\$55,936,079
CHUBB IND INS CO	FOREIGN	\$374,137,188	\$223,374,785	\$150,762,403	\$6,853,241
CHUBB NATL INS CO	FOREIGN	\$329,883,937	\$177,531,042	\$152,352,895	\$12,931
CHURCH INS CO	FOREIGN	\$25,021,984	\$9,453,105	\$15,568,879	\$0
CHURCH MUT INS CO	FOREIGN	\$1,643,867,974	\$1,058,797,014	\$585,070,960	\$13,894,615
CIM INS CORP	FOREIGN	\$17,913,147	\$498,914	\$17,414,233	\$6,209,310
CINCINNATI CAS CO	FOREIGN	\$377,670,966	\$41,167,715	\$336,503,250	\$549,650
CINCINNATI INS CO	FOREIGN	\$11,194,176,670	\$6,781,745,197	\$4,412,431,473	\$37,635,992
CIRCLE STAR INS CO RRG	FOREIGN	\$3,053,287	\$1,221,363	\$1,831,924	\$0
CITIZENS PROP INS CORP	DOMESTIC	\$13,362,997,058	\$5,973,305,251	\$7,389,691,807	\$1,267,754,199
CLAIM PROFESSIONALS LIAB INS CO RRG	FOREIGN	\$3,967,331	\$1,560,708	\$2,406,623	\$274,818
CLARENDON NATL INS CO	FOREIGN	\$933,388,039	\$723,627,719	\$209,760,319	\$719
CLEAR BLUE INS CO	FOREIGN	\$18,019,795	\$7,275	\$18,012,520	\$7,946
CLEAR BLUE SPECIALTY INS CO	FOREIGN	\$46,096,590	\$11,767	\$46,084,823	(\$17,692)
CLEARWATER INS CO	FOREIGN	\$1,219,060,843	\$914,562,273	\$304,498,570	\$0
COAST NATL INS CO	FOREIGN	\$597,453,068	\$178,857,182	\$418,595,886	\$0
COFACE N AMER INS CO	FOREIGN	\$142,707,272	\$85,962,143	\$56,745,129	\$6,996,548
COLISEUM REINS CO	FOREIGN	\$282,022,288	\$96,754,836	\$185,267,452	\$0
COLLEGE RRG INC	FOREIGN	\$23,119,128	\$13,444,028	\$9,675,100	\$111,848
COLONIAL AMER CAS & SURETY CO	FOREIGN	\$23,779,957	\$1,464,861	\$22,315,096	\$514,971
COLONIAL SURETY CO	FOREIGN	\$54,156,183	\$22,534,446	\$31,621,737	\$786,731
COLONY INS CO	FOREIGN	\$1,409,387,455	\$1,059,792,183	\$349,595,272	\$51,102,834

SOURCE: NAIC ANNUAL STATEMENT – EXH. OF ASSETS; EXH. OF LIABILITIES, SURPLUS AND OTHER FUNDS; EXH. OF PREMIUMS WRITTEN (SCH. T)

AUTHORIZED FLORIDA INSURER FINANCIAL ABSTRACTS BY NAIC STATEMENT TYPE

PURSUANT TO SECTION 624.315(1)(a), F.S.

PROPERTY AND CASUALTY		TOTAL FLORIDA DIRECT WRITTEN PREMIUMS: \$44,878,605,393			
COMPANY	DOMICILE	NET ADMITTED ASSETS	LIABILITIES	CAPITAL AND SURPLUS	FL DIRECT WRITTEN PREMIUM
COLONY SPECIALTY INS CO	FOREIGN	\$64,128,165	\$43,944,756	\$20,183,410	\$1,320,083
COLORADO CAS INS CO	FOREIGN	\$25,197,590	\$781,551	\$24,416,040	\$0
COLUMBIA CAS CO	FOREIGN	\$247,430,064	\$171,718	\$247,258,346	\$40,371,472
COLUMBIA INS CO	FOREIGN	\$19,102,373,335	\$4,905,005,843	\$14,197,367,491	\$0
COLUMBIA NATL RRG INC	FOREIGN	\$1,747,100	\$589,018	\$1,158,082	\$28,410
COMMERCE & INDUSTRY INS CO	FOREIGN	\$4,142,735,915	\$3,168,753,094	\$973,982,821	\$86,028,608
COMMERCE INS CO	FOREIGN	\$2,235,220,316	\$1,574,588,236	\$660,632,079	\$0
COMMERCIAL CAS INS CO	FOREIGN	\$116,069,282	\$57,058,930	\$59,010,352	\$0
COMMERCIAL GUAR INS CO	FOREIGN	\$33,248,743	\$130,964	\$33,117,779	\$0
COMMONWEALTH INS CO OF AMER	FOREIGN	\$11,541,518	\$2,226,048	\$9,315,470	\$0
COMMUNITY BLOOD CNTR EXCH RRG	FOREIGN	\$20,370,687	\$4,155,443	\$16,215,244	\$16,060
COMP OPTIONS INS CO INC	DOMESTIC	\$121,260,524	\$81,672,308	\$39,588,216	\$65,076,851
COMPUTER INS CO	FOREIGN	\$23,648,785	(\$432,054)	\$24,080,839	\$0
CONIFER INS CO	FOREIGN	\$75,056,382	\$44,418,976	\$30,637,406	\$8,565,671
CONSTITUTION INS CO	FOREIGN	\$23,612,044	\$6,420,734	\$17,191,310	\$0
CONSUMER SPECIALTIES INS CO RRG	FOREIGN	\$5,135,732	\$2,062,208	\$3,073,524	\$6,000
CONTINENTAL CAS CO	FOREIGN	\$43,531,436,609	\$32,808,174,299	\$10,723,262,310	\$397,309,800
CONTINENTAL HERITAGE INS CO	DOMESTIC	\$7,504,630	\$372,645	\$7,131,985	\$554,643
CONTINENTAL IND CO	FOREIGN	\$177,963,144	\$93,200,759	\$84,762,385	\$12,983,604
CONTINENTAL INS CO	FOREIGN	\$1,666,861,610	\$197,591,840	\$1,469,269,770	\$44,989,287
CONTRACTORS BONDING & INS CO	FOREIGN	\$203,141,328	\$88,879,757	\$114,261,571	\$1,810,800
CONTRACTORS INS CO OF N AMER INC RRG	FOREIGN	\$37,927,877	\$11,254,268	\$26,673,609	\$196,410
COREPOINTE INS CO	FOREIGN	\$138,397,328	\$81,569,459	\$56,827,869	\$16,628,697
CORNERSTONE NATL INS CO	FOREIGN	\$32,493,815	\$20,186,231	\$12,307,585	\$0
COUNTRY MUT INS CO	FOREIGN	\$4,295,682,682	\$2,223,712,790	\$2,071,969,892	\$3,443
COUNTRY PREF INS CO	FOREIGN	\$228,116,583	\$161,909,994	\$66,206,589	\$0
COURTESY INS CO	DOMESTIC	\$764,819,021	\$404,714,838	\$360,104,184	\$267,344,620
COVERYS SPECIALTY INS CO	FOREIGN	\$56,727,598	\$6,048,272	\$50,679,326	\$1,199,196
COVINGTON SPECIALTY INS CO	FOREIGN	\$103,363,769	\$53,387,125	\$49,976,644	\$60,768,097
CPA MUT INS CO OF AMER RRG	FOREIGN	\$20,285,828	\$12,074,521	\$8,211,306	\$500,261
CRESTBROOK INS CO	FOREIGN	\$116,457,151	\$28,371,431	\$88,085,720	\$0
CROSSFIT RRG INC	FOREIGN	\$6,433,486	\$3,736,022	\$2,697,464	\$180,796
CRUDEN BAY RRG INC	FOREIGN	\$13,712,575	\$7,617,783	\$6,094,792	\$2,077,378
CRUM & FORSTER IND CO	FOREIGN	\$50,254,900	\$34,206,626	\$16,048,274	\$2,985,273
CRUM & FORSTER SPECIALTY INS CO	FOREIGN	\$60,457,933	\$12,756,662	\$47,701,271	\$6,851,482
CUMIS INS SOCIETY INC	FOREIGN	\$1,711,811,870	\$911,344,925	\$800,466,945	\$18,740,498
CUMIS SPECIALTY INS CO INC	FOREIGN	\$54,199,646	\$3,201,972	\$50,997,674	\$65,864
CYPRESS PROP & CAS INS CO	DOMESTIC	\$100,440,281	\$68,287,453	\$32,152,828	\$87,931,630
DAILY UNDERWRITERS OF AMER	FOREIGN	\$39,139,938	\$10,871,070	\$28,268,868	\$727,868
DAIRYLAND INS CO	FOREIGN	\$1,239,562,858	\$757,547,389	\$482,015,470	\$8,089,591
DAKOTA TRUCK UNDERWRITERS	FOREIGN	\$109,291,792	\$65,617,607	\$43,674,185	\$0
DEALERS ASSUR CO	FOREIGN	\$98,183,761	\$42,011,025	\$56,172,736	\$17,897,299
DELAWARE PROFESSIONAL INS CO	FOREIGN	\$5,075,087	\$3,659,534	\$1,415,554	\$0
DEPOSITORS INS CO	FOREIGN	\$292,864,674	\$256,075,555	\$36,789,119	\$125,608,762
DEVELOPERS SURETY & IND CO	FOREIGN	\$138,772,561	\$48,765,013	\$90,007,548	\$4,803,983
DIAMOND STATE INS CO	FOREIGN	\$130,007,585	\$71,731,055	\$58,276,530	\$1,478,145
DIRECT GEN INS CO	FOREIGN	\$401,341,745	\$276,831,131	\$124,510,614	\$210,668,309
DIRECT NATL INS CO	FOREIGN	\$16,484,300	\$9,863,045	\$6,621,255	\$0
DISCOVER PROP & CAS INS CO	FOREIGN	\$132,763,897	\$69,610,363	\$63,153,534	(\$46)

SOURCE: NAIC ANNUAL STATEMENT – EXH. OF ASSETS; EXH. OF LIABILITIES, SURPLUS AND OTHER FUNDS; EXH. OF PREMIUMS WRITTEN (SCH. T)

AUTHORIZED FLORIDA INSURER FINANCIAL ABSTRACTS BY NAIC STATEMENT TYPE

PURSUANT TO SECTION 624.315(1)(a), F.S.

PROPERTY AND CASUALTY		TOTAL FLORIDA DIRECT WRITTEN PREMIUMS: \$44,878,605,393			
COMPANY	DOMICILE	NET ADMITTED ASSETS	LIABILITIES	CAPITAL AND SURPLUS	FL DIRECT WRITTEN PREMIUM
DISCOVER SPECIALTY INS CO	FOREIGN	\$106,589,143	\$67,513,156	\$39,075,987	\$0
DOCTORS & SURGEONS NATL RRG INC	FOREIGN	\$9,649,207	\$9,190,845	\$458,363	\$706,542
DOCTORS CO AN INTERINS EXCH	FOREIGN	\$3,585,359,988	\$1,776,455,921	\$1,808,904,067	\$120,626,185
DORINCO REINS CO	FOREIGN	\$1,536,155,480	\$1,022,109,269	\$514,046,211	\$812
EASTERN ADVANTAGE ASSUR CO	FOREIGN	\$44,454,983	\$30,176,704	\$14,278,280	\$1,149
EASTERN ALLIANCE INS CO	FOREIGN	\$269,316,707	\$173,495,796	\$95,820,911	\$61,130
EASTERN ATLANTIC INS CO	FOREIGN	\$66,786,389	\$34,954,000	\$31,832,389	\$0
EASTGUARD INS CO	FOREIGN	\$109,330,036	\$72,953,112	\$36,376,924	\$206,618
ECONOMY FIRE & CAS CO	FOREIGN	\$477,756,388	\$102,304,572	\$375,451,816	\$0
ECONOMY PREFERRED INS CO	FOREIGN	\$39,075,814	\$28,304,655	\$10,771,159	\$532,016
ECONOMY PREMIER ASSUR CO	FOREIGN	\$85,948,309	\$38,587,132	\$47,361,177	\$1,070,046
EDISON INS CO	DOMESTIC	\$27,468,430	\$7,317,176	\$20,151,254	\$12,268,585
ELECTRIC INS CO	FOREIGN	\$1,507,785,487	\$962,237,984	\$545,547,504	\$19,904,049
ELEMENTS PROPERTY INS CO	DOMESTIC	\$56,832,588	\$31,886,673	\$24,945,915	\$61,130,787
ELITE TRANSPORTATION RRG INC	FOREIGN	\$10,081,793	\$7,984,734	\$2,097,059	\$0
EMC PROP & CAS INS CO	FOREIGN	\$167,383,871	\$85,448,896	\$81,934,975	\$21,102
EMC REINS CO	FOREIGN	\$443,887,482	\$252,717,209	\$191,170,273	\$0
EMERGENCY MEDICINE PROFESSIONAL ASR	FOREIGN	\$21,592,209	\$14,460,038	\$7,132,171	\$552,632
EMERGENCY PHYSICIANS INS EXCHANGE RR	FOREIGN	\$30,478,147	\$20,155,410	\$10,322,737	\$0
EMPIRE FIRE & MARINE INS CO	FOREIGN	\$75,141,587	\$34,540,146	\$40,601,441	\$34,917,214
EMPIRE IND INS CO	FOREIGN	\$62,958,550	\$12,163,527	\$50,795,023	\$67,246,495
EMPLOYERS ASSUR CO	DOMESTIC	\$502,132,997	\$292,194,768	\$209,938,229	\$12,382,833
EMPLOYERS COMPENSATION INS CO	FOREIGN	\$1,094,071,275	\$758,979,120	\$335,092,155	\$224,849
EMPLOYERS FIRE INS CO	FOREIGN	\$13,360,783	\$2,417,324	\$10,943,458	(\$1,008)
EMPLOYERS INS OF WAUSAU	FOREIGN	\$5,477,230,768	\$3,962,842,256	\$1,514,388,515	\$8,852,286
EMPLOYERS INS CO OF NV	FOREIGN	\$792,191,090	\$367,104,544	\$425,086,546	\$0
EMPLOYERS MUT CAS CO	FOREIGN	\$2,890,562,516	\$1,614,274,199	\$1,276,288,317	\$3,348,230
EMPLOYERS PREFERRED INS CO	DOMESTIC	\$1,049,892,891	\$769,278,515	\$280,614,376	\$18,128,606
ENDURANCE AMER INS CO	FOREIGN	\$1,227,426,853	\$964,759,613	\$262,667,240	\$0
ENDURANCE AMER SPECIALTY INS CO	FOREIGN	\$321,800,978	\$223,899,284	\$97,901,694	\$64,987,083
ENDURANCE ASSUR CORP	FOREIGN	\$1,642,875,794	\$903,557,358	\$739,318,436	\$17,384,268
EQUITY INS CO	FOREIGN	\$78,103,161	\$48,183,009	\$29,920,152	(\$174,381)
ESSENT GUAR INC	FOREIGN	\$1,072,557,895	\$550,385,400	\$522,172,495	\$21,326,879
ESSENTIA INS CO	FOREIGN	\$67,022,114	\$36,654,175	\$30,367,939	\$14,944,487
ESSEX INS CO	FOREIGN	\$1,318,783,034	\$939,831,056	\$378,951,978	\$55,697,160
ESURANCE INS CO	FOREIGN	\$178,985,422	\$16,544,169	\$162,441,253	\$18,556,577
ESURANCE PROP & CAS INS CO	FOREIGN	\$119,091,613	\$77,265,925	\$41,825,688	\$184,871,682
EULER HERMES N AMER INS CO	FOREIGN	\$399,374,603	\$253,273,348	\$146,101,255	\$25,085,945
EVANSTON INS CO	FOREIGN	\$2,869,215,343	\$2,149,755,830	\$719,459,513	\$70,555,328
EVEREST IND INS CO	FOREIGN	\$157,863,854	\$100,085,979	\$57,777,875	\$46,641,599
EVEREST NATL INS CO	FOREIGN	\$740,506,106	\$605,179,090	\$135,327,016	\$32,889,975
EVEREST REINS CO	FOREIGN	\$9,979,640,039	\$6,768,749,080	\$3,210,890,959	\$2,428,939
EVERGREEN NATL IND CO	FOREIGN	\$44,556,376	\$14,010,665	\$30,545,711	\$1,152,435
EVERGREEN USA RRG INC	FOREIGN	\$10,004,113	\$3,053,005	\$6,951,108	(\$2,290)
EVERSPAN FIN GUAR CORP	FOREIGN	\$225,032,289	\$2,151,678	\$222,880,611	\$0
EXCALIBUR REINS CORP	FOREIGN	\$8,986,401	\$8,898,919	\$87,482	\$0
EXCESS SHARE INS CORP	FOREIGN	\$51,676,430	\$30,641,620	\$21,034,810	\$68,311
EXECUTIVE RISK IND INC	FOREIGN	\$3,068,192,723	\$1,801,048,412	\$1,267,144,311	\$7,700,177
EXECUTIVE RISK SPECIALTY INS CO	FOREIGN	\$286,711,183	\$120,979,640	\$165,731,543	\$1,027,013

SOURCE: NAIC ANNUAL STATEMENT – EXH. OF ASSETS; EXH. OF LIABILITIES, SURPLUS AND OTHER FUNDS; EXH. OF PREMIUMS WRITTEN (SCH. T)

AUTHORIZED FLORIDA INSURER FINANCIAL ABSTRACTS BY NAIC STATEMENT TYPE

PURSUANT TO SECTION 624.315(1)(a), F.S.

PROPERTY AND CASUALTY		TOTAL FLORIDA DIRECT WRITTEN PREMIUMS: \$44,878,605,393			
COMPANY	DOMICILE	NET ADMITTED ASSETS	LIABILITIES	CAPITAL AND SURPLUS	FL DIRECT WRITTEN PREMIUM
EXPLORER INS CO	FOREIGN	\$306,952,375	\$205,485,564	\$101,466,811	\$0
FACTORY MUT INS CO	FOREIGN	\$15,682,895,828	\$5,136,241,827	\$10,546,654,001	\$119,551,142
FAIR AMER INS & REINS CO	FOREIGN	\$256,925,777	\$15,102,362	\$241,823,415	\$2,422,281
FAIR AMERICAN SELECT INS CO	FOREIGN	\$51,591,362	\$4,279,010	\$47,312,352	\$1,567,695
FALLS LAKE NATL INS CO	FOREIGN	\$299,501,394	\$242,321,856	\$57,179,538	\$4,495,244
FARMERS INS EXCH	FOREIGN	\$15,566,564,412	\$11,359,805,026	\$4,206,759,386	\$0
FARMERS MUT HAIL INS CO OF IA	FOREIGN	\$744,548,650	\$377,986,122	\$366,562,528	\$0
FARMERS SPECIALTY INS CO	FOREIGN	\$58,835,713	\$42,175,473	\$16,660,240	\$0
FARMINGTON CAS CO	FOREIGN	\$1,005,370,826	\$714,042,476	\$291,328,350	\$0
FARMLAND MUT INS CO	FOREIGN	\$544,213,154	\$373,619,340	\$170,593,814	\$1,809,725
FCCI ADVANTAGE INS CO	DOMESTIC	\$7,091,425	\$873,905	\$6,217,520	\$25,483
FCCI COMMERCIAL INS CO	DOMESTIC	\$14,323,394	(\$2,746,063)	\$17,069,457	\$1,091,545
FCCI INS CO	DOMESTIC	\$1,802,240,087	\$1,221,107,653	\$581,132,434	\$224,662,335
FD INS CO	DOMESTIC	\$76,589,597	\$57,800,899	\$18,788,698	\$25,188,701
FEDERAL INS CO	FOREIGN	\$32,240,564,736	\$18,961,859,982	\$13,278,704,754	\$470,773,625
FEDERATED MUT INS CO	FOREIGN	\$5,076,209,615	\$2,213,784,601	\$2,862,425,014	\$32,356,620
FEDERATED NATL INS CO	DOMESTIC	\$439,295,007	\$294,159,844	\$145,135,163	\$454,699,488
FEDERATED RURAL ELECTRIC INS EXCH	FOREIGN	\$494,982,360	\$317,713,197	\$177,269,163	\$7,530,303
FEDERATED SERV INS CO	FOREIGN	\$455,753,266	\$244,582,524	\$211,170,742	\$5,710,877
FFVA MUT INS CO	DOMESTIC	\$317,575,078	\$174,039,309	\$143,535,769	\$66,976,625
FHM INS CO	DOMESTIC	\$83,917,329	\$47,903,419	\$36,013,910	\$17,761,333
FIDELITY & DEPOSIT CO OF MD	FOREIGN	\$210,198,923	\$40,502,746	\$169,696,177	\$30,419,640
FIDELITY & GUAR INS CO	FOREIGN	\$20,636,253	\$1,344,326	\$19,291,926	\$416
FIDELITY & GUAR INS UNDERWRITERS INC	FOREIGN	\$149,756,617	\$63,551,764	\$86,204,853	\$0
FINANCIAL AMER PROP & CAS INS CO	FOREIGN	\$15,556,439	\$6,589,154	\$8,967,285	\$0
FINANCIAL CAS & SURETY INC	FOREIGN	\$22,215,234	\$7,158,436	\$15,056,798	\$236,501
FINANCIAL PACIFIC INS CO	FOREIGN	\$227,473,545	\$125,422,633	\$102,050,909	\$0
FINIAL REINS CO	FOREIGN	\$1,274,094,417	\$423,670,091	\$850,424,326	\$0
FIRE INS EXCH	FOREIGN	\$2,335,265,235	\$1,548,364,684	\$786,900,552	\$0
FIREMANS FUND INS CO	FOREIGN	\$5,500,376,521	\$4,204,055,741	\$1,296,320,780	\$34,509,454
FIREMANS FUND INS CO OF OH	FOREIGN	\$51,389,603	\$1,421,620	\$49,967,983	\$4,499
FIRST ACCEPTANCE INS CO INC	FOREIGN	\$249,246,142	\$150,443,399	\$98,802,743	\$43,121,697
FIRST AMER PROP & CAS INS CO	FOREIGN	\$97,089,426	\$56,441,235	\$40,648,191	\$2,271,149
FIRST AMER SPECILATY INS CO	FOREIGN	\$109,043,051	\$62,347,003	\$46,696,049	\$0
FIRST COLONIAL INS CO	DOMESTIC	\$374,180,335	\$214,455,459	\$159,724,876	\$10,711,613
FIRST COMMUNITY INS CO	DOMESTIC	\$99,782,746	\$59,322,980	\$40,459,765	\$114,674,514
FIRST DAKOTA IND CO	FOREIGN	\$44,001,844	\$30,818,345	\$13,183,499	\$0
FIRST FIN INS CO	FOREIGN	\$544,200,867	\$120,451,461	\$423,749,406	\$0
FIRST FLORIDIAN AUTO & HOME INS CO	DOMESTIC	\$273,234,671	\$75,103,212	\$198,131,459	\$61,994,661
FIRST GUARD INS CO	FOREIGN	\$24,927,679	\$2,677,809	\$22,249,870	\$635,006
FIRST LIBERTY INS CORP	FOREIGN	\$23,011,077	\$639,841	\$22,371,237	\$47,182,832
FIRST MERCURY INS CO	FOREIGN	\$116,318,059	\$65,828,110	\$50,489,949	\$21,248,139
FIRST NATL INS CO OF AMER	FOREIGN	\$55,524,996	\$143,452	\$55,381,544	\$18,907,875
FIRST NONPROFIT INS CO	FOREIGN	\$117,934,678	\$95,222,867	\$22,711,811	\$3,303,147
FIRST PROFESSIONALS INS CO	DOMESTIC	\$282,095,851	\$119,592,350	\$162,503,500	(\$151,494)
FIRST PROTECTIVE INS CO	DOMESTIC	\$218,812,105	\$161,675,477	\$57,136,628	\$220,676,703
FIRST SPECIALTY INS CORP	FOREIGN	\$174,486,963	\$104,862,547	\$69,624,416	\$49,969,697
FLORIDA FAMILY INS CO	DOMESTIC	\$109,349,755	\$53,107,852	\$56,241,903	\$121,517,714
FLORIDA FARM BUR GEN INS CO	DOMESTIC	\$9,776,611	\$44,157	\$9,732,454	\$204,893,411

SOURCE: NAIC ANNUAL STATEMENT – EXH. OF ASSETS; EXH. OF LIABILITIES, SURPLUS AND OTHER FUNDS; EXH. OF PREMIUMS WRITTEN (SCH. T)

AUTHORIZED FLORIDA INSURER FINANCIAL ABSTRACTS BY NAIC STATEMENT TYPE

PURSUANT TO SECTION 624.315(1)(a), F.S.

PROPERTY AND CASUALTY		TOTAL FLORIDA DIRECT WRITTEN PREMIUMS: \$44,878,605,393			
COMPANY	DOMICILE	NET ADMITTED ASSETS	LIABILITIES	CAPITAL AND SURPLUS	FL DIRECT WRITTEN PREMIUM
FLORIDA FARM BUREAU CAS INS CO	DOMESTIC	\$554,401,735	\$262,075,551	\$292,326,184	\$97,429,735
FLORIDA LAWYERS MUT INS CO	DOMESTIC	\$77,225,395	\$34,544,532	\$42,680,863	\$15,621,799
FLORIDA PENINSULA INS CO	DOMESTIC	\$327,215,569	\$199,314,018	\$127,901,551	\$261,685,076
FLORIDA SPECIALTY INS CO	DOMESTIC	\$39,011,679	\$12,987,020	\$26,024,659	\$27,887,761
FLORISTS INS CO	FOREIGN	\$6,370,748	\$346,147	\$6,024,601	\$1,410,112
FLORISTS MUT INS CO	FOREIGN	\$125,488,701	\$101,835,916	\$23,652,785	\$2,981,530
FMH AG RISK INS CO	FOREIGN	\$254,405,709	\$145,441,122	\$108,964,587	\$134,280
FOREMOST INS CO GRAND RAPIDS MI	FOREIGN	\$2,172,211,911	\$1,078,997,918	\$1,093,213,993	\$63,329,860
FOREMOST PROP & CAS INS CO	FOREIGN	\$64,103,999	\$46,234,750	\$17,869,250	\$27,586,940
FOREMOST SIGNATURE INS CO	FOREIGN	\$74,105,427	\$54,179,690	\$19,925,737	\$10,041,395
FORESTRY MUT INS CO	FOREIGN	\$54,658,545	\$33,531,645	\$21,126,900	\$0
FORTRESS INS CO	FOREIGN	\$132,177,530	\$71,166,930	\$61,010,600	\$2,839,810
FOUNDERS INS CO	FOREIGN	\$154,532,606	\$85,286,031	\$69,246,575	\$122,055
FRANK WINSTON CRUM INS CO	DOMESTIC	\$54,492,402	\$40,728,194	\$13,764,208	\$12,163,495
FRANKENMUTH MUT INS CO	FOREIGN	\$1,174,226,750	\$665,930,131	\$508,296,619	\$192,032
FREEDOM SPECIALTY INS CO	FOREIGN	\$50,723,186	\$38,093,520	\$12,629,666	\$2,617,372
FRONTLINE INS UNLIMITED CO	FOREIGN	\$29,502,432	\$3,801,942	\$25,700,490	\$6,957,741
GABLES RRG INC	FOREIGN	\$9,177,579	\$4,767,402	\$4,410,177	\$3,105,835
GALEN INS CO	FOREIGN	\$15,143,196	\$13,438,804	\$1,704,389	\$0
GARRISON PROP & CAS INS CO	FOREIGN	\$1,707,729,564	\$1,052,393,921	\$655,335,642	\$101,408,495
GATEWAY INS CO	FOREIGN	\$64,398,002	\$45,589,459	\$18,808,543	\$0
GEICO CAS CO	FOREIGN	\$2,605,875,836	\$1,676,099,469	\$929,776,368	(\$25,006)
GEICO GEN INS CO	FOREIGN	\$209,495,918	\$68,118,660	\$141,377,258	\$1,859,971,114
GEICO IND CO	FOREIGN	\$7,138,705,064	\$3,062,772,997	\$4,075,932,067	\$967,427,658
GEICO MARINE INS CO	FOREIGN	\$85,207,123	\$36,725,352	\$48,481,771	\$24,484,341
GEMINI INS CO	FOREIGN	\$126,378,319	\$71,131,449	\$55,246,870	\$30,735,365
GENERAL CAS CO OF WI	FOREIGN	\$695,354,908	\$377,476,843	\$317,878,065	\$576,935
GENERAL INS CO OF AMER	FOREIGN	\$108,305,822	\$2,631,298	\$105,674,525	\$9,145,479
GENERAL REINS CORP	FOREIGN	\$15,320,456,659	\$4,269,942,920	\$11,050,513,739	\$0
GENERAL SECURITY IND CO OF AZ	FOREIGN	\$330,673,333	\$268,780,222	\$61,893,111	\$31,617,098
GENERAL SECURITY NATL INS CO	FOREIGN	\$334,433,840	\$209,903,981	\$124,529,859	\$997,111
GENERAL STAR IND CO	FOREIGN	\$774,730,028	\$231,457,680	\$543,272,348	\$18,480,992
GENERAL STAR NATL INS CO	FOREIGN	\$223,344,558	\$56,925,479	\$166,419,079	\$460,286
GENERALI US BRANCH	FOREIGN	\$59,677,286	\$32,208,732	\$27,468,554	\$7,269,112
GENESIS INS CO	FOREIGN	\$181,586,272	\$62,199,468	\$119,386,804	\$1,012,691
GENWORTH FINANCIAL ASSUR CORP	FOREIGN	\$7,259,001	\$39,310	\$7,219,691	\$0
GENWORTH MORTGAGE INS CORP	FOREIGN	\$2,627,140,967	\$1,554,023,815	\$1,073,117,152	\$38,079,807
GENWORTH MORTGAGE INS CORP OF NC	FOREIGN	\$335,586,923	\$186,784,605	\$148,802,318	\$0
GEORGIA CAS & SURETY CO	FOREIGN	\$40,212,154	\$20,890,164	\$19,321,990	\$0
GEOVERA SPECIALTY INS CO	FOREIGN	\$100,227,396	\$78,778,519	\$21,448,877	\$47,764,785
GLOBAL LIBERTY INS CO OF NY	FOREIGN	\$65,499,445	\$45,016,262	\$20,483,183	\$2,259,801
GOLDEN INS CO RRG	FOREIGN	\$11,492,969	\$7,946,679	\$3,546,289	\$175,625
GOTHAM INS CO	FOREIGN	\$219,247,385	\$143,101,748	\$76,145,637	\$3,657,172
GOVERNMENT EMPLOYEES INS CO	FOREIGN	\$24,036,209,980	\$10,105,749,682	\$13,930,460,298	\$555,117,162
GOVERNMENT TECHNOLOGY INS CO RRG INC	FOREIGN	\$1,819,499	\$1,152,945	\$666,554	\$0
GRANADA INS CO	DOMESTIC	\$27,489,569	\$18,974,877	\$8,514,692	\$34,116,035
GRANITE RE INC	FOREIGN	\$43,629,899	\$23,590,564	\$20,039,335	\$115,930
GRANITE STATE INS CO	FOREIGN	\$33,844,595	\$2,439,382	\$31,405,213	\$29,997,058
GRAPHIC ARTS MUT INS CO	FOREIGN	\$144,645,648	\$89,440,074	\$55,205,573	\$51,509

SOURCE: NAIC ANNUAL STATEMENT – EXH. OF ASSETS; EXH. OF LIABILITIES, SURPLUS AND OTHER FUNDS; EXH. OF PREMIUMS WRITTEN (SCH. T)

AUTHORIZED FLORIDA INSURER FINANCIAL ABSTRACTS BY NAIC STATEMENT TYPE

PURSUANT TO SECTION 624.315(1)(a), F.S.

PROPERTY AND CASUALTY		TOTAL FLORIDA DIRECT WRITTEN PREMIUMS: \$44,878,605,393			
COMPANY	DOMICILE	NET ADMITTED ASSETS	LIABILITIES	CAPITAL AND SURPLUS	FL DIRECT WRITTEN PREMIUM
GRAY INS CO	FOREIGN	\$286,447,413	\$181,345,444	\$105,101,969	\$1,299,181
GREAT AMER ALLIANCE INS CO	FOREIGN	\$29,858,215	\$53,013	\$29,805,202	\$4,527,687
GREAT AMER ASSUR CO	FOREIGN	\$19,505,526	\$900	\$19,504,626	\$27,341,197
GREAT AMER CAS INS CO	FOREIGN	\$11,792,546	\$500	\$11,792,046	\$0
GREAT AMER CONTEMPORARY INS CO	FOREIGN	\$10,467,148	\$450	\$10,466,698	\$0
GREAT AMER E&S INS CO	FOREIGN	\$46,197,709	\$9,125	\$46,188,583	\$15,980,551
GREAT AMER FIDELITY INS CO	FOREIGN	\$46,202,648	\$4,010	\$46,198,638	\$695,449
GREAT AMER INS CO	FOREIGN	\$6,110,911,026	\$4,560,005,427	\$1,550,905,599	\$74,461,802
GREAT AMER INS CO OF NY	FOREIGN	\$48,280,643	\$12,544	\$48,268,099	\$24,981,611
GREAT AMER SECURITY INS CO	FOREIGN	\$16,751,026	\$750	\$16,750,276	\$0
GREAT AMER SPIRIT INS CO	FOREIGN	\$18,443,107	\$19,333	\$18,423,774	\$875,876
GREAT DIVIDE INS CO	FOREIGN	\$224,667,990	\$156,564,739	\$68,103,252	\$17,577,413
GREAT MIDWEST INS CO	FOREIGN	\$211,106,239	\$103,531,732	\$107,574,507	\$0
GREAT NORTHERN INS CO	FOREIGN	\$1,647,473,096	\$1,178,243,425	\$469,229,671	\$20,879,165
GREAT NORTHWEST INS CO	FOREIGN	\$20,079,806	\$13,202,354	\$6,877,452	\$0
GREAT WEST CAS CO	FOREIGN	\$1,953,071,112	\$1,366,828,908	\$586,242,204	\$17,668,751
GREEN HILLS INS CO RRG	FOREIGN	\$13,048,161	\$7,715,617	\$5,332,544	\$375,155
GREENWICH INS CO	FOREIGN	\$1,088,280,737	\$737,876,592	\$350,404,145	\$31,227,845
GUARANTEE CO OF N AMER USA	FOREIGN	\$206,802,059	\$37,248,681	\$169,553,378	\$2,920,649
GUARANTEE INS CO	DOMESTIC	\$393,684,923	\$346,866,132	\$46,818,791	\$57,161,786
GUIDEONE AMER INS CO	FOREIGN	\$12,662,144	\$2,044,557	\$10,617,587	\$581,829
GUIDEONE ELITE INS CO	FOREIGN	\$30,765,668	\$6,125,222	\$24,640,446	\$19,543,436
GUIDEONE MUT INS CO	FOREIGN	\$1,232,046,553	\$767,939,491	\$464,107,062	\$13,883,019
GUIDEONE NATL INS CO	FOREIGN	\$50,516,991	\$4,587,047	\$45,929,944	\$3,329,160
GUIDEONE SPECIALTY MUT INS CO	FOREIGN	\$265,383,196	\$167,292,827	\$98,090,369	\$2,097,006
GUILFORD INS CO	FOREIGN	\$386,852,229	\$111,684,409	\$275,167,820	\$0
GULF UNDERWRITERS INS CO	FOREIGN	\$50,652,100	\$353,594	\$50,298,506	\$0
GULFSTREAM PROP & CAS INS CO	DOMESTIC	\$106,328,714	\$69,648,790	\$36,679,924	\$105,703,894
HALLMARK INS CO	FOREIGN	\$288,644,379	\$186,197,040	\$102,447,339	\$2,947,507
HALLMARK NATL INS CO	FOREIGN	\$88,860,958	\$63,553,645	\$25,307,313	\$0
HALLMARK SPECIALTY INS CO	FOREIGN	\$222,190,890	\$163,675,310	\$58,515,580	\$4,567,262
HAMILTON INS CO	FOREIGN	\$26,570,968	\$5,066,875	\$21,504,093	\$0
HAMILTON SPECIALTY INS CO	FOREIGN	\$69,208,419	\$15,380,944	\$53,827,475	\$4,136,207
HANOVER AMER INS CO	FOREIGN	\$29,888,593	\$49,793	\$29,838,800	\$11,818,130
HANOVER INS CO	FOREIGN	\$6,926,338,802	\$4,738,297,789	\$2,188,041,013	\$37,765,778
HARCO NATL INS CO	FOREIGN	\$323,468,273	\$158,810,641	\$164,657,632	\$5,060,427
HARLEYSVILLE INS CO	FOREIGN	\$137,250,985	\$111,574,581	\$25,676,404	\$538,284
HARLEYSVILLE PREFERRED INS CO	FOREIGN	\$139,333,001	\$93,655,016	\$45,677,985	\$635,358
HARLEYSVILLE WORCESTER INS CO	FOREIGN	\$204,036,713	\$149,326,896	\$54,709,817	\$919,270
HARTFORD ACCIDENT & IND CO	FOREIGN	\$11,521,714,780	\$8,245,092,564	\$3,276,622,216	\$25,889,540
HARTFORD CAS INS CO	FOREIGN	\$2,249,932,482	\$1,345,537,508	\$904,394,974	\$60,556,401
HARTFORD FIRE IN CO	FOREIGN	\$25,426,328,776	\$11,985,805,707	\$13,440,523,069	\$99,719,650
HARTFORD INS CO OF THE MIDWEST	FOREIGN	\$595,620,171	\$122,312,337	\$473,307,834	\$141,197,948
HARTFORD INS CO OF THE SOUTHEAST	FOREIGN	\$177,876,569	\$122,305,918	\$55,570,651	\$56,071,600
HARTFORD STEAM BOIL INSPEC & INS CO	FOREIGN	\$1,293,018,352	\$657,242,279	\$635,776,073	\$5,436,838
HARTFORD STEAM BOIL INSPEC INS CO CT	FOREIGN	\$83,070,130	\$38,617,135	\$44,452,995	\$67
HARTFORD UNDERWRITERS INS CO	FOREIGN	\$1,590,016,547	\$981,198,651	\$608,817,896	\$154,876,661
HDI GLOBAL INS CO	FOREIGN	\$268,182,400	\$135,464,905	\$132,717,495	\$18,638,847
HEALTH CARE CAS RRG INC	FOREIGN	\$13,918,623	\$11,747,423	\$2,171,200	\$5,358,863

SOURCE: NAIC ANNUAL STATEMENT – EXH. OF ASSETS; EXH. OF LIABILITIES, SURPLUS AND OTHER FUNDS; EXH. OF PREMIUMS WRITTEN (SCH. T)

AUTHORIZED FLORIDA INSURER FINANCIAL ABSTRACTS BY NAIC STATEMENT TYPE

PURSUANT TO SECTION 624.315(1)(a), F.S.

PROPERTY AND CASUALTY		TOTAL FLORIDA DIRECT WRITTEN PREMIUMS: \$44,878,605,393			
COMPANY	DOMICILE	NET ADMITTED ASSETS	LIABILITIES	CAPITAL AND SURPLUS	FL DIRECT WRITTEN PREMIUM
HEALTH CARE IND INC	FOREIGN	\$460,224,428	\$285,625,934	\$174,598,494	\$4,807,860
HEALTHCARE UNDERWRITERS GRP INC	FOREIGN	\$90,361,581	\$43,650,601	\$46,710,980	\$5,526,498
HERITAGE CAS INS CO	FOREIGN	\$64,436,217	\$424,273	\$64,011,944	\$0
HERITAGE IND CO	FOREIGN	\$155,332,938	\$116,396,564	\$38,936,374	\$6,465,053
HERITAGE PROP & CAS INS CO	DOMESTIC	\$601,862,206	\$385,438,885	\$216,423,321	\$492,947,546
HIGHMARK CAS INS CO	FOREIGN	\$457,236,117	\$284,093,561	\$173,142,556	\$0
HISCOX INS CO INC	FOREIGN	\$190,250,845	\$128,934,310	\$61,316,535	\$13,997,864
HOMELAND INS CO OF NY	FOREIGN	\$113,074,789	\$643,960	\$112,430,829	\$11,961,532
HOMEOWNERS CHOICE PROP & CAS INS CO	DOMESTIC	\$401,515,365	\$206,621,999	\$194,893,366	\$397,112,037
HOMESITE INS CO	FOREIGN	\$134,145,636	\$48,375,366	\$85,770,270	\$6,156,296
HOMESITE INS CO OF FL	FOREIGN	\$12,454,631	\$1,459,675	\$10,994,956	\$0
HOMESITE INS CO OF THE MIDWEST	FOREIGN	\$339,602,598	\$238,888,276	\$100,714,322	\$0
HORACE MANN INS CO	FOREIGN	\$447,522,141	\$261,141,411	\$186,380,730	\$11,804,767
HORACE MANN PROP & CAS INS CO	FOREIGN	\$287,602,160	\$164,819,009	\$122,783,151	\$18,776,172
HOUSING AUTHORITY PROP A MUT CO	FOREIGN	\$165,031,396	\$45,705,454	\$119,325,942	\$0
HOUSING AUTHORITY RRG INC	FOREIGN	\$311,786,413	\$119,533,577	\$192,252,836	\$935,557
HOUSING ENTERPRISE INS CO INC	FOREIGN	\$71,328,367	\$38,828,765	\$32,499,602	\$77,873
HOUSING SPECIALTY INS CO INC	FOREIGN	\$16,350,583	\$899,488	\$15,451,095	\$1,702,336
HOUSTON CAS CO	FOREIGN	\$3,404,079,418	\$1,467,192,765	\$1,936,886,653	\$26,905,635
HOUSTON SPECIALTY INS CO	FOREIGN	\$497,322,768	\$228,471,780	\$268,850,988	\$12,917,056
HSB SPECIALTY INS CO	FOREIGN	\$53,139,471	\$3,297,343	\$49,842,128	\$238,927
HUDSON EXCESS INS CO	FOREIGN	\$66,738,853	\$11,040,030	\$55,698,823	\$962,216
HUDSON INS CO	FOREIGN	\$1,082,816,423	\$624,948,359	\$457,868,064	\$14,734,989
HUDSON SPECIALTY INS CO	FOREIGN	\$373,194,943	\$172,044,170	\$201,150,773	\$14,242,704
ICI MUT INS CO RRG	FOREIGN	\$340,810,223	\$91,714,791	\$249,095,432	\$101,550
IDS PROP CAS INS CO	FOREIGN	\$1,661,810,013	\$978,207,423	\$683,602,591	\$28,338,946
ILLINOIS INS CO	FOREIGN	\$43,203,601	\$14,433,414	\$28,770,187	\$25,134
ILLINOIS NATL INS CO	FOREIGN	\$41,525,397	\$3,646,817	\$37,878,580	\$82,393,139
ILLINOIS UNION INS CO	FOREIGN	\$392,398,044	\$231,204,892	\$161,193,152	\$35,014,412
IMPERIAL FIRE & CAS INS CO	FOREIGN	\$77,429,517	\$36,857,214	\$40,572,302	\$32,598,544
IMPERIUM INS CO	FOREIGN	\$382,450,874	\$204,580,923	\$177,869,952	\$13,283,545
INDEMNITY INS CO OF NORTH AMER	FOREIGN	\$438,557,060	\$317,833,535	\$120,723,525	\$54,204,111
INDEPENDENCE AMER INS CO	FOREIGN	\$115,949,999	\$52,537,668	\$63,412,331	\$2,366,615
INDIAN HARBOR INS CO	FOREIGN	\$154,534,383	\$109,274,475	\$45,259,908	\$72,455,127
INDIANA INS CO	FOREIGN	\$66,994,167	\$2,047,098	\$64,947,067	\$0
INDIANA LUMBERMENS MUT INS CO	FOREIGN	\$52,156,958	\$37,035,297	\$15,121,661	(\$246,510)
INFINITY ASSUR INS CO	FOREIGN	\$6,989,973	\$1,384,756	\$5,605,217	\$26,883,689
INFINITY AUTO INS CO	FOREIGN	\$9,536,180	\$1,961,659	\$7,574,521	\$308,040,185
INFINITY CAS INS CO	FOREIGN	\$7,451,966	\$1,407,419	\$6,044,547	\$0
INFINITY IND INS CO	FOREIGN	\$5,962,792	\$1,377,637	\$4,585,155	\$134,985,096
INFINITY INS CO	FOREIGN	\$1,992,728,256	\$1,339,951,979	\$652,776,277	\$2,395,749
INFINITY SELECT INS CO	FOREIGN	\$6,674,679	\$1,397,952	\$5,276,727	\$0
INFINITY STANDARD INS CO	FOREIGN	\$7,152,197	\$1,622,963	\$5,529,234	\$4
INSURANCE CO OF N AMER	FOREIGN	\$883,791,037	\$650,227,492	\$233,563,545	\$673,662
INSURANCE CO OF THE STATE OF PA	FOREIGN	\$223,875,651	\$146,690,468	\$77,185,183	\$34,114,979
INSURANCE CO OF THE WEST	FOREIGN	\$1,916,957,367	\$1,163,642,749	\$753,314,618	\$19,972,673
INTEGON CAS INS CO	FOREIGN	\$41,133,373	\$34,864,021	\$6,269,352	\$0
INTEGON GEN INS CORP	FOREIGN	\$30,895,739	\$24,590,262	\$6,305,477	\$853,686
INTEGON IND CORP	FOREIGN	\$67,264,499	\$29,948,947	\$37,315,552	\$12,601,413

SOURCE: NAIC ANNUAL STATEMENT – EXH. OF ASSETS; EXH. OF LIABILITIES, SURPLUS AND OTHER FUNDS; EXH. OF PREMIUMS WRITTEN (SCH. T)

AUTHORIZED FLORIDA INSURER FINANCIAL ABSTRACTS BY NAIC STATEMENT TYPE

PURSUANT TO SECTION 624.315(1)(a), F.S.

PROPERTY AND CASUALTY		TOTAL FLORIDA DIRECT WRITTEN PREMIUMS: \$44,878,605,393			
COMPANY	DOMICILE	NET ADMITTED ASSETS	LIABILITIES	CAPITAL AND SURPLUS	FL DIRECT WRITTEN PREMIUM
INTEGON NATL INS CO	FOREIGN	\$2,339,490,227	\$1,891,151,252	\$448,338,975	\$12,568,363
INTEGON PREFERRED INS CO	FOREIGN	\$59,824,321	\$53,055,734	\$6,768,587	\$42,983,941
INTERINS EXCH OF THE AUTOMOBILE CLUB	FOREIGN	\$8,707,010,842	\$3,073,304,208	\$5,633,706,634	\$0
INTERNATIONAL FIDELITY INS CO	FOREIGN	\$203,095,057	\$119,218,033	\$83,877,024	\$7,348,753
INTERSTATE FIRE & CAS CO	FOREIGN	\$205,113,719	\$38,171,563	\$166,942,156	\$14,571,824
INTREPID INS CO	FOREIGN	\$33,546,996	\$4,016,440	\$29,530,556	\$0
IRONSHORE IND INC	FOREIGN	\$359,823,487	\$205,854,298	\$153,969,189	\$8,458,176
IRONSHORE RRG (DC) INC	FOREIGN	\$4,545,054	\$3,674,763	\$870,292	\$0
IRONSHORE SPECIALTY INS CO	FOREIGN	\$987,115,477	\$653,165,124	\$333,950,354	\$95,879,928
JAMES RIVER INS CO	FOREIGN	\$504,544,898	\$384,840,025	\$119,704,873	\$23,853,230
JEFFERSON INS CO	FOREIGN	\$78,272,835	\$26,301,339	\$51,971,496	\$39,353,235
JEWELERS MUT INS CO	FOREIGN	\$365,317,184	\$138,847,519	\$226,469,665	\$21,492,153
JM WOODWORTH RRG INC	FOREIGN	\$9,049,593	\$7,161,458	\$1,888,134	\$0
KEY RISK INS CO	FOREIGN	\$47,398,837	\$17,590,566	\$29,808,272	\$40,892
KINGSWAY AMIGO INS CO	DOMESTIC	\$14,954,329	\$11,288,497	\$3,665,832	\$0
KINSALE INS CO	FOREIGN	\$394,585,097	\$266,909,845	\$127,675,252	\$16,198,741
KNIGHT SPECIALTY INS CO	FOREIGN	\$82,833,325	\$38,073,027	\$44,760,298	\$7,189,634
KNIGHTBROOK INS CO	FOREIGN	\$207,186,084	\$160,825,928	\$46,360,156	\$2,456,407
LAFAYETTE INS CO	FOREIGN	\$188,974,561	\$104,346,907	\$84,627,654	\$0
LAKEVIEW INS CO	DOMESTIC	\$34,738,075	\$17,700,700	\$17,037,376	\$0
LAMORAK INS CO	FOREIGN	\$26,420,491	\$3,111,205	\$23,309,038	\$110
LANCER IND CO	FOREIGN	\$26,747,268	\$16,849,971	\$9,897,297	\$0
LANCER INS CO	FOREIGN	\$632,709,863	\$449,720,519	\$182,989,344	\$21,863,446
LANCET IND RRG INC	FOREIGN	\$19,245,336	\$14,180,527	\$5,064,809	\$6,483,146
LANDMARK AMER INS CO	FOREIGN	\$387,792,483	\$159,083,999	\$228,708,484	\$93,506,551
LEXINGTON INS CO	FOREIGN	\$25,504,660,121	\$18,911,631,120	\$6,593,029,001	\$444,319,264
LEXINGTON NATL INS CORP	DOMESTIC	\$55,732,022	\$38,821,500	\$16,910,522	\$1,167,016
LEXON INS CO	FOREIGN	\$209,968,844	\$157,400,487	\$52,568,357	\$4,159,825
LIBERTY AMER INS CO	DOMESTIC	\$8,592,440	\$289,111	\$8,303,329	\$0
LIBERTY AMER SELECT INS CO	DOMESTIC	\$8,250,654	\$59,581	\$8,191,073	\$0
LIBERTY INS CORP	FOREIGN	\$244,776,659	\$5,119,981	\$239,656,676	\$40,450,118
LIBERTY INS UNDERWRITERS INC	FOREIGN	\$214,324,261	\$88,684,648	\$125,639,611	\$80,845,783
LIBERTY MUT FIRE INS CO	FOREIGN	\$5,477,772,126	\$4,078,781,163	\$1,398,990,964	\$196,748,351
LIBERTY MUT INS CO	FOREIGN	\$42,343,216,506	\$26,527,948,893	\$15,815,267,613	\$164,086,222
LIBERTY MUT MID ATLANTIC INS CO	FOREIGN	\$20,705,624	\$1,702,362	\$19,003,264	\$0
LIBERTY SURPLUS INS CORP	FOREIGN	\$185,868,529	\$82,373,861	\$103,494,676	\$41,728,681
LION INS CO	DOMESTIC	\$244,580,273	\$161,194,619	\$83,385,654	\$11,894,967
LM GEN INS CO	FOREIGN	\$11,010,668	\$259,928	\$10,750,740	\$168,302,823
LM INS CORP	FOREIGN	\$119,636,219	\$4,423,807	\$115,212,411	\$48,361,853
LM PROP & CAS INS CO	FOREIGN	\$64,551,264	\$28,799,748	\$35,751,516	\$0
LONE STAR ALLIANCE RRG	FOREIGN	\$3,859,020	\$2,055,246	\$1,803,774	\$1,311,910
LYNDON SOUTHERN INS CO	FOREIGN	\$130,818,839	\$88,196,872	\$42,621,967	\$34,217,220
MACHINERY INS INC ASSESSABLE MUT CO	DOMESTIC	\$1,860,189	\$222,052	\$1,638,137	\$475,244
MAG MUT INS CO	FOREIGN	\$1,719,189,133	\$838,476,480	\$880,712,654	\$56,282,975
MAIDEN REINS N AMER INC	FOREIGN	\$1,239,951,385	\$945,613,416	\$294,337,969	\$0
MAIN ST AMER ASSUR CO	DOMESTIC	\$41,821,934	\$6,830	\$41,815,104	\$0
MAIN STREET AMER PROTECTION INS CO	DOMESTIC	\$15,370,373	\$116,719	\$15,253,654	\$0
MANUFACTURERS ALLIANCE INS CO	FOREIGN	\$182,878,267	\$123,688,929	\$59,189,338	\$5,279,096
MAPFRE INS CO	FOREIGN	\$78,067,475	\$56,163,092	\$21,904,383	\$0

SOURCE: NAIC ANNUAL STATEMENT – EXH. OF ASSETS; EXH. OF LIABILITIES, SURPLUS AND OTHER FUNDS; EXH. OF PREMIUMS WRITTEN (SCH. T)

AUTHORIZED FLORIDA INSURER FINANCIAL ABSTRACTS BY NAIC STATEMENT TYPE

PURSUANT TO SECTION 624.315(1)(a), F.S.

PROPERTY AND CASUALTY		TOTAL FLORIDA DIRECT WRITTEN PREMIUMS:			\$44,878,605,393
COMPANY	DOMICILE	NET ADMITTED ASSETS	LIABILITIES	CAPITAL AND SURPLUS	FL DIRECT WRITTEN PREMIUM
MAPFRE INS CO OF FL	DOMESTIC	\$101,200,373	\$71,664,679	\$29,535,693	\$51,184,492
MARATHON FIN INS CO INC RRG	FOREIGN	\$8,945,216	\$6,616,481	\$2,328,735	\$0
MARKEL AMER INS CO	FOREIGN	\$329,312,720	\$192,850,661	\$136,462,059	\$11,147,154
MARKEL GLOBAL REINS CO	FOREIGN	\$1,546,414,370	\$819,284,454	\$727,129,916	\$0
MARKEL INS CO	FOREIGN	\$1,459,208,083	\$1,106,337,100	\$352,870,983	\$55,287,571
MASSACHUSETTS BAY INS CO	FOREIGN	\$64,230,940	\$14,078	\$64,216,862	\$16,075,970
MAXUM CAS INS CO	FOREIGN	\$51,916,129	\$33,701,821	\$18,214,308	(\$2)
MAXUM IND CO	FOREIGN	\$279,202,623	\$164,573,390	\$114,629,233	\$17,813,842
MBIA INS CORP	FOREIGN	\$796,841,809	\$187,747,991	\$609,093,818	\$346,802
MCIC VT A RECIP RRG	FOREIGN	\$1,604,339,514	\$1,104,763,909	\$499,575,605	\$6,406,382
MEDICAL MUT INS CO OF NC	FOREIGN	\$485,729,167	\$256,690,952	\$229,038,215	\$0
MEDICAL PROTECTIVE CO	FOREIGN	\$2,790,355,606	\$1,219,564,192	\$1,570,791,414	\$48,137,700
MEDICAL SECURITY INS CO	FOREIGN	\$26,526,469	\$9,297,157	\$17,229,312	\$927,055
MEDICUS INS CO	FOREIGN	\$67,097,437	\$32,833,652	\$34,263,785	\$7,834,711
MEDMAL DIRECT INS CO	DOMESTIC	\$39,830,616	\$18,488,715	\$21,341,901	\$13,266,621
MEDMARC CAS INS CO	FOREIGN	\$260,399,412	\$76,319,385	\$184,080,027	\$5,379,066
MEMIC CAS CO	FOREIGN	\$40,683,435	\$21,872,242	\$18,811,193	\$0
MEMIC IND CO	FOREIGN	\$385,855,775	\$260,213,112	\$125,642,663	\$12,916,043
MENDOTA INS CO	FOREIGN	\$118,264,816	\$79,543,453	\$38,721,363	\$27,935,187
MENTAL HLTH RRG	FOREIGN	\$27,018,284	\$12,054,897	\$14,963,387	\$2,322,511
MERASTAR INS CO	FOREIGN	\$32,242,201	\$20,803,758	\$11,438,443	\$1,884,187
MERCHANTS BONDING CO A MUT	FOREIGN	\$160,466,599	\$63,572,740	\$96,893,859	\$4,892,390
MERCHANTS NATL BONDING INC	FOREIGN	\$24,149,531	\$11,855,452	\$12,294,079	\$780,683
MERCURY CAS CO	FOREIGN	\$1,849,358,330	\$871,652,012	\$977,706,318	\$0
MERCURY IND CO OF AMER	DOMESTIC	\$58,073,357	\$20,043,552	\$38,029,805	\$140,599,288
MERCURY INS CO OF FL	DOMESTIC	\$44,946,169	\$3,978,866	\$40,967,303	\$36,629,385
MERIDIAN SECURITY INS CO	FOREIGN	\$116,859,407	\$46,528,146	\$70,331,261	\$0
MERITPLAN INS CO	FOREIGN	\$13,875,441	\$766,127	\$13,109,314	\$0
MESA UNDERWRITERS SPECIALTY INS CO	FOREIGN	\$309,449,584	\$233,979,099	\$75,470,485	\$12,808,024
METROMILE INS CO	FOREIGN	\$16,437,662	\$1,353,282	\$15,084,380	\$0
METROPOLITAN CAS INS CO	FOREIGN	\$203,694,551	\$149,251,756	\$54,442,795	\$173,739,609
METROPOLITAN DRT PROP & CAS INS CO	FOREIGN	\$129,389,431	\$98,172,815	\$31,216,616	\$0
METROPOLITAN GEN INS CO	FOREIGN	\$42,125,694	\$4,841,107	\$37,284,587	\$4,385,304
METROPOLITAN GRP PROP & CAS INS CO	FOREIGN	\$651,109,856	\$271,943,981	\$379,165,875	\$20,613
METROPOLITAN PROP & CAS INS CO	FOREIGN	\$5,599,133,504	\$3,263,662,290	\$2,335,471,214	\$4,332,661
MGA INS CO INC	FOREIGN	\$258,495,848	\$157,963,257	\$100,532,591	\$60,269,691
MGIC ASSUR CORP GEN ACCOUNT	FOREIGN	\$6,741,067	\$205,688	\$6,535,379	\$0
MGIC IND CORP	FOREIGN	\$136,938,898	\$45,915,084	\$91,023,814	\$3,002,766
MIC GEN INS CORP	FOREIGN	\$43,226,053	\$24,184,059	\$19,041,994	\$0
MIC PROP & CAS INS CORP	FOREIGN	\$92,001,235	\$37,916,885	\$54,084,350	\$21,790,260
MICHIGAN COMMERCIAL INS MUT	FOREIGN	\$82,404,473	\$62,363,463	\$20,041,010	\$13,688,866
MID CENTURY INS CO	FOREIGN	\$3,904,871,743	\$2,881,229,019	\$1,023,642,724	\$46,625
MID CONTINENT ASSUR CO	FOREIGN	\$30,166,457	\$10,907,362	\$19,259,095	\$0
MID CONTINENT CAS CO	FOREIGN	\$488,315,616	\$334,704,985	\$153,610,631	\$9,376,282
MID CONTINENT EXCESS AND SURPLUS INS	FOREIGN	\$17,477,458	\$29,351	\$17,448,108	\$193,801
MIDDLESEX INS CO	FOREIGN	\$695,164,692	\$445,304,143	\$249,860,549	\$3,764,282
MIDVALE IND CO	FOREIGN	\$13,379,043	\$591,302	\$12,787,741	\$96,752
MIDWEST EMPLOYERS CAS CO	FOREIGN	\$140,066,028	\$37,340,056	\$102,725,972	\$5,778,826
MINNESOTA LAWYERS MUT INS CO	FOREIGN	\$168,591,012	\$89,281,491	\$79,309,521	\$0

SOURCE: NAIC ANNUAL STATEMENT – EXH. OF ASSETS; EXH. OF LIABILITIES, SURPLUS AND OTHER FUNDS; EXH. OF PREMIUMS WRITTEN (SCH. T)

AUTHORIZED FLORIDA INSURER FINANCIAL ABSTRACTS BY NAIC STATEMENT TYPE

PURSUANT TO SECTION 624.315(1)(a), F.S.

PROPERTY AND CASUALTY		TOTAL FLORIDA DIRECT WRITTEN PREMIUMS: \$44,878,605,393			
COMPANY	DOMICILE	NET ADMITTED ASSETS	LIABILITIES	CAPITAL AND SURPLUS	FL DIRECT WRITTEN PREMIUM
MISSISSIPPI FARM BUREAU CAS INS CO	FOREIGN	\$417,591,222	\$162,166,420	\$255,424,802	\$656,939
mitsui sumitomo ins co of amer	FOREIGN	\$904,315,923	\$569,004,255	\$335,311,668	\$5,502,037
MITSUI SUMITOMO INS USA INC	FOREIGN	\$132,908,636	\$70,528,588	\$62,380,048	\$6,166,004
MMIC RRG INC	FOREIGN	\$612,091	\$19,034	\$593,057	\$0
MODERN USA INS CO	DOMESTIC	\$42,004,360	\$26,003,714	\$16,000,646	\$41,586,290
MONARCH NATL INS CO	DOMESTIC	\$32,687,167	\$1,873,873	\$30,813,294	\$2,156,726
MONROE GUAR INS CO	FOREIGN	\$49,676,878	(\$2,340,338)	\$52,017,216	\$27,944,669
MONTGOMERY MUT INS CO	FOREIGN	\$51,330,484	\$594,001	\$50,736,486	\$0
MORTGAGE GUAR INS CORP	FOREIGN	\$4,274,846,978	\$2,700,957,129	\$1,573,889,849	\$51,835,342
MOTORS INS CORP	FOREIGN	\$2,077,380,520	\$1,330,570,527	\$746,809,993	\$23,401,629
MOUNT BEACON INS CO	DOMESTIC	\$59,296,877	\$33,745,880	\$25,550,997	\$48,662,776
MOUNT VERNON FIRE INS CO	FOREIGN	\$580,161,247	\$180,495,881	\$399,665,367	\$26,909,214
MOUNTAIN LAKE RRG INC	FOREIGN	\$1,766,121	\$586,547	\$1,179,574	\$0
MSA INS CO	FOREIGN	\$18,323,806	\$196,176	\$18,127,630	\$7,931,799
MT HAWLEY INS CO	FOREIGN	\$861,224,965	\$413,388,516	\$447,836,449	\$43,268,365
MUNICH REINS AMER INC	FOREIGN	\$17,497,921,694	\$12,540,529,669	\$4,957,392,025	\$0
MUNICIPAL ASSUR COR	FOREIGN	\$1,509,306,022	\$779,798,472	\$729,507,549	\$0
NASW RRG INC	FOREIGN	\$6,496,012	\$1,671,425	\$4,824,587	\$254,346
NATIONAL AMER INS CO	FOREIGN	\$188,488,103	\$122,946,849	\$65,541,254	\$296,496
NATIONAL AMER INS CO OF CA	FOREIGN	\$35,529,854	\$20,791,569	\$14,738,285	\$0
NATIONAL ASSISTED LIVING RRG INC	FOREIGN	\$7,974,703	\$3,862,629	\$4,112,074	\$1,277,850
NATIONAL BUILDERS INS CO	FOREIGN	\$78,144,005	\$51,768,715	\$26,375,290	\$19,408,266
NATIONAL CAS CO	FOREIGN	\$288,523,143	\$154,445,656	\$134,077,487	\$51,147,291
NATIONAL CONTINENTAL INS CO	FOREIGN	\$138,976,133	\$87,271,634	\$51,704,499	\$0
NATIONAL FIRE & IND EXCH	FOREIGN	\$12,208,383	\$6,596,219	\$5,612,164	\$1,064,847
NATIONAL FIRE & MARINE INS CO	FOREIGN	\$8,664,800,223	\$2,968,944,323	\$5,695,855,901	\$92,259,702
NATIONAL FIRE INS CO OF HARTFORD	FOREIGN	\$125,166,013	\$66,800	\$125,099,213	\$15,584,472
NATIONAL GEN ASSUR CO	FOREIGN	\$39,847,964	\$23,028,938	\$16,819,026	\$6,975,130
NATIONAL GEN INS CO	FOREIGN	\$53,558,777	\$27,264,723	\$26,294,054	\$130,064
NATIONAL GENERAL INS ONLINE INC	FOREIGN	\$36,536,089	\$25,196,574	\$11,339,515	\$16,898,595
NATIONAL GUARDIAN RRG INC	FOREIGN	\$11,398,810	\$4,753,307	\$6,645,503	\$7,494
NATIONAL HOME INS CO RRG	FOREIGN	\$24,089,982	\$15,309,367	\$8,780,615	\$0
NATIONAL IND CO	FOREIGN	\$161,776,678,504	\$71,948,059,815	\$89,828,618,689	\$720,670
NATIONAL IND CO OF THE SOUTH	DOMESTIC	\$355,849,838	\$176,789,253	\$179,060,585	\$85,746,967
NATIONAL INDEPENDENT TRUCKERS IC RRG	FOREIGN	\$12,729,787	\$5,406,368	\$7,323,419	\$1,693,499
NATIONAL INTERSTATE INS CO	FOREIGN	\$1,200,140,217	\$904,544,115	\$295,596,102	\$21,306,812
NATIONAL LIAB & FIRE INS CO	FOREIGN	\$2,377,333,413	\$1,420,249,224	\$957,084,188	\$63,531,219
NATIONAL MEDICAL PROFESSIONAL RRG IN	FOREIGN	\$3,669,779	\$719,304	\$2,950,473	\$205,633
NATIONAL MORTGAGE INS CORP	FOREIGN	\$487,699,415	\$120,809,359	\$366,890,055	\$3,596,419
NATIONAL PUBLIC FINANCE GUAR CORP	FOREIGN	\$4,676,577,198	\$2,199,034,521	\$2,477,542,677	\$0
NATIONAL SECURITY FIRE & CAS CO	FOREIGN	\$76,405,971	\$41,960,170	\$34,445,803	\$0
NATIONAL SPECIALTY INS CO	FOREIGN	\$78,539,999	\$32,521,095	\$46,018,904	\$23,058,809
NATIONAL SURETY CORP	FOREIGN	\$212,814,591	\$72,715,094	\$140,099,497	\$8,952,230
NATIONAL TRUST INS CO	FOREIGN	\$35,917,403	(\$920,852)	\$36,838,255	\$64,761,077
NATIONAL UNION FIRE INS CO OF PITTS	FOREIGN	\$26,764,167,828	\$20,081,336,394	\$6,682,831,434	\$205,303,924
NATIONWIDE AFFINITY CO OF AMER	FOREIGN	\$407,671,810	\$395,085,900	\$12,585,910	\$0
NATIONWIDE AGRIBUSINESS INS CO	FOREIGN	\$544,595,482	\$472,964,776	\$71,630,706	\$4,282,094
NATIONWIDE ASSUR CO	FOREIGN	\$144,087,826	\$83,130,674	\$60,957,152	\$0
NATIONWIDE GEN INS CO	FOREIGN	\$346,985,272	\$324,269,619	\$22,715,653	(\$7)

SOURCE: NAIC ANNUAL STATEMENT – EXH. OF ASSETS; EXH. OF LIABILITIES, SURPLUS AND OTHER FUNDS; EXH. OF PREMIUMS WRITTEN (SCH. T)

AUTHORIZED FLORIDA INSURER FINANCIAL ABSTRACTS BY NAIC STATEMENT TYPE

PURSUANT TO SECTION 624.315(1)(a), F.S.

PROPERTY AND CASUALTY		TOTAL FLORIDA DIRECT WRITTEN PREMIUMS:			\$44,878,605,393
COMPANY	DOMICILE	NET ADMITTED ASSETS	LIABILITIES	CAPITAL AND SURPLUS	FL DIRECT WRITTEN PREMIUM
NATIONWIDE INS CO OF AMER	FOREIGN	\$484,374,585	\$332,090,294	\$152,284,291	\$132,959,167
NATIONWIDE INS CO OF FL	FOREIGN	\$344,638,589	\$42,566,686	\$302,071,903	\$42,221,241
NATIONWIDE MUT FIRE INS CO	FOREIGN	\$5,938,418,248	\$3,334,085,180	\$2,604,333,068	\$32,274,448
NATIONWIDE MUT INS CO	FOREIGN	\$35,923,712,072	\$23,607,837,026	\$12,315,875,046	\$24,096,195
NATIONWIDE PROP & CAS INS CO	FOREIGN	\$624,183,561	\$576,595,096	\$47,588,465	\$0
NAU COUNTRY INS CO	FOREIGN	\$1,305,141,944	\$995,824,287	\$309,317,657	\$4,416,967
NAUTILUS INS CO	FOREIGN	\$262,067,672	\$103,176,065	\$158,891,607	\$49,936,423
NAVIGATORS INS CO	FOREIGN	\$2,568,520,245	\$1,618,254,455	\$950,265,790	\$12,311,048
NAVIGATORS SPECIALTY INS CO	FOREIGN	\$165,666,457	\$29,630,620	\$136,035,837	\$20,014,593
NCMIC INS CO	FOREIGN	\$713,011,877	\$451,280,821	\$261,731,056	\$770,831
NCMIC RRG INC	FOREIGN	\$6,821,083	\$2,780,382	\$4,040,701	\$4,592,479
NEW ENGLAND INS CO	FOREIGN	\$37,714,721	\$2,519,559	\$35,195,161	\$0
NEW ENGLAND REINS CORP	FOREIGN	\$38,729,791	\$2,534,581	\$36,195,210	\$0
NEW HAMPSHIRE INS CO	FOREIGN	\$239,031,799	\$159,437,588	\$79,594,211	\$76,938,141
NEW HOME WARRANTY INS CO A RRG	FOREIGN	\$18,597,799	\$12,328,883	\$6,268,916	\$1,734,871
NEW JERSEY RE INS CO	FOREIGN	\$549,805,445	\$149,248,457	\$400,556,988	\$0
NEW YORK MARINE & GEN INS CO	FOREIGN	\$1,191,894,296	\$812,663,535	\$379,230,762	\$36,593,966
NGM INS CO	DOMESTIC	\$2,344,819,808	\$1,324,181,771	\$1,020,638,037	\$5,143,401
NOETIC SPECIALTY INS CO	FOREIGN	\$118,184,755	\$49,618,392	\$68,566,363	\$924,068
NORCAL MUT INS CO	FOREIGN	\$1,610,512,396	\$940,364,321	\$670,148,075	\$0
NORCAL SPECIALTY INS CO	FOREIGN	\$507,656,727	\$271,001,732	\$236,654,995	\$1,624,637
NORGUARD INS CO	FOREIGN	\$615,676,389	\$449,455,369	\$166,221,020	\$39,310,019
NORMANDY INS CO	DOMESTIC	\$33,883,339	\$22,686,990	\$11,196,349	\$24,637,119
NORTH AMER CAPACITY INS CO	FOREIGN	\$121,887,228	\$75,809,086	\$46,078,142	\$8,566,158
NORTH AMER ELITE INS CO	FOREIGN	\$129,097,562	\$94,580,414	\$34,517,148	\$2,960,922
NORTH AMER SPECIALTY INS CO	FOREIGN	\$576,748,885	\$181,402,894	\$395,345,991	\$9,755,201
NORTH LIGHT SPECIALTY INS CO	FOREIGN	\$49,197,521	\$431,743	\$48,765,778	\$0
NORTH POINTE INS CO	FOREIGN	\$93,836,940	\$68,860,180	\$24,976,760	\$5,226,273
NORTH RIVER INS CO	FOREIGN	\$1,030,464,864	\$724,227,858	\$306,237,006	\$22,804,273
NORTHFIELD INS CO	FOREIGN	\$383,550,876	\$255,825,240	\$127,725,636	\$4,763,326
NORTHLAND CAS CO	FOREIGN	\$107,733,718	\$70,693,643	\$37,040,075	\$0
NORTHLAND INS CO	FOREIGN	\$1,171,561,548	\$627,519,323	\$544,042,225	\$15,414,631
NOVA CAS CO	FOREIGN	\$94,308,693	\$2,544,860	\$91,763,833	\$6,391,152
NUTMEG INS CO	FOREIGN	\$706,647,297	\$176,026,220	\$530,621,077	\$0
OAK RIVER INS CO	FOREIGN	\$594,700,423	\$394,268,711	\$200,431,712	\$1,191,752
OAKWOOD INS CO	FOREIGN	\$67,935,939	\$37,643,730	\$30,292,209	\$0
OBI NATL INS CO	FOREIGN	\$13,139,343	\$23,339	\$13,116,004	\$487,882
OCCIDENTAL FIRE & CAS CO OF NC	FOREIGN	\$542,241,015	\$396,778,910	\$145,462,105	\$29,405,739
OCEAN HARBOR CAS INS CO	DOMESTIC	\$217,211,527	\$166,982,401	\$50,229,127	\$135,170,963
OCEANUS INS CO A RRG	FOREIGN	\$59,400,580	\$49,110,025	\$10,290,555	\$1,379,477
ODYSSEY REINS CO	FOREIGN	\$7,308,174,273	\$4,019,664,013	\$3,288,510,260	\$0
OHIO CAS INS CO	FOREIGN	\$5,578,553,264	\$3,941,123,727	\$1,637,429,540	\$24,636,009
OHIO FARMERS INS CO	FOREIGN	\$2,701,072,489	\$703,930,939	\$1,997,141,550	\$150,437
OHIO IND CO	FOREIGN	\$145,236,047	\$99,747,686	\$45,488,361	\$2,651,627
OHIO SECURITY INS CO	FOREIGN	\$16,092,026	\$618,319	\$15,473,707	\$57,677,223
OLD DOMINION INS CO	DOMESTIC	\$34,609,392	\$6,710	\$34,602,682	\$111,407,101
OLD REPUBLIC GEN INS CORP	FOREIGN	\$2,004,034,724	\$1,503,864,961	\$500,169,763	\$9,375,147
OLD REPUBLIC INS CO	FOREIGN	\$2,668,770,721	\$1,634,784,568	\$1,033,986,153	\$91,835,338
OLD REPUBLIC SECURITY ASSUR CO	FOREIGN	\$1,092,490,397	\$908,225,841	\$184,264,556	\$0

SOURCE: NAIC ANNUAL STATEMENT – EXH. OF ASSETS; EXH. OF LIABILITIES, SURPLUS AND OTHER FUNDS; EXH. OF PREMIUMS WRITTEN (SCH. T)

AUTHORIZED FLORIDA INSURER FINANCIAL ABSTRACTS BY NAIC STATEMENT TYPE

PURSUANT TO SECTION 624.315(1)(a), F.S.

PROPERTY AND CASUALTY		TOTAL FLORIDA DIRECT WRITTEN PREMIUMS:			\$44,878,605,393
COMPANY	DOMICILE	NET ADMITTED ASSETS	LIABILITIES	CAPITAL AND SURPLUS	FL DIRECT WRITTEN PREMIUM
OLD REPUBLIC SURETY CO	FOREIGN	\$115,080,869	\$56,733,465	\$58,347,404	\$4,003,468
OLD REPUBLIC UNION INS CO	FOREIGN	\$58,742,412	\$9,060,426	\$49,681,986	\$0
OLD UNITED CAS CO	FOREIGN	\$540,090,234	\$356,035,970	\$184,054,264	\$9,150,239
OLYMPUS INS CO	DOMESTIC	\$72,879,325	\$42,550,087	\$30,329,238	\$145,655,370
OMEGA INS CO	DOMESTIC	\$39,107,959	\$24,103,504	\$15,004,455	\$74,722,497
OMNI IND CO	FOREIGN	\$61,420,718	\$37,639,767	\$23,780,951	\$679,989
OMNI INS CO	FOREIGN	\$178,817,809	\$112,919,859	\$65,897,950	\$0
OMS NATL INS CO RRG	FOREIGN	\$384,305,785	\$167,542,485	\$216,763,300	\$5,599,187
ONECIS INS CO	FOREIGN	\$22,825,174	\$2,464,217	\$20,360,957	\$0
OOIDA RRG INC	FOREIGN	\$92,106,417	\$72,313,435	\$19,792,983	\$6,136,263
OPHTHALMIC MUT INS CO RRG	FOREIGN	\$275,088,108	\$82,374,092	\$192,714,016	\$6,035,911
ORTHOFORUM INS CO RRG	FOREIGN	\$19,404,237	\$15,860,272	\$3,543,966	\$1,155,931
OWNERS INS CO	FOREIGN	\$3,883,022,410	\$2,325,321,639	\$1,557,700,771	\$97,963,267
PACIFIC EMPLOYERS INS CO	FOREIGN	\$3,541,625,095	\$2,301,252,609	\$1,240,372,486	(\$542,379)
PACIFIC IND CO	FOREIGN	\$6,916,030,245	\$3,985,784,723	\$2,930,245,522	\$31,800,456
PACIFIC INS CO LTD	FOREIGN	\$637,952,857	\$415,659,877	\$222,292,980	\$1,212,938
PACIFIC SPECIALTY INS CO	FOREIGN	\$304,904,398	\$171,941,258	\$132,963,137	\$2,029,343
PACO ASSUR CO INC	FOREIGN	\$70,323,273	\$36,824,393	\$33,498,880	\$1,786,907
PALMETTO SURETY CORP	FOREIGN	\$10,041,353	\$6,980,032	\$3,061,321	\$2,747,907
PARATRANSIT INS CO MUT RRG	FOREIGN	\$25,160,084	\$12,546,497	\$12,613,587	\$0
PARTNER REINS CO OF THE US	FOREIGN	\$4,865,941,942	\$3,460,862,020	\$1,405,079,922	\$0
PARTNERRE AMER INS CO	FOREIGN	\$375,828,870	\$247,475,251	\$128,353,619	\$3,792,999
PARTNERRE INS CO OF NY	FOREIGN	\$128,509,868	\$19,136,971	\$109,372,897	\$0
PATRIOT GEN INS CO	FOREIGN	\$25,744,789	\$749,966	\$24,994,823	\$3,233,497
PCH MUT INS CO INC RRG	FOREIGN	\$7,207,088	\$4,634,802	\$2,572,286	\$52,167
PEACE CHURCH RRG INC	FOREIGN	\$19,532,266	\$4,609,252	\$14,923,014	\$92,696
PEACHTREE CAS INS CO	DOMESTIC	\$26,385,218	\$19,192,179	\$7,193,039	\$24,519,992
PEAK PROP & CAS INS CORP	FOREIGN	\$45,996,669	\$7,019,851	\$38,976,818	\$68,323,303
PEERLESS IND INS CO	FOREIGN	\$190,850,978	\$7,175,625	\$183,675,352	\$0
PEERLESS INS CO	FOREIGN	\$13,172,391,683	\$9,855,641,908	\$3,316,749,774	\$12,884
PELEUS INS CO	FOREIGN	\$106,669,622	\$57,868,887	\$48,800,735	\$0
PENINSULAR SURETY CO	DOMESTIC	\$2,240,486	\$256,239	\$1,984,247	\$26,507
PENN AMER INS CO	FOREIGN	\$155,000,074	\$71,856,341	\$83,143,733	\$12,933,043
PENN MILLERS INS CO	FOREIGN	\$122,372,117	\$56,002,646	\$66,369,471	\$383,301
PENNSYLVANIA INS CO	FOREIGN	\$55,638,747	\$14,426,156	\$41,212,591	\$0
PENNSYLVANIA LUMBERMENS MUT INS	FOREIGN	\$457,197,877	\$350,949,306	\$106,248,571	\$10,958,322
PENNSYLVANIA MANUFACTURERS ASSOC INS	FOREIGN	\$821,901,371	\$570,166,750	\$251,734,621	\$28,788,201
PENNSYLVANIA MANUFACTURERS IND CO	FOREIGN	\$193,933,250	\$124,438,889	\$69,494,361	\$791,210
PENNSYLVANIA NATL MUT CAS INS CO	FOREIGN	\$1,233,630,334	\$662,217,377	\$571,412,957	\$461,705
PEOPLES TRUST INS CO	DOMESTIC	\$256,699,518	\$168,783,513	\$87,916,005	\$282,263,158
PERMANENT GEN ASSUR CORP	FOREIGN	\$313,074,798	\$200,383,837	\$112,690,961	\$40,715,829
PETROLEUM CAS CO	FOREIGN	\$33,391,311	\$10,561,461	\$22,829,850	\$15,833
PHARMACISTS MUT INS CO	FOREIGN	\$269,087,094	\$163,309,009	\$105,778,085	\$587,640
PHILADELPHIA IND INS CO	FOREIGN	\$7,361,508,442	\$5,313,987,763	\$2,047,520,679	\$178,940,706
PHOENIX INS CO	FOREIGN	\$4,175,204,457	\$2,429,167,321	\$1,746,037,136	\$40,755,658
PHYSICIANS CAS RRG INC	FOREIGN	\$12,942,214	\$10,395,189	\$2,547,025	\$5,741,094
PHYSICIANS IND RRG	FOREIGN	\$6,728,604	\$5,814,737	\$913,867	\$2,237,296
PHYSICIANS INS CO	DOMESTIC	\$11,518,454	\$4,105,283	\$7,413,171	\$5,292,179
PHYSICIANS PROFESSIONAL LIAB RRG	FOREIGN	\$37,373,014	\$18,525,190	\$18,847,825	\$4,609,665

SOURCE: NAIC ANNUAL STATEMENT – EXH. OF ASSETS; EXH. OF LIABILITIES, SURPLUS AND OTHER FUNDS; EXH. OF PREMIUMS WRITTEN (SCH. T)

AUTHORIZED FLORIDA INSURER FINANCIAL ABSTRACTS BY NAIC STATEMENT TYPE

PURSUANT TO SECTION 624.315(1)(a), F.S.

PROPERTY AND CASUALTY		TOTAL FLORIDA DIRECT WRITTEN PREMIUMS: \$44,878,605,393			
COMPANY	DOMICILE	NET ADMITTED ASSETS	LIABILITIES	CAPITAL AND SURPLUS	FL DIRECT WRITTEN PREMIUM
PHYSICIANS SPECIALTY LTD RRG	FOREIGN	\$12,119,859	\$6,575,168	\$5,544,691	\$0
PIA PROFESSIONAL LIAB INS CO A RRG	FOREIGN	\$2,428,591	\$1,114,653	\$1,313,938	\$0
PLANS LIAB INS CO	FOREIGN	\$77,929,062	\$44,355,166	\$33,573,896	\$0
PLATEAU CAS INS CO	FOREIGN	\$40,232,129	\$19,889,061	\$20,343,068	\$215,411
PLATTE RIVER INS CO	FOREIGN	\$127,762,605	\$85,538,113	\$42,224,492	\$3,036,874
PLAZA INS CO	FOREIGN	\$61,888,677	\$35,101,244	\$26,787,433	\$7,813,207
PODIATRY INS CO OF AMER	FOREIGN	\$308,398,041	\$184,047,616	\$124,350,425	\$5,878,888
PONCE DE LEON LTC RRG INC	DOMESTIC	\$8,963,244	\$4,215,011	\$4,748,234	\$1,215,811
PRAETORIAN INS CO	FOREIGN	\$870,869,322	\$626,939,973	\$243,929,350	\$74,706,575
PREFERRED CONTRACTORS INS CO RRG LLC	FOREIGN	\$99,374,683	\$92,607,599	\$6,767,084	\$2,473,193
PREFERRED PHYSICIANS MEDICAL RRG	FOREIGN	\$211,832,886	\$88,105,837	\$123,727,044	\$1,866,435
PREFERRED PROFESSIONAL INS CO	FOREIGN	\$295,126,423	\$138,258,545	\$156,867,878	\$449,602
PREMIER GRP INS CO INC	FOREIGN	\$54,544,042	\$19,642,289	\$34,901,753	\$2,622,874
PREPARED INS CO	DOMESTIC	\$64,506,465	\$44,487,020	\$20,019,445	\$66,824,449
PRIME INS CO	FOREIGN	\$74,511,923	\$35,259,598	\$39,252,325	\$2,733,717
PRIME PROP & CAS INS INC	FOREIGN	\$20,100,652	\$7,747,118	\$12,353,534	\$0
PRINCETON EXCESS & SURPLUS LINES INS	FOREIGN	\$160,595,490	\$94,843,916	\$65,751,574	\$25,762,859
PRIVILEGE UNDERWRITERS RECP EXCH	DOMESTIC	\$325,048,308	\$226,441,672	\$98,606,636	\$96,150,371
PROASSURANCE AMER MUT A RRG	FOREIGN	\$10,198,650	\$146,479	\$10,052,171	\$0
PROASSURANCE CAS CO	FOREIGN	\$1,139,878,362	\$696,315,292	\$443,563,070	\$16,916,331
PROASSURANCE IND CO INC	FOREIGN	\$1,382,627,571	\$826,295,176	\$556,332,395	\$1,480,967
PROASSURANCE SPECIALTY INS CO	FOREIGN	\$39,476,414	\$11,959,854	\$27,516,560	\$2,255,544
PROBUILDERS SPECIALTY INS CO RRG	FOREIGN	\$13,625,264	\$1,784,786	\$11,840,478	\$0
PRODUCERS AGRICULTURE INS CO	FOREIGN	\$481,425,265	\$420,492,802	\$60,932,463	\$10,049,134
PROFESSIONAL SECURITY INS CO	FOREIGN	\$74,282,986	\$8,085,383	\$66,197,603	\$1,934,646
PROFESSIONALS ADVOCATE INS CO	FOREIGN	\$133,991,438	\$31,273,518	\$102,717,919	\$0
PROGRESSIVE ADVANCED INS CO	FOREIGN	\$395,956,797	\$228,551,203	\$167,405,594	\$0
PROGRESSIVE AMER INS CO	FOREIGN	\$427,372,322	\$244,572,451	\$182,799,871	\$1,229,921,026
PROGRESSIVE BAYSIDE INS CO	FOREIGN	\$114,558,115	\$80,448,033	\$34,110,082	\$0
PROGRESSIVE CAS INS CO	FOREIGN	\$6,245,560,407	\$4,635,468,757	\$1,610,091,650	\$2,955
PROGRESSIVE DIRECT INS CO	FOREIGN	\$5,835,292,995	\$4,052,189,577	\$1,783,103,418	\$0
PROGRESSIVE EXPRESS INS CO	FOREIGN	\$196,376,076	\$144,354,197	\$52,021,879	\$380,980,038
PROGRESSIVE SELECT INS CO	FOREIGN	\$595,288,110	\$425,656,042	\$169,632,068	\$997,657,942
PROGRESSIVE SOUTHEASTERN INS CO	FOREIGN	\$160,508,484	\$99,625,004	\$60,883,480	\$0
PROGRESSIVE SPECIALTY INS CO	FOREIGN	\$864,748,854	\$598,353,227	\$266,395,627	\$0
PROPERTY & CAS INS CO OF HARTFORD	FOREIGN	\$235,556,336	\$127,727,585	\$107,828,751	\$33,592,988
PROSELECT INS CO	FOREIGN	\$82,605,235	\$58,121,676	\$24,483,560	\$0
PROTECTIVE INS CO	FOREIGN	\$753,493,124	\$364,065,940	\$389,427,184	\$11,634,235
PROTECTIVE PROP & CAS INS CO	FOREIGN	\$364,333,982	\$209,349,449	\$154,984,533	\$13,736,776
PROVIDENCE WASHINGTON INS CO	FOREIGN	\$214,829,699	\$139,664,808	\$75,164,891	\$0
PUBLIC SERV INS CO	FOREIGN	\$465,906,405	\$407,973,631	\$57,932,774	\$16,282
PURE INS CO	DOMESTIC	\$263,306,640	\$110,158,627	\$153,148,013	\$0
QBE INS CORP	FOREIGN	\$2,134,477,788	\$1,398,805,605	\$735,672,183	\$91,159,111
QBE REINS CORP	FOREIGN	\$1,147,839,279	\$334,575,961	\$813,263,318	\$0
QBE SPECIALTY INS CO	FOREIGN	\$671,074,815	\$486,999,950	\$184,074,865	\$111,573,252
QUANTA IND CO	FOREIGN	\$40,800,800	\$20,851,696	\$19,949,104	\$0
R&Q REINS CO	FOREIGN	\$138,744,256	\$120,701,681	\$18,042,575	\$0
RADIAN GUAR INC	FOREIGN	\$4,008,987,802	\$2,322,474,905	\$1,686,512,897	\$64,549,124
RADIAN MORTGAGE ASSUR INC	FOREIGN	\$8,132,234	\$31,443	\$8,100,791	\$0

SOURCE: NAIC ANNUAL STATEMENT – EXH. OF ASSETS; EXH. OF LIABILITIES, SURPLUS AND OTHER FUNDS; EXH. OF PREMIUMS WRITTEN (SCH. T)

AUTHORIZED FLORIDA INSURER FINANCIAL ABSTRACTS BY NAIC STATEMENT TYPE

PURSUANT TO SECTION 624.315(1)(a), F.S.

PROPERTY AND CASUALTY		TOTAL FLORIDA DIRECT WRITTEN PREMIUMS:			\$44,878,605,393
COMPANY	DOMICILE	NET ADMITTED ASSETS	LIABILITIES	CAPITAL AND SURPLUS	FL DIRECT WRITTEN PREMIUM
REGENT INS CO	FOREIGN	\$150,117,991	\$121,542,733	\$28,575,258	\$449,825
RELIAMAX SURETY CO	FOREIGN	\$55,162,506	\$32,599,073	\$22,563,433	\$0
RENAISSANCE REINS US INC	FOREIGN	\$1,508,034,979	\$986,512,963	\$521,522,016	\$0
REPUBLIC IND CO OF AMER	FOREIGN	\$2,292,358,734	\$1,755,073,627	\$537,285,107	\$0
REPUBLIC MORTGAGE INS CO	FOREIGN	\$731,840,190	\$708,468,729	\$23,371,461	\$13,104,030
REPUBLIC MORTGAGE INS CO OF FL	DOMESTIC	\$24,525,822	\$16,842,915	\$7,682,907	\$0
REPUBLIC MORTGAGE INS OF NC	FOREIGN	\$179,804,712	\$165,630,407	\$14,174,305	\$0
REPUBLIC VANGUARD INS CO	FOREIGN	\$24,548,909	\$330,989	\$24,217,920	\$3,109,631
RESPONSE INS CO	FOREIGN	\$37,924,743	\$2,793,920	\$35,130,823	\$442,214
RESPONSE WORLDWIDE DIRECT AUTO INS C	FOREIGN	\$6,844,885	\$32,102	\$6,812,782	\$0
RESPONSE WORLDWIDE INS CO	FOREIGN	\$11,122,247	\$41,520	\$11,080,727	\$0
RESPONSIVE AUTO INS CO	DOMESTIC	\$26,629,160	\$17,362,125	\$9,267,035	\$26,404,808
RESTORATION RRG INC	FOREIGN	\$70,922,792	\$45,679,381	\$25,243,411	\$799,691
RETAILFIRST INS CO	DOMESTIC	\$285,479,677	\$148,332,860	\$137,146,817	\$83,770,106
RIDER INS CO	FOREIGN	\$39,496,548	\$28,074,071	\$11,422,477	\$125
RIVERPORT INS CO	FOREIGN	\$122,618,126	\$83,332,148	\$39,285,979	\$172,916
RLI INS CO	FOREIGN	\$1,725,093,482	\$859,825,084	\$865,268,398	\$41,990,312
ROCHE SURETY & CAS CO INC	DOMESTIC	\$23,803,972	\$14,399,120	\$9,404,852	\$1,130,786
ROCKHILL INS CO	FOREIGN	\$150,831,510	\$52,731,570	\$98,099,940	\$95,553,254
ROCKINGHAM CAS CO	FOREIGN	\$32,791,342	\$4,073,647	\$28,717,695	\$50,172
ROCKWOOD CAS INS CO	FOREIGN	\$248,358,890	\$159,496,756	\$88,862,134	\$933
ROMULUS INS RRG INC	FOREIGN	\$2,187,009	\$347,177	\$1,839,832	\$0
RPX RRG INC	FOREIGN	\$5,031,123	\$669,188	\$4,361,935	\$0
RSUI IND CO	FOREIGN	\$3,328,975,022	\$1,847,409,758	\$1,481,565,264	\$15,612,866
RURAL COMM INS CO	FOREIGN	\$3,680,000,787	\$2,986,176,294	\$693,824,493	\$10,749,466
RURAL TRUST INS CO	FOREIGN	\$17,935,211	\$5,351,290	\$12,583,921	\$0
RVI AMER INS CO	FOREIGN	\$104,966,846	\$31,857,583	\$73,109,263	\$2,500
SAFE HARBOR INS CO	DOMESTIC	\$73,133,931	\$50,008,655	\$23,125,276	\$67,644,683
SAFECO INS CO OF AMER	FOREIGN	\$4,356,907,308	\$2,963,547,111	\$1,393,360,198	\$16,251,743
SAFECO INS CO OF IL	FOREIGN	\$185,425,346	\$4,859,305	\$180,566,041	\$236,309,181
SAFECO NATL INS CO	FOREIGN	\$14,620,312	\$183,947	\$14,436,364	\$0
SAFEPOINT INS CO	DOMESTIC	\$110,567,460	\$68,822,872	\$41,744,588	\$102,790,149
SAFETY FIRST INS CO	FOREIGN	\$69,026,117	\$3,932,423	\$65,093,694	\$98,678
SAFETY NATL CAS CORP	FOREIGN	\$5,611,302,700	\$4,084,330,804	\$1,526,971,896	\$24,854,560
SAFETY SPECIALTY INS CO	FOREIGN	\$64,092,691	\$14,388	\$64,078,303	\$0
SAFEWAY INS CO	FOREIGN	\$463,626,329	\$161,567,171	\$302,059,158	\$0
SAGAMORE INS CO	FOREIGN	\$156,717,205	\$31,643,167	\$125,074,038	\$114,183
SAMARITAN RRG INC	FOREIGN	\$30,954,118	\$13,682,321	\$17,271,797	\$8,897,271
SAMSUNG FIRE & MARINE INS CO LTD	FOREIGN	\$215,390,223	\$166,633,119	\$48,757,104	\$536,682
SAN FRANCISCO REINS CO	FOREIGN	\$2,931,056,513	\$2,275,184,916	\$655,871,597	\$0
SAVERS PROP & CAS INS CO	FOREIGN	\$231,179,676	\$172,141,780	\$59,037,896	\$153,852
SAWGRASS MUTUAL INS CO	DOMESTIC	\$38,947,556	\$18,408,616	\$20,538,940	\$40,565,200
SCOR REINS CO	FOREIGN	\$2,749,193,871	\$1,787,002,976	\$962,190,895	\$0
SCOTTSDALE IND CO	FOREIGN	\$79,284,294	\$41,572,915	\$37,711,379	\$14,242,617
SCOTTSDALE INS CO	FOREIGN	\$2,313,260,386	\$1,547,117,460	\$766,142,926	\$190,599,940
SCRUBS MUT ASSUR CO RRG	FOREIGN	\$15,794,806	\$12,111,843	\$3,682,961	\$156,509
SEABRIGHT INS CO	FOREIGN	\$42,082,434	\$16,534,663	\$25,547,771	(\$42,522)
SEAVIEW INS CO	FOREIGN	\$24,311,419	\$10,660,626	\$13,650,793	\$0
SECURIAN CAS CO	FOREIGN	\$224,111,560	\$111,249,837	\$112,861,723	\$11,698,954

SOURCE: NAIC ANNUAL STATEMENT – EXH. OF ASSETS; EXH. OF LIABILITIES, SURPLUS AND OTHER FUNDS; EXH. OF PREMIUMS WRITTEN (SCH. T)

AUTHORIZED FLORIDA INSURER FINANCIAL ABSTRACTS BY NAIC STATEMENT TYPE

PURSUANT TO SECTION 624.315(1)(a), F.S.

PROPERTY AND CASUALTY		TOTAL FLORIDA DIRECT WRITTEN PREMIUMS: \$44,878,605,393			
COMPANY	DOMICILE	NET ADMITTED ASSETS	LIABILITIES	CAPITAL AND SURPLUS	FL DIRECT WRITTEN PREMIUM
SECURITY AMER RRG INC	FOREIGN	\$5,398,329	\$2,695,370	\$2,702,959	\$110,092
SECURITY FIRST INS CO	DOMESTIC	\$187,100,061	\$131,779,076	\$55,320,984	\$302,948,556
SECURITY NATL INS CO	FOREIGN	\$991,421,847	\$841,880,107	\$149,541,741	\$19,531,477
SECURITY NATL INS CO	DOMESTIC	\$127,575,516	\$91,776,211	\$35,799,305	\$245,761,653
SELECT INS CO	FOREIGN	\$76,451,374	\$586,561	\$75,864,813	\$0
SELECTIVE INS CO OF THE SOUTHEAST	FOREIGN	\$461,826,371	\$365,571,495	\$96,254,876	\$31,928,831
SENECA INS CO INC	FOREIGN	\$199,534,882	\$61,161,693	\$138,373,189	\$2,848,212
SENECA SPECIALTY INS CO	FOREIGN	\$48,556,763	\$36,619	\$48,520,144	\$13,463,618
SENTINEL INS CO LTD	FOREIGN	\$241,843,898	\$73,411,469	\$168,432,429	\$35,260,005
SENTRUITY CAS CO	FOREIGN	\$168,571,384	\$123,207,172	\$45,364,212	\$12,344
SENTRY CAS CO	FOREIGN	\$272,518,724	\$200,631,592	\$71,887,133	\$3,235,084
SENTRY INS A MUT CO	FOREIGN	\$7,214,572,558	\$2,810,284,129	\$4,404,288,429	\$11,685,443
SENTRY SELECT INS CO	FOREIGN	\$679,070,451	\$447,106,171	\$231,964,279	\$40,185,250
SERVICE INS CO	DOMESTIC	\$49,346,837	\$12,026,494	\$37,320,343	\$27,748,689
SEVEN SEAS INS CO INC	DOMESTIC	\$18,312,415	\$2,093,425	\$16,218,990	\$18,822,513
SFM MUT INS CO	FOREIGN	\$532,334,070	\$410,887,908	\$121,446,162	\$104,015
SIRIUS AMER INS CO	FOREIGN	\$1,387,644,025	\$870,065,385	\$517,578,641	\$906,274
SOMPO JAPAN FIRE & MAR INS CO AMER	FOREIGN	\$77,470,640	\$2,478,140	\$74,992,499	\$0
SOMPO JAPAN INS CO OF AMER	FOREIGN	\$1,177,586,498	\$688,860,781	\$488,725,717	\$6,496,498
SOUTHERN FARM BUREAU CAS INS CO	FOREIGN	\$2,150,348,235	\$832,515,076	\$1,317,833,159	\$0
SOUTHERN FARM BUREAU PROP	FOREIGN	\$55,473,844	\$210,190	\$55,263,654	\$0
SOUTHERN FIDELITY INS CO INC	DOMESTIC	\$191,154,966	\$104,304,043	\$86,850,923	\$94,267,710
SOUTHERN FIDELITY PROP & CAS INC	DOMESTIC	\$98,720,850	\$68,427,708	\$30,293,142	\$93,158,790
SOUTHERN INS CO	FOREIGN	\$41,848,458	\$11,450,590	\$30,397,868	\$204,553
SOUTHERN OAK INS CO	DOMESTIC	\$114,514,615	\$64,738,560	\$49,776,055	\$98,057,380
SOUTHERN OWNERS INS CO	FOREIGN	\$665,672,533	\$446,191,528	\$219,481,004	\$315,530,141
SOUTHWEST PHYSICIANS RRG INC	FOREIGN	\$72,440,882	\$50,903,727	\$21,537,155	\$0
SPARTA INS CO	FOREIGN	\$346,904,108	\$225,922,227	\$120,981,881	\$57,762
SPIRIT COMMERCIAL AUTO RRG INC	FOREIGN	\$69,921,658	\$59,095,083	\$10,826,575	\$476,972
SPIRIT MOUNTAIN INS CO RRG INC	FOREIGN	\$6,553,981	\$2,959,541	\$3,594,440	\$155,580
ST JOHNS INS CO INC	DOMESTIC	\$119,688,232	\$69,468,690	\$50,219,542	\$259,600,715
ST PAUL FIRE & MARINE INS CO	FOREIGN	\$18,297,397,494	\$12,734,125,013	\$5,563,272,481	\$20,907,879
ST PAUL GUARDIAN INS CO	FOREIGN	\$79,061,628	\$53,850,298	\$25,211,330	\$721,074
ST PAUL MERCURY INS CO	FOREIGN	\$347,256,615	\$222,311,330	\$124,945,285	\$1,845,239
ST PAUL PROTECTIVE INS CO	FOREIGN	\$507,604,670	\$280,350,585	\$227,254,085	\$496,861
ST PAUL SURPLUS LINES INS CO	FOREIGN	\$621,299,074	\$424,574,971	\$196,724,103	\$1,002,858
STANDARD FIRE INS CO	FOREIGN	\$3,583,924,589	\$2,398,381,180	\$1,185,543,409	\$150,832,160
STANDARD GUAR INS CO	FOREIGN	\$327,458,832	\$201,204,439	\$126,254,393	(\$288,569)
STAR & SHIELD INS EXCH	DOMESTIC	\$15,435,156	\$10,448,877	\$4,986,279	\$19,883,820
STAR CAS INS CO	DOMESTIC	\$14,049,891	\$6,333,426	\$7,716,465	\$9,645,763
STAR INS CO	FOREIGN	\$946,435,091	\$632,328,638	\$314,106,453	\$19,544,959
STARNET INS CO	FOREIGN	\$219,272,144	\$104,967,918	\$114,304,226	\$10,482,162
STARR IND & LIAB CO	FOREIGN	\$4,001,998,731	\$2,154,432,604	\$1,847,566,127	\$70,666,837
STARR SURPLUS LINES INS CO	FOREIGN	\$318,000,398	\$219,096,084	\$98,904,314	\$36,221,445
STARSTONE NATL INS CO	FOREIGN	\$249,248,522	\$156,445,443	\$92,803,079	\$13,066,942
STARSTONE SPECIALTY INS CO	FOREIGN	\$173,235,320	\$59,947,276	\$113,288,043	\$10,770,372
STATE AUTO PROP & CAS INS CO	FOREIGN	\$2,355,609,984	\$1,700,260,197	\$655,349,787	\$147,859
STATE AUTOMOBILE MUT INS CO	FOREIGN	\$2,386,409,637	\$1,561,743,315	\$824,666,322	\$555,294
STATE FARM FIRE & CAS CO	FOREIGN	\$35,495,690,940	\$21,298,919,806	\$14,196,771,134	\$59,658,761

SOURCE: NAIC ANNUAL STATEMENT – EXH. OF ASSETS; EXH. OF LIABILITIES, SURPLUS AND OTHER FUNDS; EXH. OF PREMIUMS WRITTEN (SCH. T)

AUTHORIZED FLORIDA INSURER FINANCIAL ABSTRACTS BY NAIC STATEMENT TYPE

PURSUANT TO SECTION 624.315(1)(a), F.S.

PROPERTY AND CASUALTY		TOTAL FLORIDA DIRECT WRITTEN PREMIUMS: \$44,878,605,393			
COMPANY	DOMICILE	NET ADMITTED ASSETS	LIABILITIES	CAPITAL AND SURPLUS	FL DIRECT WRITTEN PREMIUM
STATE FARM FL INS CO	DOMESTIC	\$1,991,933,729	\$958,160,610	\$1,033,773,119	\$703,958,866
STATE FARM GEN INS CO	FOREIGN	\$6,918,652,851	\$2,927,445,971	\$3,991,206,880	\$0
STATE FARM MUT AUTO INS CO	FOREIGN	\$138,494,732,823	\$55,864,000,035	\$82,630,732,788	\$2,664,993,150
STATE NATL INS CO INC	FOREIGN	\$319,311,121	\$89,481,590	\$229,829,531	\$34,627,564
STATES SELF INSURERS RRG	FOREIGN	\$23,717,746	\$14,473,780	\$9,243,966	\$0
STEADFAST INS CO	FOREIGN	\$660,158,336	\$160,568,295	\$499,590,041	\$91,417,009
STICO MUT INS CO RRG	FOREIGN	\$24,475,589	\$12,830,020	\$11,645,571	\$38,542
STILLWATER INS CO	FOREIGN	\$317,288,311	\$155,190,352	\$162,097,959	\$3,258,234
STILLWATER PROP & CAS INS CO	FOREIGN	\$118,356,108	\$8,157,366	\$110,198,742	\$14,685,772
STONINGTON INS CO	FOREIGN	\$137,651,926	\$102,631,936	\$35,019,989	\$673,912
STRATFORD INS CO	FOREIGN	\$147,750,259	\$64,718,424	\$83,031,834	\$16,194
SU INS CO	FOREIGN	\$21,593,659	\$9,253,398	\$12,340,261	\$0
SUECIA INS CO	FOREIGN	\$46,070,850	\$25,544,299	\$20,526,551	\$0
SUN SURETY INS CO	FOREIGN	\$18,553,134	\$9,754,840	\$8,798,294	\$491,151
SUNLAND RRG INC	FOREIGN	\$4,098,749	\$2,794,935	\$1,303,815	\$1,193,736
SUNZ INS CO	DOMESTIC	\$77,035,682	\$63,987,593	\$13,048,089	\$16,761,406
SURETEC INS CO	FOREIGN	\$220,872,168	\$134,312,571	\$86,559,598	\$2,369,169
SUSSEX INS CO	FOREIGN	\$843,225,864	\$695,508,396	\$147,717,468	\$4,801,392
SWISS REINS AMER CORP	FOREIGN	\$12,795,517,440	\$9,214,451,192	\$3,581,066,248	\$0
SYNERGY INS CO	FOREIGN	\$58,300,095	\$41,124,127	\$17,175,969	\$0
T H E INS CO	FOREIGN	\$192,539,874	\$125,403,238	\$67,136,636	\$11,811,486
TDC SPECIALTY INS CO	FOREIGN	\$58,837,377	\$14,533,858	\$44,303,519	\$190,794
TEACHERS INS CO	FOREIGN	\$340,024,602	\$191,942,026	\$148,082,576	\$2,800,939
TECHNOLOGY INS CO INC	FOREIGN	\$1,981,482,960	\$1,502,756,449	\$478,726,511	\$149,823,639
TERRA INS CO RRG	FOREIGN	\$28,063,508	\$9,209,301	\$18,854,207	\$0
TERRAFIRMA RRG LLC	FOREIGN	\$5,995,070	\$1,408,370	\$4,586,700	\$7,786
TEXAS FARMERS INS CO	FOREIGN	\$292,941,680	\$205,070,305	\$87,871,375	\$0
THE BAR PLAN MUT INS CO	FOREIGN	\$44,065,374	\$26,778,543	\$17,286,831	\$49,251
THE CINCINNATI IND CO	FOREIGN	\$124,381,586	\$36,626,033	\$87,755,553	\$23,552,113
THE CINCINNATI SPECIALTY UNDERWRITER	FOREIGN	\$630,005,737	\$323,535,520	\$306,470,217	\$6,889,236
THE DOCTORS CO RRG A RECIP EXCH	FOREIGN	\$7,377,094	\$3,123,491	\$4,253,603	\$0
THE HLTHCARE UNDERWRITING CO RRG	FOREIGN	\$144,437,158	\$114,026,411	\$30,410,747	\$32,947,818
THE NATL CATHOLIC RRG INC	FOREIGN	\$65,049,340	\$51,968,107	\$13,081,224	\$0
THE TRAVELERS CAS CO	FOREIGN	\$203,824,951	\$139,858,113	\$63,966,837	\$0
TIG INS CO	FOREIGN	\$1,924,234,856	\$1,361,374,194	\$562,860,662	\$0
TITAN IND CO	FOREIGN	\$235,864,879	\$79,174,529	\$156,690,350	\$4,129,078
TITAN INS CO	FOREIGN	\$108,702,239	\$9,507,672	\$99,194,567	\$1,820,276
TITLE INDUSTRY ASSUR CO RRG	FOREIGN	\$6,565,671	\$2,156,146	\$4,409,525	\$132,445
TNUS INS CO	FOREIGN	\$62,453,581	\$7,196,359	\$55,257,222	\$236,658
TOA RE INS CO OF AMER	FOREIGN	\$1,715,441,163	\$1,043,040,290	\$672,400,873	\$0
TOKIO MARINE AMER INS CO	FOREIGN	\$1,360,545,708	\$849,957,992	\$510,587,716	\$17,685,387
TOKIO MARINE SPECIALTY INS CO	FOREIGN	\$517,265,262	\$319,492,516	\$197,772,746	\$9,431,741
TOKIO MILLENNIUM RE AG (US BRANCH)	FOREIGN	\$817,271,493	\$599,352,306	\$217,919,187	\$0
TOPA INS CO	FOREIGN	\$167,142,666	\$90,028,503	\$77,114,163	\$636,605
TOWER HILL PREFERRED INS CO	DOMESTIC	\$95,460,300	\$44,433,664	\$51,026,636	\$167,224,361
TOWER HILL PRIME INS CO	DOMESTIC	\$159,647,486	\$79,886,765	\$79,760,721	\$249,483,637
TOWER HILL SELECT INS CO	DOMESTIC	\$72,467,593	\$42,831,870	\$29,635,723	\$121,930,763
TOWER HILL SIGNATURE INS CO	DOMESTIC	\$110,817,809	\$58,229,160	\$52,588,649	\$156,775,240
TOYOTA MOTOR INS CO	FOREIGN	\$493,812,006	\$264,702,227	\$229,109,779	\$16,578,643

SOURCE: NAIC ANNUAL STATEMENT – EXH. OF ASSETS; EXH. OF LIABILITIES, SURPLUS AND OTHER FUNDS; EXH. OF PREMIUMS WRITTEN (SCH. T)

AUTHORIZED FLORIDA INSURER FINANCIAL ABSTRACTS BY NAIC STATEMENT TYPE

PURSUANT TO SECTION 624.315(1)(a), F.S.

PROPERTY AND CASUALTY		TOTAL FLORIDA DIRECT WRITTEN PREMIUMS:			\$44,878,605,393
COMPANY	DOMICILE	NET ADMITTED ASSETS	LIABILITIES	CAPITAL AND SURPLUS	FL DIRECT WRITTEN PREMIUM
TRADERS INS CO	FOREIGN	\$61,013,841	\$41,708,197	\$19,305,644	\$0
TRANS PACIFIC INS CO	FOREIGN	\$72,986,216	\$21,446,583	\$51,539,633	\$1,281,084
TRANSAMERICA CAS INS CO	FOREIGN	\$355,566,946	\$189,038,430	\$166,528,516	\$28,997,390
TRANSATLANTIC REINS CO	FOREIGN	\$13,834,909,622	\$9,017,976,209	\$4,816,933,413	\$0
TRANSGUARD INS CO OF AMER INC	FOREIGN	\$237,941,125	\$113,668,808	\$124,272,317	\$3,380,310
TRANSPORTATION INS CO	FOREIGN	\$83,861,283	\$84,983	\$83,776,301	\$18,083,445
TRAVCO INS CO	FOREIGN	\$215,905,526	\$145,207,830	\$70,697,695	\$0
TRAVELERS CAS & SURETY CO	FOREIGN	\$16,273,610,870	\$9,897,344,239	\$6,376,266,631	\$19,515,620
TRAVELERS CAS & SURETY CO OF AMER	FOREIGN	\$4,184,903,769	\$2,081,307,981	\$2,103,595,788	\$105,126,638
TRAVELERS CAS CO OF CT	FOREIGN	\$320,645,582	\$227,642,482	\$93,003,100	\$0
TRAVELERS CAS INS CO OF AMER	FOREIGN	\$1,942,210,478	\$1,356,255,763	\$585,954,715	\$7,854,538
TRAVELERS COMMERCIAL CAS CO	FOREIGN	\$323,861,603	\$226,674,635	\$97,186,969	\$0
TRAVELERS COMMERCIAL INS CO	FOREIGN	\$346,618,920	\$248,825,941	\$97,792,978	\$21,399,274
TRAVELERS EXCESS & SURPLUS LINES CO	FOREIGN	\$205,945,696	\$139,910,708	\$66,034,989	\$24,329,640
TRAVELERS HOME & MARINE INS CO	FOREIGN	\$381,804,844	\$268,060,813	\$113,744,031	\$122,946,929
TRAVELERS IND CO	FOREIGN	\$20,817,833,762	\$13,973,243,548	\$6,844,590,214	\$46,406,651
TRAVELERS IND CO OF AMER	FOREIGN	\$611,695,641	\$420,961,916	\$190,733,725	\$75,124,186
TRAVELERS IND CO OF CT	FOREIGN	\$1,075,713,580	\$721,348,065	\$354,365,515	\$39,298,049
TRAVELERS PROP CAS CO OF AMER	FOREIGN	\$848,385,771	\$404,529,337	\$443,856,434	\$135,035,845
TRAVELERS PROP CAS INS CO	FOREIGN	\$243,843,102	\$170,831,944	\$73,011,158	\$0
TRINITY UNIVERSAL INS CO	FOREIGN	\$1,964,731,788	\$1,147,304,229	\$817,427,559	\$0
TRITON INS CO	FOREIGN	\$463,597,688	\$282,827,174	\$180,770,514	\$1,554,525
TRIUMPH CAS CO	FOREIGN	\$57,400,446	\$38,301,807	\$19,098,638	\$2,729,168
TRUCK INS EXCH	FOREIGN	\$2,164,804,577	\$1,540,656,873	\$624,147,704	\$59,849
TRUMBULL INS CO	FOREIGN	\$219,657,779	\$122,759,708	\$96,898,072	\$1,609,967
TUDOR INS CO	FOREIGN	\$274,580,837	\$94,514,430	\$180,066,406	\$1,034,967
TWIN CITY FIRE INS CO CO	FOREIGN	\$653,197,684	\$366,558,541	\$286,639,143	\$74,357,945
UFG SPECIALTY INS CO	FOREIGN	\$41,745,422	\$25,005,097	\$16,740,325	\$0
UNION INS CO	FOREIGN	\$118,620,841	\$88,941,203	\$29,679,638	\$0
UNITED AUTOMOBILE INS CO	DOMESTIC	\$339,799,969	\$271,029,724	\$68,770,246	\$155,902,940
UNITED CAS & SURETY INS CO	FOREIGN	\$8,401,152	\$3,499,794	\$4,901,358	\$33,905
UNITED CAS INS CO OF AMER	FOREIGN	\$11,748,371	\$3,208,602	\$8,539,769	\$3,900,017
UNITED EDUCATORS INS RRG INC	FOREIGN	\$874,475,111	\$590,125,655	\$284,349,456	\$3,039,567
UNITED FINANCIAL CAS CO	FOREIGN	\$2,507,593,916	\$1,952,858,295	\$554,735,621	\$0
UNITED FIRE & CAS CO	FOREIGN	\$1,777,893,050	\$1,055,488,851	\$722,404,199	\$18,149,512
UNITED FIRE & IND CO	FOREIGN	\$50,228,289	\$31,220,612	\$19,007,677	\$4,749
UNITED GUAR COMM INS CO OF NC	FOREIGN	\$67,712,967	\$11,758,224	\$55,954,743	\$0
UNITED GUAR MORTGAGE IND CO	FOREIGN	\$439,491,919	\$155,582,797	\$283,909,122	\$205,088
UNITED GUAR RESIDENTIAL INS CO	FOREIGN	\$3,550,416,710	\$2,199,146,057	\$1,351,270,653	\$36,797,374
UNITED GUAR RESIDENTIAL INS CO OF NC	FOREIGN	\$477,199,177	\$27,322,813	\$449,876,364	\$232,443
UNITED HOME INS CO A RRG	FOREIGN	\$1,585,492	\$452,053	\$1,133,439	\$0
UNITED NATL INS CO	FOREIGN	\$473,074,709	\$299,927,255	\$173,147,454	\$11,850,405
UNITED NATL SPECIALTY INS CO	FOREIGN	\$54,674,697	\$34,704,094	\$19,970,603	(\$3,513)
UNITED PROP & CAS INS CO	DOMESTIC	\$508,883,088	\$373,594,934	\$135,288,154	\$318,950,953
UNITED SERV AUTOMOBILE ASSN	FOREIGN	\$32,549,432,490	\$8,185,786,096	\$24,363,646,393	\$713,638,321
UNITED SPECIALTY INS CO	FOREIGN	\$137,849,186	\$58,013,668	\$79,835,518	\$71,959,834
UNITED STATES FIDELITY & GUAR CO	FOREIGN	\$3,565,324,870	\$2,156,404,414	\$1,408,920,456	\$40,923
UNITED STATES FIRE INS CO	FOREIGN	\$3,736,101,887	\$2,558,147,564	\$1,177,954,323	\$48,108,061
UNITED STATES LIAB INS CO	FOREIGN	\$897,218,349	\$337,997,697	\$559,220,651	\$30,830,851

SOURCE: NAIC ANNUAL STATEMENT – EXH. OF ASSETS; EXH. OF LIABILITIES, SURPLUS AND OTHER FUNDS; EXH. OF PREMIUMS WRITTEN (SCH. T)

AUTHORIZED FLORIDA INSURER FINANCIAL ABSTRACTS BY NAIC STATEMENT TYPE

PURSUANT TO SECTION 624.315(1)(a), F.S.

PROPERTY AND CASUALTY		TOTAL FLORIDA DIRECT WRITTEN PREMIUMS: \$44,878,605,393			
COMPANY	DOMICILE	NET ADMITTED ASSETS	LIABILITIES	CAPITAL AND SURPLUS	FL DIRECT WRITTEN PREMIUM
UNITED STATES SURETY CO	FOREIGN	\$63,702,010	\$21,192,894	\$42,509,117	\$1,378,279
UNITED WI INS CO	FOREIGN	\$370,988,610	\$267,297,631	\$103,690,979	\$7,301,581
UNITRIN AUTO & HOME INS CO	FOREIGN	\$86,452,008	\$49,671,834	\$36,780,174	\$0
UNITRIN DIRECT PROP & CAS CO	FOREIGN	\$15,650,885	\$5,647,992	\$10,002,893	\$5,233,726
UNIVERSAL FIRE & CAS INS CO	FOREIGN	\$14,454,033	\$7,652,005	\$6,802,028	\$235,212
UNIVERSAL INS CO	FOREIGN	\$779,265,420	\$519,516,711	\$259,748,709	\$0
UNIVERSAL INS CO OF NA	DOMESTIC	\$115,700,390	\$78,656,896	\$37,043,494	\$85,421,718
UNIVERSAL PROP & CAS INS	DOMESTIC	\$816,262,692	\$559,275,384	\$256,987,309	\$809,947,721
UNIVERSAL SURETY OF AMER	FOREIGN	\$15,935,326	\$17,279	\$15,918,047	\$859,449
UNIVERSAL UNDERWRITERS INS CO	FOREIGN	\$379,857,921	\$40,211,925	\$339,645,997	\$64,631,058
UPPER HUDSON NATL INS CO	FOREIGN	\$2,939,774	\$1,167,318	\$1,772,456	\$0
URGENT CARE ASSUR CO RRG INC	FOREIGN	\$5,116,806	\$3,693,419	\$1,423,387	\$113,574
US SPECIALTY INS CO	FOREIGN	\$1,792,796,974	\$1,267,072,774	\$525,724,200	\$17,057,595
USAA CAS INS CO	FOREIGN	\$9,668,643,385	\$5,216,803,002	\$4,451,840,384	\$454,071,056
USAA GEN IND CO	FOREIGN	\$3,503,652,333	\$2,200,101,270	\$1,303,551,063	\$250,698,247
USPLATE GLASS INS CO	FOREIGN	\$25,403,013	\$5,298,506	\$20,104,507	\$10,676,450
UTICA FIRST INS CO	FOREIGN	\$263,790,079	\$143,285,848	\$120,504,231	\$0
UTICA MUT INS CO	FOREIGN	\$2,293,497,346	\$1,481,612,534	\$811,884,812	(\$15,687)
UV INS RRG INC	FOREIGN	\$1,106,448	\$176,532	\$929,916	\$0
VALLEY FORGE INS CO	FOREIGN	\$75,675,470	\$40,448	\$75,635,022	\$19,182,616
VANLINER INS CO	FOREIGN	\$374,301,888	\$243,506,110	\$130,795,778	\$9,719,819
VERLAN FIRE INS CO MD	FOREIGN	\$25,975,988	\$33,364	\$25,942,624	\$123,545
VERTERRA INS CO	FOREIGN	\$65,260,336	\$18,849,955	\$46,410,381	\$63,503
VICTORIA AUTOMOBILE INS CO	FOREIGN	\$32,868,003	\$22,070,539	\$10,797,464	\$0
VICTORIA FIRE & CAS CO	FOREIGN	\$154,039,437	\$112,497,007	\$41,542,430	\$13,526,925
VICTORIA SELECT INS CO	FOREIGN	\$27,455,001	\$18,999,767	\$8,455,234	\$7,530,665
VIGILANT INS CO	FOREIGN	\$514,826,906	\$208,594,798	\$306,232,108	\$15,006,478
VIRGINIA SURETY CO INC	FOREIGN	\$1,147,037,102	\$783,400,942	\$363,636,160	\$19,043,414
VOYAGER IND INS CO	FOREIGN	\$116,406,202	\$42,921,382	\$73,484,820	\$93,352,470
WARNER INS CO	FOREIGN	\$11,931,442	\$51,569	\$11,879,873	\$0
WARRANTY UNDERWRITERS INS CO	FOREIGN	\$35,746,465	\$20,614,961	\$15,131,504	\$0
WASHINGTON INTL INS CO	FOREIGN	\$101,810,156	\$24,840,696	\$76,969,460	\$1,031,857
WATFORD INS CO	FOREIGN	\$22,822,287	\$22,418	\$22,799,869	\$0
WATFORD SPECIALTY INS CO	FOREIGN	\$59,996,919	\$501,502	\$59,495,417	\$0
WAUSAU BUSINESS INS CO	FOREIGN	\$35,226,956	\$6,592,113	\$28,634,842	(\$23,179)
WAUSAU UNDERWRITERS INS CO	FOREIGN	\$86,245,437	\$19,414,417	\$66,831,021	\$152,078
WELLINGTON INS CO	FOREIGN	\$35,376,434	\$17,315,335	\$18,061,099	\$0
WESCO INS CO	FOREIGN	\$1,743,377,584	\$1,409,861,850	\$333,515,734	\$101,122,867
WEST AMER INS CO	FOREIGN	\$49,418,794	\$3,973,405	\$45,445,389	\$2,224,701
WESTCHESTER FIRE INS CO	FOREIGN	\$1,797,867,225	\$1,066,491,932	\$731,375,293	\$37,636,487
WESTCHESTER SURPLUS LINES INS CO	FOREIGN	\$359,021,869	\$180,817,821	\$178,204,048	\$137,304,499
WESTERN GEN INS CO	FOREIGN	\$58,789,056	\$39,622,226	\$19,166,830	\$1,827
WESTERN HERITAGE INS CO	FOREIGN	\$141,905,689	\$32,240,810	\$109,664,879	\$17,983,572
WESTERN PACIFIC MUT INS CO RRG	FOREIGN	\$135,684,762	\$27,900,787	\$107,783,975	\$99,773
WESTERN SURETY CO	FOREIGN	\$1,823,699,967	\$500,361,661	\$1,323,338,306	\$20,937,626
WESTERN WORLD INS CO	FOREIGN	\$916,499,396	\$495,451,982	\$421,047,414	\$32,525,227
WESTFIELD INS CO	FOREIGN	\$2,594,426,897	\$1,501,987,883	\$1,092,439,014	\$135,320,223
WESTFIELD NATL INS CO	FOREIGN	\$613,374,975	\$340,612,524	\$272,762,451	\$2,121
WESTON INS CO	DOMESTIC	\$108,467,121	\$62,097,047	\$46,370,074	\$108,130,456

SOURCE: NAIC ANNUAL STATEMENT – EXH. OF ASSETS; EXH. OF LIABILITIES, SURPLUS AND OTHER FUNDS; EXH. OF PREMIUMS WRITTEN (SCH. T)

AUTHORIZED FLORIDA INSURER FINANCIAL ABSTRACTS BY NAIC STATEMENT TYPE

PURSUANT TO SECTION 624.315(1)(a), F.S.

PROPERTY AND CASUALTY		TOTAL FLORIDA DIRECT WRITTEN PREMIUMS:				\$44,878,605,393
COMPANY	DOMICILE	NET ADMITTED ASSETS	LIABILITIES	CAPITAL AND SURPLUS	FL DIRECT WRITTEN PREMIUM	
WESTPORT INS CORP	FOREIGN	\$4,692,985,518	\$3,187,695,633	\$1,505,289,885	\$78,612,927	
WHITE PINE INS CO	FOREIGN	\$38,884,542	\$21,432,511	\$17,452,031	\$5,721,229	
WILLIAMSBURG NATL INS CO	FOREIGN	\$124,061,801	\$91,798,965	\$32,262,837	\$0	
WILSHIRE INS CO	FOREIGN	\$231,123,117	\$139,054,651	\$92,068,466	\$21,462,877	
WINDHAVEN INS CO	DOMESTIC	\$154,635,874	\$120,653,690	\$33,982,184	\$268,184,849	
WINDHAVEN NATL INS CO	FOREIGN	\$9,545,781	\$4,875,577	\$4,670,204	\$0	
WORK FIRST CAS CO	FOREIGN	\$38,935,902	\$28,517,180	\$10,418,722	\$168,948	
WRIGHT NATL FLOOD INS CO	FOREIGN	\$22,104,272	\$6,962,763	\$15,141,509	\$217,295,354	
WRM AMER IND CO INC	FOREIGN	\$15,698,359	\$114,754	\$15,583,605	\$0	
X L INS CO OF NY	FOREIGN	\$220,608,728	\$143,699,988	\$76,908,740	\$0	
XL INS AMER INC	FOREIGN	\$678,044,841	\$466,913,480	\$211,131,361	\$33,113,555	
XL REINS AMER INC	FOREIGN	\$5,307,696,874	\$3,286,069,048	\$2,021,627,826	\$0	
XL SELECT	FOREIGN	\$134,752,575	\$88,167,108	\$46,585,467	\$0	
XL SPECIALTY INS CO	FOREIGN	\$462,209,493	\$329,495,375	\$132,714,118	\$77,895,866	
YEL CO INS	DOMESTIC	\$15,692,616	\$4,628,231	\$11,064,385	\$1,198,076	
YOSEMITE INS CO	FOREIGN	\$172,004,534	\$96,033,502	\$75,971,032	\$1,042,488	
ZALE IND CO	FOREIGN	\$51,973,200	\$35,372,259	\$16,600,941	\$11,647,071	
ZENITH INS CO	FOREIGN	\$1,908,831,599	\$1,287,159,940	\$621,671,659	\$133,397,033	
ZURICH AMER INS CO	FOREIGN	\$30,471,456,006	\$22,705,999,505	\$7,765,456,500	\$386,081,812	
ZURICH AMER INS CO OF IL	FOREIGN	\$48,209,445	\$13,732,109	\$34,477,336	\$14,514,446	

TITLE		TOTAL FLORIDA DIRECT WRITTEN PREMIUMS:				\$1,256,960,717
COMPANY	DOMICILE	NET ADMITTED ASSETS	LIABILITIES	CAPITAL AND SURPLUS	FL DIRECT WRITTEN PREMIUM	
ACE CAPITAL TITLE REINS CO	FOREIGN	\$48,389,492	\$4,673,401	\$43,716,091	\$0	
ALLIANT NATL TITLE INS CO INC	FOREIGN	\$22,275,828	\$14,874,730	\$7,401,098	\$19,987,049	
AMERICAN GUAR TITLE INS CO	FOREIGN	\$34,038,950	\$9,950,625	\$24,088,325	\$0	
CHICAGO TITLE INS CO	FOREIGN	\$1,860,745,900	\$914,570,850	\$946,175,050	\$176,526,663	
COMMONWEALTH LAND TITLE INS CO	FOREIGN	\$556,835,889	\$314,774,040	\$242,061,849	\$36,195,366	
ENTITLE INS CO	FOREIGN	\$16,566,511	\$7,189,303	\$9,377,208	\$957,032	
FIDELITY NATL TITLE INS CO	FOREIGN	\$1,251,063,350	\$813,686,006	\$437,377,344	\$129,828,480	
FIRST AMER TITLE GUAR CO	FOREIGN	\$20,474,447	\$3,994,700	\$16,479,747	\$0	
FIRST AMER TITLE INS CO	FOREIGN	\$2,280,827,645	\$1,177,052,908	\$1,103,774,737	\$259,818,239	
FIRST NATL TITLE INS CO	FOREIGN	\$9,412,456	\$3,081,780	\$6,330,676	\$0	
INVESTORS TITLE INS CO	FOREIGN	\$151,889,540	\$75,813,954	\$76,075,586	\$881,153	
NATIONAL INVESTORS TITLE INS CO	FOREIGN	\$14,969,568	\$3,450,793	\$11,518,775	\$0	
NATIONAL TITLE INS OF NY INC	FOREIGN	\$123,538,574	\$65,457,325	\$58,081,249	\$4,350,538	
NORTH AMER TITLE INS CO	FOREIGN	\$100,235,806	\$42,562,977	\$57,672,828	\$23,420,815	
OLD REPUBLIC NATL TITLE INS CO	DOMESTIC	\$1,085,694,768	\$628,322,329	\$457,372,439	\$404,083,661	
PREMIER LAND TITLE INS CO	FOREIGN	\$15,495,063	\$7,579,803	\$7,915,260	\$5,930,753	
STEWART TITLE GUAR CO	FOREIGN	\$1,042,433,700	\$540,634,429	\$501,799,271	\$76,457,671	
TITLE RESOURCES GUAR CO	FOREIGN	\$81,323,234	\$51,779,125	\$29,544,107	\$22,793,427	
WESTCOR LAND TITLE INS CO	FOREIGN	\$105,685,432	\$73,090,944	\$32,594,488	\$68,070,855	
WFG NATL TITLE INS CO	FOREIGN	\$96,378,695	\$71,838,597	\$24,540,099	\$27,659,015	

SOURCE: NAIC ANNUAL STATEMENT – EXH. OF ASSETS; EXH. OF LIABILITIES, SURPLUS AND OTHER FUNDS; EXH. OF PREMIUMS WRITTEN (SCH. T)

COMPANIES DISCONTINUING OPERATIONS IN FLORIDA DURING CALENDAR YEAR 2015

Pursuant to Section 624.315(b), F.S.

Source: Office of Insurance Regulation Company and Related Entities Data Warehouse

COMPANY NAME	DOMICILIARY	DISPOSITION	DATE	REASON FOR CLOSING BUSINESS	ASSETS	LIABILITIES
ACCREDITED REINSURER						
PXRE REINSURANCE COMPANY	FOREIGN	WITHDRAWN	6/8/2015	Company was in runoff as of 4th qtr 2006 and was not meeting required surplus	\$25,368,975	\$8,553,480
CONTINUING CARE RETIREMENT COMMUNITY (CCRC)						
BISHOP GRAY RETIREMENT FOUNDATION, INC	DOMESTIC	SURRENDERED	3/17/2015	Voluntarily surrendered CCRC Certificate of Authority. No 2015 financial information filed with the Office.	N/A	N/A
DISCOUNT MEDICAL PLAN ORGANIZATION						
20/20 EYECARE PLAN, INC	DOMESTIC	SURRENDERED	6/25/2015	Voluntarily surrendered DMPO license. Entity is also licensed as a PLHSO. PLHSO active at 12/31/2015 and is still active currently.	N/A	N/A
AFFINION BENEFITS GROUP, LLC	FOREIGN	SURRENDERED	5/22/2015	Voluntarily surrendered DMPO license. Entity is also licensed as a TPA. TPA active at 12/31/2015 and is still active currently.	N/A	N/A
NEW LIFE MEDICAL INSTITUTE, INC.	DOMESTIC	SURRENDERED	8/31/2015	Voluntarily surrendered DMPO license. No 2015 financial information filed with the Office.	N/A	N/A
DONOR ANNUITY						
ADRIAN DOMINICAN SISTERS	FOREIGN	SURRENDERED	8/12/2015	Organization has indicated that it no longer has charitable gift annuities in Florida. Notified Office that it voluntarily surrenders its registration.	N/A	N/A
BOCA RATON PHILHARMONIC SYMPHONIA, INC.	DOMESTIC	SURRENDERED	9/8/2015	Organization has indicated that it no longer has charitable gift annuities in Florida. Notified Office that it voluntarily surrenders its registration.	N/A	N/A
CHILDREN'S HOSPITAL AND HEALTH SYSTEM FOUNDATION, INC.	FOREIGN	SURRENDERED	1/28/2015	Organization has indicated that it no longer has charitable gift annuities in Florida. Notified Office that it voluntarily surrenders its registration.	N/A	N/A
DAYSTAR FOUNDATION AND LIBRARY	FOREIGN	SURRENDERED	2/18/2015	Organization has indicated that it no longer has charitable gift annuities in Florida. Notified Office that it voluntarily surrenders its registration.	N/A	N/A
MCPHERSON COLLEGE	FOREIGN	SURRENDERED	1/22/2015	Organization has indicated that it no longer has charitable gift annuities in Florida. Notified Office that it voluntarily surrenders its registration.	N/A	N/A
MYSTIC SEAPORT MUSEUM, INC.	FOREIGN	SURRENDERED	8/12/2015	Organization has indicated that it no longer has charitable gift annuities in Florida. Notified Office that it voluntarily surrenders its registration.	N/A	N/A
NATIONAL FOUNDATION, INC.	FOREIGN	SURRENDERED	4/8/2015	Organization has indicated that it no longer has charitable gift annuities in Florida. Notified Office that it voluntarily surrenders its registration.	N/A	N/A
NATIONAL PUBLIC RADIO INC.	FOREIGN	SURRENDERED	2/25/2015	Organization has indicated that it no longer has charitable gift annuities in Florida. Notified Office that it voluntarily surrenders its registration.	N/A	N/A

COMPANY NAME	DOMICILIARY	DISPOSITION	DATE	REASON FOR CLOSING BUSINESS	ASSETS	LIABILITIES
SHENANDOAH UNIVERSITY	FOREIGN	SURRENDERED	1/20/2015	Organization has indicated that it no longer has charitable gift annuities in Florida. Notified Office that it voluntarily surrenders its registration.	N/A	N/A
ST. AMBROSE UNIVERSITY	FOREIGN	SURRENDERED	9/18/2015	Organization has indicated that it no longer has charitable gift annuities in Florida. Notified Office that it voluntarily surrenders its registration.	N/A	N/A
STARKEY ROAD BAPTIST CHURCH, INC.	DOMESTIC	SURRENDERED	3/3/2015	Organization has indicated that it no longer has charitable gift annuities in Florida. Notified Office that it voluntarily surrenders its registration.	N/A	N/A
UNITED WAY OF MARION COUNTY, INC.	DOMESTIC	SURRENDERED	3/2/2015	Organization has indicated that it no longer has charitable gift annuities in Florida. Notified Office that it voluntarily surrenders its registration.	N/A	N/A
VARIETY CHILDREN'S HOSPITAL	DOMESTIC	SURRENDERED	3/25/2015	Organization has indicated that it no longer has charitable gift annuities in Florida. Notified Office that it voluntarily surrenders its registration.	N/A	N/A
WATCHTOWER BIBLE AND TRACT SOCIETY OF NEW YORK, INC.	FOREIGN	SURRENDERED	2/5/2015	Organization has indicated that it no longer has charitable gift annuities in Florida. Notified Office that it voluntarily surrenders its registration.	N/A	N/A
WORLD SOCIETY FOR THE PROTECTION OF ANIMALS, INC.	FOREIGN	SURRENDERED	3/2/2015	Organization has indicated that it no longer has charitable gift annuities in Florida. Notified Office that it voluntarily surrenders its registration.	N/A	N/A
FRATERNAL BENEFIT SOCIETY						
POLISH WOMEN'S ALLIANCE OF AMERICA	FOREIGN	SUSPENDED	2/2/2015	Suspended due to non-compliance with Florida law	2015 annual financial statement \$52,980,040 in assets	2015 annual financial statement \$53,996,943 in liabilities
HEALTH MAINTENANCE ORGANIZATION (HMO)						
EDEN HEALTH PLANS, INC.	DOMESTIC	SURRENDERED	9/30/2015	No financial statements filed with the Office. Licensed 8/3/2015 and voluntarily surrendered 9/30/2015.	N/A	N/A
FLORIDA HEALTHCARE PLUS, INC.	DOMESTIC	REVOKED	1/1/2015	Sent to Rehabilitation & Liquidation	12/31/2015 financial information from Rehab & Liquidation website Assets \$3,996,941	12/31/2015 financial information from Rehab & Liquidation website Liabilities \$47,366,821
LEGAL EXPENSE INSURANCE						
SENIOR SOLUTIONS LEGAL PLAN, INC.	DOMESTIC	SURRENDERED	2/2/2015	Voluntary Withdrawal	0	0
LIFE AND HEALTH INSURER						
CENTRAL UNITED LIFE INSURANCE COMPANY	FOREIGN	SURRENDERED	7/14/2015	Voluntarily surrendered COA. Still licensed in other states.	2015 annual financial statement \$327,036,279 in assets	2015 annual financial statement \$234,162,125 in liabilities
EMPLOYER CHOICE INSURANCE COMPANY, INC.	DOMESTIC	SURRENDERED	12/17/2015	Voluntarily surrendered COA. Was licensed only in Florida. Last financial statement filed was for September 30, 2015.	09/30/2015 financial statement \$2,444,650 in assets	09/30/2015 financial statement \$93,938 in liabilities

COMPANY NAME	DOMICILIARY	DISPOSITION	DATE	REASON FOR CLOSING BUSINESS	ASSETS	LIABILITIES
PREMIER ACCESS INSURANCE COMPANY	FOREIGN	SURRENDERED	6/26/2015	Voluntarily surrendered COA. Still licensed in other states.	2015 annual financial statement \$50,414,737 in assets	2015 annual financial statement \$25,397,881 in liabilities
UNITED SECURITY ASSURANCE COMPANY OF PENNSYLVANIA	FOREIGN	SUSPENDED	3/6/2015	Suspended due to non-compliance with Florida law	2015 annual financial statement \$155,007,280 in assets	2015 annual financial statement \$151,777,701 in liabilities
MOTOR VEHICLE SERVICE AGREEMENT COMPANY						
NISSAN EXTENDED SERVICE CORPORATION, INC.	FOREIGN	SURRENDERED	4/23/2015	Entity dissolved	N/A	N/A
PRE-PAID HEALTH CLINIC						
FLORIDA HEALTHCARE PLUS, INC.	DOMESTIC	REVOKED	1/1/2015	See information for this entity under Health Maintenance Organization section shown above.	--	--
PREMIUM FINANCE COMPANY						
AFG PREMIUM FINANCE, INC.	FOREIGN	EXPIRED	2/9/2015	Company did not pay the annual renewal fee	N/A	N/A
APREMIUM FINANCE CORP.	DOMESTIC	SURRENDERED	1/27/2015	Voluntary Withdrawal	\$56,517	\$36,265
OLD COLONY FINANCE CORPORATION	DOMESTIC	SURRENDERED	3/23/2015	Voluntary Withdrawal	\$48,730	\$0
OPTIMA PREMIUM FINANCE, LLC	DOMESTIC	SURRENDERED	8/7/2015	Voluntary Withdrawal	\$37,767	\$0
SELECT PREMIUM FINANCE, LLC	DOMESTIC	SURRENDERED	6/25/2015	Voluntary Withdrawal	\$14,482	\$320
PROPERTY AND CASUALTY INSURER						
AGIC, INC.	DOMESTIC	SURRENDERED	9/1/2015	Company was suspended and surrendered their COA	\$6,955,663	\$1,309,791
ASSOCIATION CASUALTY INSURANCE COMPANY	FOREIGN	SURRENDERED	10/15/2015	Voluntary Withdrawal	\$46,665,335	\$27,893,241
COUNTRY MUTUAL INSURANCE COMPANY	FOREIGN	SURRENDERED	7/1/2015	Voluntary Withdrawal	\$4,410,033,953	\$2,391,897,754
COUNTRY PREFERRED INSURANCE COMPANY	FOREIGN	SURRENDERED	7/1/2015	Voluntary Withdrawal	\$215,569,786	\$149,363,644
FAIRMONT PREMIER INSURANCE COMPANY	FOREIGN	SURRENDERED	6/30/2015	Merged into TIG Insurance Company	N/A	N/A
FAIRMONT SPECIALTY INSURANCE COMPANY	FOREIGN	SURRENDERED	6/30/2015	Merged into TIG Insurance Company	N/A	N/A
FIDELITY FIRE & CASUALTY COMPANY	DOMESTIC	SURRENDERED	4/2/2015	Merged into First Protective Insurance Company	N/A	N/A
GENERAL FIDELITY INSURANCE COMPANY	FOREIGN	SURRENDERED	6/30/2015	Merged into TIG Insurance Company	N/A	N/A
GEORGIA CASUALTY AND SURETY COMPANY	FOREIGN	SURRENDERED	10/15/2015	Voluntary Withdrawal	\$302,649,348	\$198,794,004
LUMBERMEN'S UNDERWRITING ALLIANCE	FOREIGN	SUSPENDED	6/2/2015	Ordered into liquidation by its State of Domicile	N/A	N/A
MAJESTIC INSURANCE COMPANY	FOREIGN	SURRENDERED	11/4/2015	Voluntary Withdrawal	\$15,691,493	\$6,678,541
R & Q REINSURANCE COMPANY	FOREIGN	SURRENDERED	6/4/2015	Voluntary Withdrawal	\$143,018,457	\$134,447,639
RADIAN ASSET ASSURANCE INC.	FOREIGN	SURRENDERED	8/18/2015	Merged with Assured Guaranty Corporation	N/A	N/A
RIDER INSURANCE COMPANY	FOREIGN	SURRENDERED	7/9/2015	Voluntary Withdrawal	\$44,164,116	\$30,289,797
RURAL TRUST INSURANCE COMPANY	FOREIGN	SURRENDERED	6/1/2015	Voluntary Withdrawal	\$13,928,610	\$2,634,207
UFG SPECIALTY INSURANCE COMPANY	FOREIGN	SURRENDERED	12/15/2015	Voluntary Withdrawal	\$35,581,933	\$34,544,537
UNION AMERICAN INSURANCE COMPANY	DOMESTIC	REVOKED	10/14/2015	Company was in rehabilitation, Circuit Court Judge issued a discharge order.	N/A	N/A
RESIDUAL MARKET						
FLORIDA COMPREHENSIVE HEALTH ASSOCIATION	DOMESTIC	SURRENDERED	9/1/2015	Voluntarily surrendered COA. Residual market had been closed to new business for many years.	09/01/2015 Financial Statement stated that the Residual Market had \$0 in assets	09/01/2015 Financial Statement stated that the Residual Market had \$0 in liabilities
RISK PURCHASING GROUP						
DME/OP PURCHASING GROUP	FOREIGN	WITHDRAWN	12/31/2015	Voluntary Withdrawal	N/A	N/A
FLORIDA OBSTETRIC AND GYNECOLOGIC SOCIETY RISK PURCHASING GROUP, INC.	DOMESTIC	WITHDRAWN	12/11/2015	Voluntary Withdrawal	N/A	N/A
INFORMATION SECURITY RISK PURCHASING GROUP	FOREIGN	WITHDRAWN	12/3/2015	Voluntary Withdrawal	N/A	N/A
INTERNATIONAL ORTHOPEDIC INSURANCE PURCHASING GROUP, INC.	FOREIGN	WITHDRAWN	1/6/2015	Voluntary Withdrawal	N/A	N/A
INTERWEB PURCHASING GROUP	FOREIGN	WITHDRAWN	3/31/2015	Voluntary Withdrawal	N/A	N/A
NRMC, INC.	FOREIGN	WITHDRAWN	5/4/2015	Voluntary Withdrawal	N/A	N/A
PSYCHIATRISTS' PURCHASING GROUP INC	FOREIGN	WITHDRAWN	4/6/2015	Voluntary Withdrawal	N/A	N/A

COMPANY NAME	DOMICILIARY	DISPOSITION	DATE	REASON FOR CLOSING BUSINESS	ASSETS	LIABILITIES
RISK RETENTION GROUP						
DELAWARE PROFESSIONAL INSURANCE COMPANY RISK RETENTION GROUP	FOREIGN	WITHDRAWN	6/26/2015	Voluntary Withdrawal	\$6,570,223	\$4,904,229
NATIONAL CONTRACTORS INSURANCE COMPANY, INC., A RISK RETENTION GROUP	FOREIGN	SURRENDERED	7/31/2015	Ordered into liquidation by its State of Domicile	\$2,290,240	\$2,530,742
SOUTHWEST PHYSICIANS RISK RETENTION GROUP, INC.	FOREIGN	WITHDRAWN	4/15/2015	Voluntary Withdrawal	\$76,084,765	\$54,198,068
UNITED HOME INSURANCE CO., A RISK RETENTION GROUP	FOREIGN	SURRENDERED	12/31/2015	Voluntary Withdrawal	\$1,585,492	\$482,053
SERVICE WARRANTY ASSOCIATION						
BEST BUY CO., INC.	FOREIGN	SURRENDERED	3/26/2015	Voluntary Withdrawal	N/A	N/A
R L ANDERSON INC.	DOMESTIC	SURRENDERED	3/30/2015	Merged with Modern Air Conditioning inc	N/A	N/A
WHIRLPOOL CORPORATION	FOREIGN	SURRENDERED	4/15/2015	Voluntary Withdrawal	N/A	N/A
SURPLUS LINES						
COMPANION SPECIALTY INSURANCE COMPANY	FOREIGN	SURRENDERED	1/31/2015	Merged into Companion Property and Casualty Insurance Company	N/A	N/A
HERMITAGE INSURANCE COMPANY	FOREIGN	WITHDRAWN	3/31/2015	Voluntary Withdrawal	\$191,773,942	\$181,549,221
INFRASSURE LTD.	ALIEN	SURRENDERED	7/17/2015	Voluntary Withdrawal	N/A	N/A
OCEAN MARINE INSURANCE COMPANY, LTD.	ALIEN	SURRENDERED	12/17/2015	Voluntary Withdrawal	N/A	N/A
SURPLUS LINES - FEDERALLY AUTHORIZED						
BRACKEN HILL SPECIALTY INSURANCE COMPANY INC.	FOREIGN	SURRENDERED	3/17/2015	Voluntary Withdrawal	N/A	N/A
THIRD PARTY ADMINISTRATOR						
AMERICAN MANAGED CARE, LLC	DOMESTIC	REVOKED	11/17/2015	Revoked due to parent filing bankruptcy in 2013, no more reports submitted	N/A	N/A
ASSOCIATION & SOCIETY INSURANCE CORP.	FOREIGN	SURRENDERED	4/6/2015	Voluntarily surrendered	N/A	N/A
FCE USA INSURANCE BENEFITS	FOREIGN	SURRENDERED	4/6/2015	Voluntarily surrendered	N/A	N/A
FLORIDA HEALTHCARE PLUS, INC.	DOMESTIC	REVOKED	1/1/2015	Sent to Rehabilitation & Liquidation	N/A	N/A
HERBERT V. FRIEDMAN, INC.	FOREIGN	SURRENDERED	1/29/2015	Voluntarily surrendered	N/A	N/A
INTEGRATED DISABILITY RESOURCES, INC.	FOREIGN	REVOKED	6/24/2015	Filed bankruptcy in 2006, no reports filed	N/A	N/A
KANAWHA HEALTHCARE SOLUTIONS, INC.	FOREIGN	SURRENDERED	1/23/2015	Voluntarily surrendered	N/A	N/A
MEDGENERATIONS, LLC	FOREIGN	SURRENDERED	9/3/2015	Voluntarily surrendered	N/A	N/A
MEDSAVE USA INC.	DOMESTIC	SURRENDERED	4/29/2015	Voluntarily surrendered	N/A	N/A
OMEGA ADMINISTRATORS, INC.	FOREIGN	SURRENDERED	3/12/2015	Voluntarily surrendered	N/A	N/A
PSYCHCARE, LLC	DOMESTIC	SURRENDERED	1/26/2015	Voluntarily surrendered	N/A	N/A
TENET NETWORK MANAGEMENT, INC.	DOMESTIC	SURRENDERED	3/12/2015	Voluntarily surrendered	N/A	N/A
UNIVERSITY OF MIAMI	DOMESTIC	SURRENDERED	11/30/2015	Voluntarily surrendered	N/A	N/A
WORLDNET SERVICES CORP.	DOMESTIC	SURRENDERED	4/29/2015	Voluntarily surrendered	N/A	N/A

Consumer Complaint Ratios for CY 2015

as submitted by FL-DFS to NAIC Complaint Database (CDS)

Pursuant to 624.313(1)(i), F.S.

Rule 69O-142.002, F.A.C. implements Section 624.313(1)(i), F.S., which requires the Office to publish complaint ratios for the 10 largest insurers or insurer groups by line of insurance for each insurer or insurer group that has one percent or more of the market share. Although this rule does not apply to private passenger automobile insurance, this report does provide a summary of this coverage.

For purposes of this complaint index reporting:

“Complaint Share” is the number of complaints received by the Office relative to the insurance industry expressed as a percentage.

“Complaint” is any written communication by an insured or named beneficiary expressing dissatisfaction with an insurance entity over which the Office has regulatory authority. This does not include complaints against an incorrect entity; complaints against companies providing administrative services for self-funded benefit plans; complaints for properly filed or approved rates; suspected fraudulent claim complaints; and complaints that are duplicative or frivolous. The Office extracts these numbers from the NAIC database; the NAIC receives the data from DFS, and standardizes the definition of complaints across 50 states.

“Market Share” is the company’s direct written premium relative to the industry for a given line of insurance. The report expresses this ratio as a percentage.

“Premiums” are consideration paid to an insurer for the issuance and delivery of any binder or policy of insurance or annuity written directly to the consumer.

“Complaint Index” is a ratio derived by dividing a company’s complaint share by its market share.

1. A complaint index of greater than 1.00 indicates the company’s complaint share is disproportionately higher than its market share for a specific line of insurance.
2. A complaint index of less than 1.00 indicates the company’s complaint share is disproportionately lower than its market share for a specific line of insurance.

Note: Companies that do not appear in the following tables have zero confirmed complaints.

CONSUMER COMPLAINT RATIOS*, BY PRODUCT TYPE
CALENDAR YEAR 2015
 PURSUANT TO SECTION 624.313(1)(i), F.S.; RULE 690-142.002, F.A.C.

COMPANY	NAIC COMPANY CODE	CONFIRMED COMPLAINTS		PREMIUMS		COMPLAINT INDEX		
		COUNT	%	AMOUNT (\$)	%	VALUE	VS. PRODUCT TYPE INDEX	
COMMERCIAL AUTO, CONFIRMED COMPLAINTS: 190 PREMIUMS: \$2,074,716,106 COMPLAINT INDEX: 1.00								
ALL COMPANIES WITH ZERO COMPLAINTS	.	0	0.0	789,436,736	38.1	0.00	-100%	
PROGRESSIVE EXPRESS INS CO	10193	14	7.4	308,233,024	14.9	0.50	-50%	
NATIONAL IND CO OF THE SOUTH	42137	21	11.1	79,034,990	3.8	2.90	190%	
AUTO OWNERS INS CO	18988	1	0.5	66,248,842	3.2	0.16	-84%	
ALLSTATE INS CO	19232	1	0.5	50,441,266	2.4	0.22	-78%	
ZURICH AMER INS CO	16535	3	1.6	35,630,304	1.7	0.92	-8%	
PHILADELPHIA IND INS CO	18058	2	1.1	33,956,923	1.6	0.64	-36%	
EMPIRE FIRE & MARINE INS CO	21326	2	1.1	32,737,644	1.6	0.67	-33%	
ASCENDANT COMMERCIAL INS INC	13683	22	11.6	32,683,451	1.6	7.35	635%	
WESCO INS CO	25011	1	0.5	32,078,426	1.5	0.34	-66%	
FCCI INS CO	10178	1	0.5	31,064,239	1.5	0.35	-65%	
STATE FARM MUT AUTO INS CO	25178	5	2.6	30,250,755	1.5	1.80	80%	
AMERISURE INS CO	19488	1	0.5	28,191,457	1.4	0.39	-61%	
INFINITY AUTO INS CO	11738	3	1.6	27,496,142	1.3	1.19	19%	
MAPFRE INS CO OF FL	34932	1	0.5	27,100,218	1.3	0.40	-60%	
SENTRY SELECT INS CO	21180	2	1.1	26,433,531	1.3	0.83	-17%	
OHIO SECURITY INS CO	24082	1	0.5	24,731,642	1.2	0.44	-56%	
UNIVERSAL UNDERWRITERS INS CO	41181	3	1.6	24,596,692	1.2	1.33	33%	
NATIONAL LIAB & FIRE INS CO	20052	4	2.1	23,611,210	1.1	1.85	85%	
ILLINOIS NATL INS CO	23817	2	1.1	23,351,684	1.1	0.94	-6%	
LANCER INS CO	26077	5	2.6	20,290,635	1.0	2.69	169%	
GOVERNMENT EMPLOYEES INS CO	22063	2	1.1	19,015,347	0.9	1.15	15%	
CANAL INS CO	10464	3	1.6	18,128,833	0.9	1.81	81%	
ACE AMER INS CO	22667	4	2.1	17,806,774	0.9	2.45	145%	
LIBERTY MUT FIRE INS CO	23035	3	1.6	17,785,595	0.9	1.84	84%	
STATE NATL INS CO INC	12831	2	1.1	17,249,277	0.8	1.27	27%	
TRAVELERS PROP CAS CO OF AMER	25674	1	0.5	17,114,947	0.8	0.64	-36%	
NATIONAL UNION FIRE INS CO OF PITTS	19445	2	1.1	15,991,187	0.8	1.37	37%	
GRANADA INS CO	16870	4	2.1	15,504,244	0.7	2.82	182%	
ARCH INS CO	11150	1	0.5	15,199,128	0.7	0.72	-28%	
ALLIED PROP & CAS INS CO	42579	1	0.5	14,291,531	0.7	0.76	-24%	
OCCIDENTAL FIRE & CAS CO OF NC	23248	5	2.6	13,916,084	0.7	3.92	292%	
AMERICAN GUAR & LIAB INS	26247	1	0.5	12,396,035	0.6	0.88	-12%	
RLI INS CO	13056	1	0.5	12,351,471	0.6	0.88	-12%	
INTEGON NATL INS CO	29742	2	1.1	11,260,105	0.5	1.94	94%	
HARTFORD FIRE IN CO	19682	3	1.6	10,710,184	0.5	3.06	206%	
SOUTHERN OWNERS INS CO	10190	1	0.5	10,252,889	0.5	1.07	7%	
WESTERN HERITAGE INS CO	37150	1	0.5	9,406,443	0.5	1.16	16%	
OLD REPUBLIC INS CO	24147	3	1.6	8,660,946	0.4	3.78	278%	
TRAVELERS CAS INS CO OF AMER	19046	1	0.5	7,854,538	0.4	1.39	39%	
INSURANCE CO OF THE STATE OF PA	19429	1	0.5	7,368,543	0.4	1.48	48%	
NEW HAMPSHIRE INS CO	23841	1	0.5	6,951,595	0.3	1.57	57%	
GREAT AMER ASSUR CO	26344	1	0.5	5,480,161	0.3	1.99	99%	
HANOVER AMER INS CO	36064	1	0.5	4,907,704	0.2	2.22	122%	
BITCO GEN INS CORP	20095	1	0.5	4,888,806	0.2	2.23	123%	
GREENWICH INS CO	22322	1	0.5	4,726,564	0.2	2.31	131%	
FIRST NATL INS CO OF AMER	24724	1	0.5	3,044,189	0.1	3.59	259%	
UNITED AUTOMOBILE INS CO	35319	1	0.5	2,913,230	0.1	3.75	275%	
AXIS SURPLUS INS CO	26620	1	0.5	2,800,324	0.1	3.90	290%	
ADRIATIC INS CO	39381	2	1.1	2,659,082	0.1	8.21	721%	
NATIONWIDE AGRIBUSINESS INS CO	28223	1	0.5	2,641,211	0.1	4.13	313%	

*SORTED BY PREMIUMS

CONSUMER COMPLAINT RATIOS*, BY PRODUCT TYPE
 CALENDAR YEAR 2015
 PURSUANT TO SECTION 624.313(1)(i), F.S.; RULE 690-142.002, F.A.C.

COMPANY	NAIC COMPANY CODE	CONFIRMED COMPLAINTS		PREMIUMS		COMPLAINT INDEX		
		COUNT	%	AMOUNT (\$)	%	VALUE	VS. PRODUCT TYPE INDEX	
COMMERCIAL AUTO, CONFIRMED COMPLAINTS: 190 PREMIUMS: \$2,074,716,106 COMPLAINT INDEX: 1.00								
EMPLOYERS INS OF WAUSAU	21458	1	0.5	2,541,064	0.1	4.30	330%	
ACCEPTANCE IND INS CO	20010	1	0.5	2,508,621	0.1	4.35	335%	
KNIGHTBROOK INS CO	13722	2	1.1	2,422,004	0.1	9.02	802%	
FEDERATED SERV INS CO	28304	1	0.5	2,318,086	0.1	4.71	371%	
SCOTTSDALE IND CO	15580	1	0.5	1,456,917	0.1	7.49	649%	
CHURCH MUT INS CO	18767	1	0.5	946,572	0.0	11.54	1054%	
FOREMOST INS CO GRAND RAPIDS MI	11185	1	0.5	777,897	0.0	14.04	1304%	
XL INS AMER INC	24554	1	0.5	716,545	0.0	15.24	1424%	
ESSEX INS CO	39020	1	0.5	61,961	0.0	176.23	17523%	
SPARTA INS CO	20613	3	1.6	31,100	0.0	1,053.33	105233%	
NATIONAL IND CO	20087	4	2.1	19,398	0.0	2,251.69	225069%	
STRATFORD INS CO	40436	1	0.5	18,255	0.0	598.17	59717%	
PRIME INS CO	12588	1	0.5	10,772	0.0	1,013.70	101270%	
AIG ASSUR CO	40258	1	0.5	10,094	0.0	1,081.79	108079%	
AIG PROP CAS CO	19402	1	0.5	42	0.0	259,989.49	25998849%	
ALFA MUT INS CO	19135	1	0.5	0	0.0	.	.	
ALLSTATE FIRE & CAS INS CO	29688	1	0.5	0	0.0	.	.	
ARTISAN & TRUCKERS CAS CO	10194	1	0.5	0	0.0	.	.	
CASTLEPOINT FL INS CO	13599	1	0.5	0	0.0	.	.	
CHEROKEE INS CO	10642	1	0.5	0	0.0	.	.	
ESURANCE PROP & CAS INS CO	30210	1	0.5	0	0.0	.	.	
FCCI COMMERCIAL INS CO	33472	1	0.5	0	0.0	.	.	
GEICO GEN INS CO	35882	1	0.5	0	0.0	.	.	
GEICO IND CO	22055	2	1.1	0	0.0	.	.	
INFINITY IND INS CO	10061	1	0.5	0	0.0	.	.	
JEFFERSON INS CO	11630	1	0.5	0	0.0	.	.	
MADISON INS CO	10702	1	0.5	0	0.0	.	.	
MENDOTA INS CO	33650	1	0.5	0	0.0	.	.	
PROGRESSIVE AMER INS CO	24252	1	0.5	0	0.0	.	.	
TRAVELERS COMMERCIAL INS CO	36137	2	1.1	0	0.0	.	.	
UNDERWRITERS AT LLOYD'S LONDON	15642	2	1.1	0	0.0	.	.	
UNITED STATES LIAB INS CO	25895	1	0.5	0	0.0	.	.	
WESTPORT INS CORP	39845	1	0.5	0	0.0	.	.	
COMMERCIAL LIABILITY, CONFIRMED COMPLAINTS: 124 PREMIUMS: \$1,404,638,930 COMPLAINT INDEX: 1.00								
ALL COMPANIES WITH ZERO COMPLAINTS	.	0	0.0	937,484,151	66.7	0.00	-100%	
PHILADELPHIA IND INS CO	18058	1	0.8	66,972,164	4.8	0.17	-83%	
SOUTHERN OWNERS INS CO	10190	5	4.0	32,179,894	2.3	1.76	76%	
WESTFIELD INS CO	24112	1	0.8	27,036,903	1.9	0.42	-58%	
FEDERAL INS CO	20281	1	0.8	25,717,990	1.8	0.44	-56%	
SCOTTSDALE INS CO	41297	3	2.4	23,961,022	1.7	1.42	42%	
ROCKHILL INS CO	28053	2	1.6	20,011,613	1.4	1.13	13%	
LEXINGTON INS CO	19437	2	1.6	19,372,327	1.4	1.17	17%	
GRANADA INS CO	16870	2	1.6	16,148,034	1.1	1.40	40%	
OHIO SECURITY INS CO	24082	1	0.8	15,939,362	1.1	0.71	-29%	
DEPOSITORS INS CO	42587	1	0.8	15,518,121	1.1	0.73	-27%	
HARTFORD FIRE IN CO	19682	1	0.8	15,044,358	1.1	0.75	-25%	
ZURICH AMER INS CO	16535	5	4.0	14,095,206	1.0	4.02	302%	
AMERISURE INS CO	19488	7	5.6	13,843,869	1.0	5.73	473%	
NATIONWIDE INS CO OF AMER	25453	1	0.8	11,924,792	0.8	0.95	-5%	
NATIONAL TRUST INS CO	20141	1	0.8	11,869,418	0.8	0.95	-5%	
FIRST COMMUNITY INS CO	13990	1	0.8	11,186,600	0.8	1.01	1%	
ARCH INS CO	11150	1	0.8	8,624,871	0.6	1.31	31%	

*SORTED BY PREMIUMS

CONSUMER COMPLAINT RATIOS*, BY PRODUCT TYPE
CALENDAR YEAR 2015
 PURSUANT TO SECTION 624.313(1)(i), F.S.; RULE 690-142.002, F.A.C.

COMPANY	NAIC COMPANY CODE	CONFIRMED COMPLAINTS		PREMIUMS		COMPLAINT INDEX	
		COUNT	%	AMOUNT (\$)	%	VALUE	VS. PRODUCT TYPE INDEX
COMMERCIAL LIABILITY, CONFIRMED COMPLAINTS: 124		PREMIUMS: \$1,404,638,930		COMPLAINT INDEX: 1.00			
COLONY INS CO	39993	1	0.8	7,601,323	0.5	1.49	49%
TRAVELERS PROP CAS CO OF AMER	25674	1	0.8	7,464,913	0.5	1.52	52%
ENDURANCE AMER SPECIALTY INS CO	41718	1	0.8	7,425,326	0.5	1.53	53%
AMERICAN GUAR & LIAB INS	26247	1	0.8	6,123,854	0.4	1.85	85%
ACE AMER INS CO	22667	2	1.6	6,054,657	0.4	3.74	274%
AMERICAN STATES INS CO	19704	2	1.6	5,893,058	0.4	3.84	284%
FIRST MERCURY INS CO	10657	1	0.8	5,788,411	0.4	1.96	96%
WESTERN WORLD INS CO	13196	4	3.2	5,773,191	0.4	7.85	685%
ESSEX INS CO	39020	3	2.4	5,504,809	0.4	6.17	517%
NAUTILUS INS CO	17370	2	1.6	5,336,768	0.4	4.25	325%
CATLIN SPECIALTY INS CO	15989	2	1.6	5,260,396	0.4	4.31	331%
NATIONAL UNION FIRE INS CO OF PITTS	19445	2	1.6	4,613,097	0.3	4.91	391%
TRAVELERS IND CO OF CT	25682	1	0.8	4,078,359	0.3	2.78	178%
MID CONTINENT CAS CO	23418	2	1.6	3,754,560	0.3	6.03	503%
HANOVER INS CO	22292	1	0.8	3,541,297	0.3	3.20	220%
STATE FARM FL INS CO	10739	1	0.8	3,347,759	0.2	3.38	238%
LIBERTY MUT FIRE INS CO	23035	2	1.6	3,112,222	0.2	7.28	628%
CINCINNATI INS CO	10677	1	0.8	2,947,378	0.2	3.84	284%
TRAVELERS IND CO	25658	2	1.6	2,911,738	0.2	7.78	678%
OHIO CAS INS CO	24074	2	1.6	2,867,584	0.2	7.90	690%
CAPACITY INS CO	32930	2	1.6	2,300,033	0.2	9.85	885%
CANOPIUS US INS	12961	2	1.6	2,230,378	0.2	10.16	916%
AUTO OWNERS INS CO	18988	1	0.8	1,953,676	0.1	5.80	480%
MAXUM IND CO	26743	1	0.8	1,627,247	0.1	6.96	596%
MESA UNDERWRITERS SPECIALTY INS CO	36838	1	0.8	1,425,975	0.1	7.94	694%
NEW HAMPSHIRE INS CO	23841	1	0.8	1,080,621	0.1	10.48	948%
CRUM & FORSTER SPECIALTY INS CO	44520	2	1.6	1,031,981	0.1	21.95	2095%
HOUSTON SPECIALTY INS CO	12936	1	0.8	1,012,983	0.1	11.18	1018%
SENECA SPECIALTY INS CO	10729	1	0.8	752,377	0.1	15.06	1406%
NOVA CAS CO	42552	1	0.8	685,646	0.0	16.52	1552%
FCCI COMMERCIAL INS CO	33472	1	0.8	600,464	0.0	18.86	1786%
ATLANTIC CAS INS CO	42846	2	1.6	587,574	0.0	38.56	3756%
ATLANTIC SPECIALTY INS CO	27154	1	0.8	557,671	0.0	20.31	1931%
UNITED STATES LIAB INS CO	25895	1	0.8	476,087	0.0	23.79	2279%
LIBERTY MUT INS CO	23043	3	2.4	447,092	0.0	76.01	7501%
SAFETY NATL CAS CORP	15105	1	0.8	275,986	0.0	41.04	4004%
GREAT AMER INS CO	16691	1	0.8	244,584	0.0	46.31	4531%
RLI INS CO	13056	1	0.8	179,374	0.0	63.15	6215%
GREAT AMER ALLIANCE INS CO	26832	1	0.8	178,579	0.0	63.43	6243%
UNIVERSAL UNDERWRITERS INS CO	41181	1	0.8	146,785	0.0	77.17	7617%
MOUNT VERNON FIRE INS CO	26522	1	0.8	144,491	0.0	78.40	7740%
WESTCHESTER FIRE INS CO	10030	1	0.8	115,623	0.0	97.97	9697%
BURLINGTON INS CO	23620	3	2.4	111,384	0.0	305.10	30410%
IMPERIUM INS CO	35408	1	0.8	67,603	0.0	167.56	16656%
NORTH AMER SPECIALTY INS CO	29874	1	0.8	38,155	0.0	296.89	29589%
COLONY SPECIALTY INS CO	36927	1	0.8	22,210	0.0	510.03	50903%
NATIONAL IND CO OF THE SOUTH	42137	1	0.8	9,152	0.0	1,237.73	123673%
HISCOX INS CO INC	10200	1	0.8	3,245	0.0	3,490.83	348983%
T H E INS CO	12866	1	0.8	559	0.0	20,264.28	2026328%
ACCIDENT INS CO INC	11573	1	0.8	0	0.0	.	.
AMERICAN SAFETY INS CO	33103	1	0.8	0	0.0	.	.

*SORTED BY PREMIUMS

CONSUMER COMPLAINT RATIOS*, BY PRODUCT TYPE
CALENDAR YEAR 2015
 PURSUANT TO SECTION 624.313(1)(i), F.S.; RULE 690-142.002, F.A.C.

COMPANY	NAIC COMPANY CODE	CONFIRMED COMPLAINTS		PREMIUMS		COMPLAINT INDEX	
		COUNT	%	AMOUNT (\$)	%	VALUE	VS. PRODUCT TYPE INDEX
COMMERCIAL LIABILITY, CONFIRMED COMPLAINTS: 124		PREMIUMS: \$1,404,638,930		COMPLAINT INDEX: 1.00			
ASCENDANT COMMERCIAL INS INC	13683	2	1.6	0	0.0	.	.
ASSOCIATED INDUSTRIES INS CO INC	23140	1	0.8	0	0.0	.	.
CAMICO MUT INS CO	36340	1	0.8	0	0.0	.	.
CANAL IND CO	27790	2	1.6	0	0.0	.	.
CHUBB NATL INS CO	10052	1	0.8	0	0.0	.	.
DEALERS ASSUR CO	16705	1	0.8	0	0.0	.	.
FEDERATED NATL INS CO	10790	1	0.8	0	0.0	.	.
MAXUM CAS INS CO	10784	1	0.8	0	0.0	.	.
MGA INS CO INC	40150	1	0.8	0	0.0	.	.
PREFERRED CONTRACTORS INS CO RRG LLC	12497	2	1.6	0	0.0	.	.
UNDERWRITERS AT LLOYD'S LONDON	15642	1	0.8	0	0.0	.	.
UNITED FIRE & IND CO	19496	1	0.8	0	0.0	.	.
COMMERCIAL PROPERTY, CONFIRMED COMPLAINTS: 69		PREMIUMS: \$3,122,604,145		COMPLAINT INDEX: 1.00			
ALL COMPANIES WITH ZERO COMPLAINTS		0	0.0	2,053,972,944	65.8	0.00	-100%
AMERICAN COASTAL INS CO	12968	2	2.9	307,929,830	9.9	0.29	-71%
ZURICH AMER INS CO	16535	1	1.4	130,740,715	4.2	0.35	-65%
AMERICAN CAPITAL ASSUR CORP	12601	1	1.4	78,750,354	2.5	0.57	-43%
OLD DOMINION INS CO	40231	1	1.4	51,702,207	1.7	0.88	-12%
STATE FARM FL INS CO	10739	3	4.3	51,365,906	1.6	2.64	164%
AMERICAN ZURICH INS CO	40142	1	1.4	45,963,684	1.5	0.98	-2%
TRAVELERS PROP CAS CO OF AMER	25674	2	2.9	45,283,665	1.5	2.00	100%
LEXINGTON INS CO	19437	1	1.4	37,989,445	1.2	1.19	19%
SCOTTSDALE INS CO	41297	3	4.3	36,450,182	1.2	3.72	272%
ROCKHILL INS CO	28053	1	1.4	35,914,832	1.2	1.26	26%
AGCS MARINE INS CO	22837	2	2.9	27,225,673	0.9	3.32	232%
JEWELERS MUT INS CO	14354	1	1.4	20,712,305	0.7	2.18	118%
PROGRESSIVE EXPRESS INS CO	10193	1	1.4	18,583,389	0.6	2.44	144%
WESTFIELD INS CO	24112	1	1.4	18,167,725	0.6	2.49	149%
ATLANTIC SPECIALTY INS CO	27154	1	1.4	18,108,550	0.6	2.50	150%
DEPOSITORS INS CO	42587	1	1.4	16,087,108	0.5	2.81	181%
AMERICAN STATES INS CO	19704	2	2.9	15,388,334	0.5	5.88	488%
ESSEX INS CO	39020	1	1.4	12,314,279	0.4	3.68	268%
SOUTHERN OWNERS INS CO	10190	3	4.3	11,632,197	0.4	11.67	1067%
AMERICAN ECONOMY INS CO	19690	1	1.4	11,301,493	0.4	4.00	300%
ALLIED PROP & CAS INS CO	42579	1	1.4	11,298,845	0.4	4.01	301%
FCCI INS CO	10178	1	1.4	10,947,716	0.4	4.13	313%
COVINGTON SPECIALTY INS CO	13027	1	1.4	10,064,762	0.3	4.50	350%
OHIO SECURITY INS CO	24082	1	1.4	9,264,502	0.3	4.88	388%
CAPACITY INS CO	32930	1	1.4	7,110,638	0.2	6.36	536%
MARKEL INS CO	38970	1	1.4	5,399,017	0.2	8.38	738%
PENN AMER INS CO	32859	1	1.4	3,956,729	0.1	11.44	1044%
STATE NATL INS CO INC	12831	1	1.4	3,141,443	0.1	14.41	1341%
FEDERATED MUT INS CO	13935	1	1.4	3,029,104	0.1	14.94	1394%
QBE INS CORP	39217	1	1.4	2,504,883	0.1	18.07	1707%
FOREMOST PROP & CAS INS CO	11800	1	1.4	2,087,714	0.1	21.68	2068%
AUTO OWNERS INS CO	18988	1	1.4	1,728,224	0.1	26.19	2519%
WESTERN HERITAGE INS CO	37150	1	1.4	1,665,327	0.1	27.17	2617%
ST PAUL FIRE & MARINE INS CO	24767	1	1.4	1,352,084	0.0	33.47	3247%
WESTERN WORLD INS CO	13196	2	2.9	1,040,969	0.0	86.95	8595%
WESCO INS CO	25011	1	1.4	908,008	0.0	49.84	4884%
CAROLINA CAS INS CO	10510	1	1.4	442,596	0.0	102.25	10125%
NAUTILUS INS CO	17370	1	1.4	346,773	0.0	130.50	12950%

*SORTED BY PREMIUMS

CONSUMER COMPLAINT RATIOS*, BY PRODUCT TYPE
 CALENDAR YEAR 2015
 PURSUANT TO SECTION 624.313(1)(i), F.S.; RULE 690-142.002, F.A.C.

COMPANY	NAIC COMPANY CODE	CONFIRMED COMPLAINTS		PREMIUMS		COMPLAINT INDEX		
		COUNT	%	AMOUNT (\$)	%	VALUE	VS. PRODUCT TYPE INDEX	
COMMERCIAL PROPERTY, CONFIRMED COMPLAINTS: 69 PREMIUMS: \$3,122,604,145 COMPLAINT INDEX: 1.00								
TOKIO MARINE SPECIALTY INS CO	23850	1	1.4	297,381	0.0	152.18	15118%	
MOUNT VERNON FIRE INS CO	26522	1	1.4	244,662	0.0	184.97	18397%	
MT HAWLEY INS CO	37974	1	1.4	187,951	0.0	240.78	23978%	
ASCENDANT COMMERCIAL INS INC	13683	1	1.4	0	0.0	.	.	
CITIZENS PROP INS CORP	10064	5	7.2	0	0.0	.	.	
MAIN ST AMER ASSUR CO	29939	1	1.4	0	0.0	.	.	
NATIONAL ASSISTED LIVING RRG INC	11806	1	1.4	0	0.0	.	.	
NATIONWIDE PROP & CAS INS CO	37877	1	1.4	0	0.0	.	.	
OODA RRG INC	10353	1	1.4	0	0.0	.	.	
PEAK PROP & CAS INS CORP	18139	1	1.4	0	0.0	.	.	
UNDERWRITERS AT LLOYD'S LONDON	15642	5	7.2	0	0.0	.	.	
WINDHAVEN INS CO	12541	1	1.4	0	0.0	.	.	
CREDIT, CONFIRMED COMPLAINTS: 20 PREMIUMS: \$119,977,464 COMPLAINT INDEX: 1.00								
ALL COMPANIES WITH ZERO COMPLAINTS		.	0	0.0	93,662,318	78.1	0.00	-100%
CMFG LIFE INS CO	62626	2	10.0	11,920,349	9.9	1.01	1%	
AMERICAN BANKERS INS CO OF FL	10111	1	5.0	3,534,057	2.9	1.70	70%	
AMERICAN HLTH & LIFE INS CO	60518	3	15.0	2,911,210	2.4	6.18	518%	
LIFE OF THE SOUTH INS CO	97691	1	5.0	2,490,264	2.1	2.41	141%	
CENTRAL STATES H & L CO OF OMAHA	61751	4	20.0	1,916,617	1.6	12.52	1152%	
TRANSAMERICA LIFE INS CO	86231	1	5.0	1,768,257	1.5	3.39	239%	
AMERICAN BANKERS LIFE ASSUR CO OF FL	60275	2	10.0	1,512,897	1.3	7.93	693%	
AMERICAN HERITAGE LIFE INS CO	60534	1	5.0	285,221	0.2	21.03	2003%	
FAMILY LIFE INS CO	63053	1	5.0	0	0.0	.	.	
GENERAL FIDELITY LIFE INS CO	93521	1	5.0	0	0.0	.	.	
LYNDON SOUTHERN INS CO	10051	1	5.0	0	0.0	.	.	
METROPOLITAN LIFE INS CO	65978	1	5.0	0	0.0	.	.	
SECURIAN LIFE INS CO	93742	1	5.0	-23,726	-0.0	.	.	
FIDELITY AND SURETY, CONFIRMED COMPLAINTS: 20 PREMIUMS: \$419,571,407 COMPLAINT INDEX: 1.00								
ALL COMPANIES WITH ZERO COMPLAINTS		.	0	0.0	276,565,256	65.9	0.00	-100%
TRAVELERS CAS & SURETY CO OF AMER	31194	1	5.0	66,459,914	15.8	0.32	-68%	
LIBERTY MUT INS CO	23043	1	5.0	37,077,927	8.8	0.57	-43%	
GREAT AMER INS CO	16691	3	15.0	11,666,533	2.8	5.39	439%	
HARTFORD FIRE IN CO	19682	1	5.0	10,235,201	2.4	2.05	105%	
RLI INS CO	13056	2	10.0	5,483,176	1.3	7.65	665%	
HUDSON INS CO	25054	5	25.0	4,281,676	1.0	24.50	2350%	
SURETEC INS CO	10916	1	5.0	2,369,169	0.6	8.85	785%	
AUTO OWNERS INS CO	18988	1	5.0	1,528,492	0.4	13.73	1273%	
AEGIS SECURITY INS CO	33898	1	5.0	1,350,512	0.3	15.53	1453%	
AMERICAN CONTRACTORS IND CO	10216	1	5.0	1,328,091	0.3	15.80	1480%	
WASHINGTON INTL INS CO	32778	1	5.0	1,031,857	0.2	20.33	1933%	
CRUM & FORSTER IND CO	31348	1	5.0	144,976	0.0	144.70	14370%	
AMERICAN SAFETY CAS INS CO	39969	1	5.0	48,627	0.0	431.42	43042%	
GROUP ACCIDENT AND HEALTH, CONFIRMED COMPLAINTS: 1,092 PREMIUMS: \$16,381,788,218 COMPLAINT INDEX: 1.00								
UNITEDHEALTHCARE INS CO	79413	162	14.8	2,829,606,220	17.3	0.86	-14%	
BCBS OF FL	98167	222	20.3	2,672,119,241	16.3	1.25	25%	
ALL COMPANIES WITH ZERO COMPLAINTS		.	0	0.0	2,220,756,771	13.6	0.00	-100%
HEALTH OPTIONS INC	95089	35	3.2	924,597,400	5.6	0.57	-43%	
AETNA HLTH INC FL CORP	95088	29	2.7	874,538,262	5.3	0.50	-50%	
HUMANA MEDICAL PLAN INC	95270	21	1.9	817,767,101	5.0	0.39	-61%	
CIGNA HLTH & LIFE INS CO	67369	106	9.7	814,732,633	5.0	1.95	95%	
AETNA LIFE INS CO	60054	91	8.3	677,611,649	4.1	2.01	101%	
NEIGHBORHOOD HLTH PARTNERSHIP INC	95123	20	1.8	528,411,900	3.2	0.57	-43%	
CAPITAL HLTH PLAN INC	95112	8	0.7	513,147,328	3.1	0.23	-77%	
UNITED HLTHCARE OF FL INC	95264	40	3.7	445,372,347	2.7	1.35	35%	

*SORTED BY PREMIUMS

CONSUMER COMPLAINT RATIOS*, BY PRODUCT TYPE
CALENDAR YEAR 2015
 PURSUANT TO SECTION 624.313(1)(i), F.S.; RULE 690-142.002, F.A.C.

COMPANY	NAIC COMPANY CODE	CONFIRMED COMPLAINTS		PREMIUMS		COMPLAINT INDEX	
		COUNT	%	AMOUNT (\$)	%	VALUE	VS. PRODUCT TYPE INDEX
GROUP ACCIDENT AND HEALTH, CONFIRMED COMPLAINTS: 1,092		PREMIUMS: \$16,381,788,218		COMPLAINT INDEX: 1.00			
AVMED INC	95263	20	1.8	324,780,925	2.0	0.92	-8%
METROPOLITAN LIFE INS CO	65978	25	2.3	321,001,095	2.0	1.17	17%
GOLDEN RULE INS CO	62286	7	0.6	247,767,591	1.5	0.42	-58%
COVENTRY HLTH CARE OF FL INC	95114	11	1.0	223,377,649	1.4	0.74	-26%
GUARDIAN LIFE INS CO OF AMER	64246	16	1.5	199,806,341	1.2	1.20	20%
FLORIDA HLTH CARE PLAN INC	13567	2	0.2	181,130,764	1.1	0.17	-83%
UNUM LIFE INS CO OF AMER	62235	6	0.5	126,764,415	0.8	0.71	-29%
LINCOLN NATL LIFE INS CO	65676	10	0.9	100,831,114	0.6	1.49	49%
LIFE INS CO OF N AMER	65498	14	1.3	98,936,652	0.6	2.12	112%
HARTFORD LIFE & ACCIDENT INS CO	70815	4	0.4	93,752,002	0.6	0.64	-36%
US BR SUN LIFE ASSUR CO OF CANADA	80802	7	0.6	92,239,618	0.6	1.14	14%
TIME INS CO	69477	6	0.5	90,737,261	0.6	0.99	-1%
HEALTH FIRST HEALTH PLANS INC	95019	2	0.2	86,397,477	0.5	0.35	-65%
PRINCIPAL LIFE INS CO	61271	6	0.5	65,221,539	0.4	1.38	38%
STANDARD INS CO	69019	5	0.5	62,926,388	0.4	1.19	19%
FLORIDA COMBINED LIFE INS CO INC	76031	3	0.3	55,842,835	0.3	0.81	-19%
RELIANCE STANDARD LIFE INS CO	68381	5	0.5	54,295,638	0.3	1.38	38%
PRUDENTIAL INS CO OF AMER	68241	11	1.0	53,720,902	0.3	3.07	207%
TRANSAMERICA LIFE INS CO	86231	1	0.1	52,761,181	0.3	0.28	-72%
UNION SECURITY INS CO	70408	1	0.1	48,914,703	0.3	0.31	-69%
UNITED OF OMAHA LIFE INS CO	69868	3	0.3	47,328,221	0.3	0.95	-5%
AMERICAN HERITAGE LIFE INS CO	60534	8	0.7	43,966,939	0.3	2.73	173%
RELIASTAR LIFE INS CO	67105	1	0.1	41,656,999	0.3	0.36	-64%
LIBERTY LIFE ASSUR CO OF BOSTON	65315	6	0.5	32,890,861	0.2	2.74	174%
FREEDOM LIFE INS CO OF AMER	62324	3	0.3	30,713,350	0.2	1.47	47%
FIDELITY SECURITY LIFE INS CO	71870	1	0.1	28,654,706	0.2	0.52	-48%
CONTINENTAL AMER INS CO	71730	5	0.5	26,054,276	0.2	2.88	188%
AMERITAS LIFE INS CORP	61301	5	0.5	25,326,908	0.2	2.96	196%
HCC LIFE INS CO	92711	1	0.1	23,402,265	0.1	0.64	-36%
NATIONAL UNION FIRE INS CO OF PITTS	19445	4	0.4	22,097,046	0.1	2.72	172%
JOHN HANCOCK LIFE INS CO USA	65838	1	0.1	15,595,151	0.1	0.96	-4%
HUMANA HLTH INS CO OF FL INC	69671	4	0.4	14,467,984	0.1	4.15	315%
ALL SAVERS INS CO	82406	1	0.1	13,150,402	0.1	1.14	14%
COMPANION LIFE INS CO	77828	1	0.1	12,035,492	0.1	1.25	25%
UNITED STATES LIFE INS CO IN THE CIT	70106	1	0.1	9,548,791	0.1	1.57	57%
BANKERS LIFE & CAS CO	61263	1	0.1	9,086,614	0.1	1.65	65%
CONTINENTAL CAS CO	20443	1	0.1	8,815,986	0.1	1.70	70%
MUTUAL OF OMAHA INS CO	71412	1	0.1	8,734,683	0.1	1.72	72%
NATIONWIDE LIFE INS CO	66869	1	0.1	8,729,920	0.1	1.72	72%
CMFG LIFE INS CO	62626	1	0.1	8,322,418	0.1	1.80	80%
GERBER LIFE INS CO	70939	1	0.1	8,316,658	0.1	1.80	80%
COVENTRY HLTH & LIFE INS CO	81973	3	0.3	7,893,113	0.0	5.70	470%
PAN AMER LIFE INS CO	67539	2	0.2	7,047,716	0.0	4.26	326%
STANDARD SECURITY LIFE INS CO OF NY	69078	3	0.3	5,189,016	0.0	8.67	767%
BCS INS CO	38245	1	0.1	5,029,229	0.0	2.98	198%
AMERICAN GEN LIFE INS CO	60488	1	0.1	4,102,280	0.0	3.66	266%
CONNECTICUT GEN LIFE INS CO	62308	4	0.4	3,191,130	0.0	18.80	1780%
TRUSTMARK INS CO	61425	1	0.1	2,647,708	0.0	5.67	467%
KANAWHA INS CO	65110	1	0.1	2,398,740	0.0	6.25	525%
UNIFIED LIFE INS CO	11121	3	0.3	2,273,495	0.0	19.80	1880%
CIGNA HLTHCARE OF FL INC	95136	1	0.1	1,211,048	0.0	12.39	1139%

*SORTED BY PREMIUMS

CONSUMER COMPLAINT RATIOS*, BY PRODUCT TYPE
CALENDAR YEAR 2015
 PURSUANT TO SECTION 624.313(1)(i), F.S.; RULE 690-142.002, F.A.C.

COMPANY	NAIC COMPANY CODE	CONFIRMED COMPLAINTS		PREMIUMS		COMPLAINT INDEX		
		COUNT	%	AMOUNT (\$)	%	VALUE	VS. PRODUCT TYPE INDEX	
GROUP ACCIDENT AND HEALTH, CONFIRMED COMPLAINTS: 1,092 PREMIUMS: \$16,381,788,218 COMPLAINT INDEX: 1.00								
WASHINGTON NATL INS CO	70319	1	0.1	1,067,480	0.0	14.05	1305%	
DEARBORN NATL LIFE INS CO	71129	1	0.1	953,335	0.0	15.74	1474%	
KANSAS CITY LIFE INS CO	65129	1	0.1	476,305	0.0	31.50	3050%	
AMERICAN FAMILY LIFE ASSUR CO OF COL	60380	4	0.4	91,084	0.0	658.80	65780%	
METLIFE INS CO USA	87726	5	0.5	10,069	0.0	7,449.42	744842%	
AETNA HLTH & LIFE INS CO	78700	1	0.1	0	0.0	.	.	
AETNA HLTH INS CO	72052	20	1.8	0	0.0	.	.	
AIG PROP CAS CO	19402	1	0.1	0	0.0	.	.	
ANTHEM LIFE INS CO	61069	1	0.1	0	0.0	.	.	
AVMED HEALTH INS CO	82516	2	0.2	0	0.0	.	.	
CAREPLUS HLTH PLANS INC	95092	1	0.1	0	0.0	.	.	
CIGNA DENTAL HLTH OF FL INC	52021	3	0.3	0	0.0	.	.	
CIGNA DENTAL HLTH OF KS INC	52024	1	0.1	0	0.0	.	.	
COMPBENEFITS CO	52015	8	0.7	0	0.0	.	.	
COMPBENEFITS INS CO	60984	7	0.6	0	0.0	.	.	
DELTA DENTAL INS CO	81396	14	1.3	0	0.0	.	.	
DENTAL BENEFIT PROVIDERS OF IL INC	52053	1	0.1	0	0.0	.	.	
FEDERATED MUT INS CO	13935	1	0.1	0	0.0	.	.	
FLORIDA HLTHCARE PLUS INC	14050	3	0.3	0	0.0	.	.	
HARTFORD ACCIDENT & IND CO	22357	1	0.1	0	0.0	.	.	
HARTFORD FIRE IN CO	19682	1	0.1	0	0.0	.	.	
HARTFORD LIFE GROUP INS CO	74268	1	0.1	0	0.0	.	.	
HARTFORD UNDERWRITERS INS CO	30104	1	0.1	0	0.0	.	.	
HUMANA HLTH PLAN INC	95885	2	0.2	0	0.0	.	.	
HUMANA INS CO	73288	12	1.1	0	0.0	.	.	
HUMANADENTAL INS CO	70580	2	0.2	0	0.0	.	.	
INDEMNITY INS CO OF NORTH AMER	43575	1	0.1	0	0.0	.	.	
MEGA LIFE AND HEALTH INS CO	97055	1	0.1	0	0.0	.	.	
MOLINA HLTHCARE OF FL INC	13128	1	0.1	0	0.0	.	.	
OPTIMUM HLTHCARE INC	12259	1	0.1	0	0.0	.	.	
PREFERRED CARE PARTNERS INC	11176	1	0.1	0	0.0	.	.	
SAFEGUARD HLTH PLANS INC	52009	1	0.1	0	0.0	.	.	
SOLSTICE BENEFITS INC	12341	8	0.7	0	0.0	.	.	
UNITED CONCORDIA DENTAL PLANS OF FLORIDA INC	52020	1	0.1	0	0.0	.	.	
UNITED CONCORDIA INS CO	85766	7	0.6	0	0.0	.	.	
VISION SERV PLAN INS CO	32395	1	0.1	0	0.0	.	.	
WELLCARE OF FL INC	95081	3	0.3	0	0.0	.	.	
UNITEDHEALTHCARE LIFE INS CO	97179	3	0.3	-556,142	-0.0	.	.	
GROUP ANNUITY, CONFIRMED COMPLAINTS: 8 PREMIUMS: \$2,836,456,761 COMPLAINT INDEX: 1.00								
ALL COMPANIES WITH ZERO COMPLAINTS	.	0	0.0	2,576,296,800	90.8	0.00	-100%	
PRUDENTIAL INS CO OF AMER	68241	1	12.5	206,297,988	7.3	1.72	72%	
PRINCIPAL LIFE INS CO	61271	1	12.5	40,805,258	1.4	8.69	769%	
PACIFIC LIFE INS CO	67466	1	12.5	10,136,284	0.4	34.98	3398%	
LIFE INS CO OF THE SOUTHWEST	65528	2	25.0	2,920,431	0.1	242.81	24181%	
GLENER LIFE INS SOCIETY	56154	1	12.5	0	0.0	.	.	
NATIONWIDE LIFE INS CO	66869	1	12.5	0	0.0	.	.	
US BUSINESS OF CANADA LIFE ASSUR CO	80659	1	12.5	0	0.0	.	.	
GROUP LIFE, CONFIRMED COMPLAINTS: 81 PREMIUMS: \$1,527,929,323 COMPLAINT INDEX: 1.00								
ALL COMPANIES WITH ZERO COMPLAINTS	.	0	0.0	337,548,373	22.1	0.00	-100%	
METROPOLITAN LIFE INS CO	65978	9	11.1	239,508,937	15.7	0.71	-29%	
PRUDENTIAL INS CO OF AMER	68241	7	8.6	160,521,863	10.5	0.82	-18%	
NEW YORK LIFE INS CO	66915	5	6.2	109,727,973	7.2	0.86	-14%	
MINNESOTA LIFE INS CO	66168	2	2.5	106,882,136	7.0	0.35	-65%	

*SORTED BY PREMIUMS

CONSUMER COMPLAINT RATIOS*, BY PRODUCT TYPE
 CALENDAR YEAR 2015
 PURSUANT TO SECTION 624.313(1)(i), F.S.; RULE 690-142.002, F.A.C.

COMPANY	NAIC COMPANY CODE	CONFIRMED COMPLAINTS		PREMIUMS		COMPLAINT INDEX		
		COUNT	%	AMOUNT (\$)	%	VALUE	VS. PRODUCT TYPE INDEX	
HOMEOWNERS, CONFIRMED COMPLAINTS: 5,307 PREMIUMS: \$8,772,206,245 COMPLAINT INDEX: 1.00								
TOWER HILL SELECT INS CO	12011	65	1.2	121,491,653	1.4	0.88	-12%	
ASI PREFERRED INS CORP	13142	23	0.4	120,162,060	1.4	0.32	-68%	
CASTLE KEY INS CO	30511	78	1.5	104,588,746	1.2	1.23	23%	
AUTO CLUB INS CO OF FL	12813	23	0.4	100,784,343	1.1	0.38	-62%	
FLORIDA FAMILY INS CO	10688	31	0.6	95,509,173	1.1	0.54	-46%	
GULFSTREAM PROP & CAS INS CO	12237	26	0.5	90,871,777	1.0	0.47	-53%	
ARK ROYAL INS CO	13038	30	0.6	88,386,599	1.0	0.56	-44%	
LEXINGTON INS CO	19437	2	0.0	76,985,887	0.9	0.04	-96%	
OMEGA INS CO	38644	35	0.7	74,526,769	0.8	0.78	-22%	
CASTLE KEY IND CO	10835	36	0.7	73,148,053	0.8	0.81	-19%	
SOUTHERN OAK INS CO	12247	40	0.8	71,755,098	0.8	0.92	-8%	
FLORIDA FARM BUREAU CAS INS CO	31216	15	0.3	70,583,006	0.8	0.35	-65%	
CYPRESS PROP & CAS INS CO	10953	39	0.7	68,088,186	0.8	0.95	-5%	
SOUTHERN FIDELITY PROP & CAS INC	14166	78	1.5	66,864,229	0.8	1.93	93%	
PRIVILEGE UNDERWRITERS RECP EXCH	12873	1	0.0	63,907,581	0.7	0.03	-97%	
SOUTHERN FIDELITY INS CO INC	10136	97	1.8	63,503,318	0.7	2.52	152%	
PREPARED INS CO	13687	27	0.5	62,627,496	0.7	0.71	-29%	
AMERICAN STRATEGIC INS CORP	10872	29	0.5	60,863,969	0.7	0.79	-21%	
UNIVERSAL INS CO OF NA	11986	31	0.6	60,553,221	0.7	0.85	-15%	
SAFEPOINT INS CO	15341	27	0.5	60,475,060	0.7	0.74	-26%	
SAFE HARBOR INS CO	12563	49	0.9	55,734,134	0.6	1.45	45%	
LIBERTY MUT FIRE INS CO	23035	16	0.3	53,711,293	0.6	0.49	-51%	
FLORIDA FARM BUR GEN INS CO	21817	17	0.3	53,464,529	0.6	0.53	-47%	
GEOVERA SPECIALTY INS CO	10182	14	0.3	47,372,962	0.5	0.49	-51%	
AMERICAN TRADITIONS INS CO	12359	42	0.8	47,004,549	0.5	1.48	48%	
MOUNT BEACON INS CO	15592	10	0.2	43,973,612	0.5	0.38	-62%	
HARTFORD INS CO OF THE MIDWEST	37478	18	0.3	43,840,553	0.5	0.68	-32%	
FIRST COMMUNITY INS CO	13990	12	0.2	43,793,697	0.5	0.45	-55%	
ASI ASSUR CORP	12196	32	0.6	43,791,911	0.5	1.21	21%	
FOREMOST INS CO GRAND RAPIDS MI	11185	9	0.2	42,888,184	0.5	0.35	-65%	
AMICA MUT INS CO	19976	10	0.2	42,737,531	0.5	0.39	-61%	
ELEMENTS PROPERTY INS CO	15312	19	0.4	41,688,888	0.5	0.75	-25%	
NATIONWIDE INS CO OF FL	10948	23	0.4	41,353,080	0.5	0.92	-8%	
SAWGRASS MUTUAL INS CO	13619	47	0.9	40,564,672	0.5	1.92	92%	
MODERN USA INS CO	12957	29	0.5	40,280,901	0.5	1.19	19%	
AMERICAN BANKERS INS CO OF FL	10111	26	0.5	39,459,153	0.4	1.09	9%	
CAPITOL PREFERRED INS CO	10908	42	0.8	31,786,359	0.4	2.18	118%	
AVATAR PROP & CAS INS CO	13139	17	0.3	30,084,723	0.3	0.93	-7%	
ACE INS CO OF THE MIDWEST	26417	1	0.0	28,440,452	0.3	0.06	-94%	
FLORIDA SPECIALTY INS CO	17248	6	0.1	27,882,990	0.3	0.36	-64%	
ANCHOR PROP & CAS INS CO	15617	13	0.2	25,652,840	0.3	0.84	-16%	
QBE SPECIALTY INS CO	11515	1	0.0	25,030,330	0.3	0.07	-93%	
FIRST LIBERTY INS CORP	33588	4	0.1	23,570,407	0.3	0.28	-72%	
FIRST FLORIDIAN AUTO & HOME INS CO	10647	18	0.3	22,242,545	0.3	1.34	34%	
FOREMOST PROP & CAS INS CO	11800	7	0.1	20,992,861	0.2	0.55	-45%	
METROPOLITAN CAS INS CO	40169	12	0.2	16,697,849	0.2	1.19	19%	
STILLWATER PROP & CAS INS CO	16578	8	0.2	14,559,314	0.2	0.91	-9%	
AMERICAN AUTOMOBILE INS CO	21849	1	0.0	13,587,090	0.2	0.12	-88%	
AMERICAN MODERN INS CO OF FL	12314	3	0.1	10,926,312	0.1	0.45	-55%	
SCOTTSDALE INS CO	41297	4	0.1	8,239,234	0.1	0.80	-20%	
ASPEN SPECIALTY INS CO	10717	1	0.0	8,122,736	0.1	0.20	-80%	

*SORTED BY PREMIUMS

CONSUMER COMPLAINT RATIOS*, BY PRODUCT TYPE
 CALENDAR YEAR 2015
 PURSUANT TO SECTION 624.313(1)(i), F.S.; RULE 690-142.002, F.A.C.

COMPANY	NAIC COMPANY CODE	CONFIRMED COMPLAINTS		PREMIUMS		COMPLAINT INDEX		
		COUNT	%	AMOUNT (\$)	%	VALUE	VS. PRODUCT TYPE INDEX	
HOMEOWNERS, CONFIRMED COMPLAINTS: 5,307 PREMIUMS: \$8,772,206,245 COMPLAINT INDEX: 1.00								
USAA GEN IND CO	18600	3	0.1	7,941,114	0.1	0.62	-38%	
CENTAURI SPECIALTY INS CO	12573	1	0.0	6,606,902	0.1	0.25	-75%	
SUSSEX INS CO	12157	1	0.0	5,027,778	0.1	0.33	-67%	
VOYAGER IND INS CO	40428	1	0.0	4,896,319	0.1	0.34	-66%	
ELECTRIC INS CO	21261	1	0.0	4,540,128	0.1	0.36	-64%	
PRAETORIAN INS CO	37257	2	0.0	4,087,693	0.0	0.81	-19%	
HOMESITE INS CO	17221	1	0.0	3,493,643	0.0	0.47	-53%	
ASI HOME INS CORP	11072	2	0.0	3,073,673	0.0	1.08	8%	
NEW HAMPSHIRE INS CO	23841	1	0.0	3,054,668	0.0	0.54	-46%	
IDS PROP CAS INS CO	29068	2	0.0	3,042,679	0.0	1.09	9%	
CINCINNATI INS CO	10677	2	0.0	1,363,274	0.0	2.42	142%	
UNITED FIRE & CAS CO	13021	1	0.0	1,222,405	0.0	1.35	35%	
OLD DOMINION INS CO	40231	4	0.1	1,000,099	0.0	6.61	561%	
AEGIS SECURITY INS CO	33898	2	0.0	955,961	0.0	3.46	246%	
HARTFORD CAS INS CO	29424	3	0.1	283,649	0.0	17.48	1648%	
TRAVELERS IND CO OF AMER	25666	2	0.0	255,368	0.0	12.95	1195%	
CANOPIUS US INS	12961	1	0.0	169,130	0.0	9.77	877%	
TEACHERS INS CO	22683	2	0.0	20,465	0.0	161.54	16054%	
AMERICAN SECURITY INS CO	42978	13	0.2	16,995	0.0	1,264.39	126339%	
HARTFORD FIRE IN CO	19682	2	0.0	12,856	0.0	257.15	25615%	
STILLWATER INS CO	25180	5	0.1	11,438	0.0	722.57	72157%	
ALLSTATE INS CO	19232	9	0.2	0	0.0	.	.	
ALLSTATE PROP & CAS INS CO	17230	1	0.0	0	0.0	.	.	
AMERICAN CAPITAL ASSUR CORP	12601	1	0.0	0	0.0	.	.	
AMERICAN COASTAL INS CO	12968	2	0.0	0	0.0	.	.	
AMERICAN ECONOMY INS CO	19690	1	0.0	0	0.0	.	.	
AMERICAN MERCURY INS CO	16810	5	0.1	0	0.0	.	.	
AMERICAN MODERN HOME INS CO	23469	2	0.0	0	0.0	.	.	
AMERICAN RELIABLE INS CO	19615	5	0.1	0	0.0	.	.	
AMERICAN STATES INS CO	19704	1	0.0	0	0.0	.	.	
AMERISURE INS CO	19488	1	0.0	0	0.0	.	.	
ARCH SPECIALTY INS CO	21199	1	0.0	0	0.0	.	.	
AUTO CLUB S INS CO	41041	1	0.0	0	0.0	.	.	
BANKERS INS CO	33162	1	0.0	0	0.0	.	.	
CAPITOL SPECIALTY INS CORP	10328	1	0.0	0	0.0	.	.	
CHARTER OAK FIRE INS CO	25615	1	0.0	0	0.0	.	.	
CHUBB NATL INS CO	10052	2	0.0	0	0.0	.	.	
COLONY SPECIALTY INS CO	36927	1	0.0	0	0.0	.	.	
COOPERATIVA D SEGUROS MULTIPLES PR	18163	4	0.1	0	0.0	.	.	
COUNTRY MUT INS CO	20990	1	0.0	0	0.0	.	.	
CYPRESS INS CO	29661	3	0.1	0	0.0	.	.	
FIDELITY FIRE & CASUALTY CO	10186	10	0.2	0	0.0	.	.	
FRONTLINE INS UNLIMITED ..CO	10074	2	0.0	0	0.0	.	.	
GENERALI US BRANCH	11231	1	0.0	0	0.0	.	.	
GREAT AMER E&S INS CO	37532	1	0.0	0	0.0	.	.	
GREAT AMER INS CO OF NY	22136	1	0.0	0	0.0	.	.	
GUIDEONE ELITE INS CO	42803	1	0.0	0	0.0	.	.	
HOMEWISER INS CO	10149	3	0.1	0	0.0	.	.	
HOMEWISER INS CO INC	12438	2	0.0	0	0.0	.	.	
HUDSON INS CO	25054	1	0.0	0	0.0	.	.	
LIBERTY MUT INS CO	23043	13	0.2	0	0.0	.	.	

*SORTED BY PREMIUMS

CONSUMER COMPLAINT RATIOS*, BY PRODUCT TYPE
 CALENDAR YEAR 2015
 PURSUANT TO SECTION 624.313(1)(i), F.S.; RULE 690-142.002, F.A.C.

COMPANY	NAIC COMPANY CODE	CONFIRMED COMPLAINTS		PREMIUMS		COMPLAINT INDEX		
		COUNT	%	AMOUNT (\$)	%	VALUE	VS. PRODUCT TYPE INDEX	
GROUP LIFE, CONFIRMED COMPLAINTS: 81 PREMIUMS: \$1,527,929,323 COMPLAINT INDEX: 1.00								
MASSACHUSETTS MUT LIFE INS CO	65935	1	1.2	80,715,979	5.3	0.23	-77%	
LIFE INS CO OF N AMER	65498	4	4.9	67,460,301	4.4	1.12	12%	
AETNA LIFE INS CO	60054	4	4.9	54,271,428	3.6	1.39	39%	
UNUM LIFE INS CO OF AMER	62235	3	3.7	53,855,684	3.5	1.05	5%	
LINCOLN NATL LIFE INS CO	65676	2	2.5	48,523,685	3.2	0.78	-22%	
HARTFORD LIFE & ACCIDENT INS CO	70815	3	3.7	46,285,347	3.0	1.22	22%	
STANDARD INS CO	69019	2	2.5	41,216,871	2.7	0.92	-8%	
US BR SUN LIFE ASSUR CO OF CANADA	80802	1	1.2	36,142,469	2.4	0.52	-48%	
TRUSTMARK INS CO	61425	1	1.2	30,743,778	2.0	0.61	-39%	
GLOBE LIFE & ACCIDENT INS CO	91472	6	7.4	27,818,689	1.8	4.07	307%	
GUARDIAN LIFE INS CO OF AMER	64246	2	2.5	23,152,537	1.5	1.63	63%	
RELIASTAR LIFE INS CO	67105	2	2.5	15,504,002	1.0	2.43	143%	
AAA LIFE INS CO	71854	2	2.5	14,995,430	1.0	2.52	152%	
TRANSAMERICA LIFE INS CO	86231	1	1.2	10,539,105	0.7	1.79	79%	
METLIFE INS CO USA	87726	1	1.2	5,716,400	0.4	3.30	230%	
NEW YORK LIFE INS & ANN CORP	91596	1	1.2	5,616,369	0.4	3.36	236%	
AMERICAN GEN LIFE INS CO	60488	1	1.2	3,469,858	0.2	5.44	444%	
ALLSTATE LIFE INS CO	60186	3	3.7	2,232,519	0.1	25.35	2435%	
TRANSAMERICA PREMIER LIFE INS CO	66281	7	8.6	1,682,022	0.1	78.50	7750%	
AMERICAN NATL INS CO	60739	1	1.2	1,033,855	0.1	18.25	1725%	
JACKSON NATL LIFE INS CO	65056	1	1.2	801,256	0.1	23.54	2254%	
PROTECTIVE LIFE INS CO	68136	1	1.2	673,577	0.0	28.00	2700%	
COLONIAL LIFE & ACCIDENT INS CO	62049	1	1.2	636,610	0.0	29.63	2863%	
KANAWHA INS CO	65110	1	1.2	369,493	0.0	51.05	5005%	
LINCOLN HERITAGE LIFE INS CO	65927	1	1.2	269,407	0.0	70.02	6902%	
STANDARD SECURITY LIFE INS CO OF NY	69078	1	1.2	13,370	0.0	1,410.87	140987%	
BANKERS LIFE & CAS CO	61263	1	1.2	0	0.0	.	.	
PROFESSIONAL INS CO	68047	1	1.2	0	0.0	.	.	
STONEBRIDGE LIFE INS CO	65021	2	2.5	0	0.0	.	.	
HOMEOWNERS, CONFIRMED COMPLAINTS: 5,307 PREMIUMS: \$8,772,206,245 COMPLAINT INDEX: 1.00								
UNIVERSAL PROP & CAS INS	10861	392	7.4	741,441,098	8.5	0.87	-13%	
STATE FARM FL INS CO	10739	234	4.4	613,803,081	7.0	0.63	-37%	
CITIZENS PROP INS CORP	10064	945	17.8	503,904,885	5.7	3.10	210%	
FEDERATED NATL INS CO	10790	161	3.0	407,770,923	4.6	0.65	-35%	
HOMEOWNERS CHOICE PROP & CAS INS CO	12944	112	2.1	361,786,396	4.1	0.51	-49%	
HERITAGE PROP & CAS INS CO	14407	202	3.8	342,175,864	3.9	0.98	-2%	
UNITED PROP & CAS INS CO	10969	311	5.9	276,784,460	3.2	1.86	86%	
FLORIDA PENINSULA INS CO	10132	179	3.4	261,625,851	3.0	1.13	13%	
UNITED SERV AUTOMOBILE ASSN	25941	13	0.2	259,350,052	3.0	0.08	-92%	
PEOPLES TRUST INS CO	13125	168	3.2	257,649,935	2.9	1.08	8%	
SECURITY FIRST INS CO	10117	289	5.4	246,268,563	2.8	1.94	94%	
ST JOHNS INS CO INC	11844	115	2.2	235,990,008	2.7	0.81	-19%	
TOWER HILL PRIME INS CO	11027	100	1.9	212,516,145	2.4	0.78	-22%	
FIRST PROTECTIVE INS CO	10897	56	1.1	205,309,777	2.3	0.45	-55%	
FEDERAL INS CO	20281	2	0.0	175,199,149	2.0	0.02	-98%	
AMERICAN INTEGRITY INS CO OF FL	12841	331	6.2	168,817,602	1.9	3.24	224%	
ALL COMPANIES WITH ZERO COMPLAINTS	.	0	0.0	161,145,767	1.8	0.00	-100%	
AIG PROP CAS CO	19402	1	0.0	146,381,216	1.7	0.01	-99%	
USAA CAS INS CO	25968	33	0.6	133,115,143	1.5	0.41	-59%	
TOWER HILL PREFERRED INS CO	29050	62	1.2	130,212,776	1.5	0.79	-21%	
TOWER HILL SIGNATURE INS CO	12538	77	1.5	129,673,081	1.5	0.98	-2%	
OLYMPUS INS CO	12954	70	1.3	125,057,934	1.4	0.93	-7%	

*SORTED BY PREMIUMS

CONSUMER COMPLAINT RATIOS*, BY PRODUCT TYPE
 CALENDAR YEAR 2015
 PURSUANT TO SECTION 624.313(1)(i), F.S.; RULE 690-142.002, F.A.C.

COMPANY	NAIC COMPANY CODE	CONFIRMED COMPLAINTS		PREMIUMS		COMPLAINT INDEX		
		COUNT	%	AMOUNT (\$)	%	VALUE	VS. PRODUCT TYPE INDEX	
HOMEOWNERS, CONFIRMED COMPLAINTS: 5,307 PREMIUMS: \$8,772,206,245 COMPLAINT INDEX: 1.00								
LIBERTY MUT MID ATLANTIC INS CO	14486	1	0.0	0	0.0	.	.	
MOUNT VERNON FIRE INS CO	26522	1	0.0	0	0.0	.	.	
NATIONWIDE MUT INS CO	23787	2	0.0	0	0.0	.	.	
NATIONWIDE PROP & CAS INS CO	37877	1	0.0	0	0.0	.	.	
NGM INS CO	14788	1	0.0	0	0.0	.	.	
NORTH POINTE INS CO	27740	1	0.0	0	0.0	.	.	
NORTHERN CAPITAL INS CO	12568	1	0.0	0	0.0	.	.	
NORTHFIELD INS CO	27987	1	0.0	0	0.0	.	.	
PEACHTREE CAS INS CO	25755	1	0.0	0	0.0	.	.	
PHILADELPHIA IND INS CO	18058	1	0.0	0	0.0	.	.	
PROGRESSIVE AMER INS CO	24252	1	0.0	0	0.0	.	.	
PURE INS CO	13204	1	0.0	0	0.0	.	.	
SAFECO INS CO OF AMER	24740	1	0.0	0	0.0	.	.	
STANDARD GUAR INS CO	42986	1	0.0	0	0.0	.	.	
STATE FARM FIRE & CAS CO	25143	19	0.4	0	0.0	.	.	
STATE FARM GEN INS CO	25151	4	0.1	0	0.0	.	.	
STATE FARM MUT AUTO INS CO	25178	1	0.0	0	0.0	.	.	
SUNSHINE STATE INS CO	10860	6	0.1	0	0.0	.	.	
TRAVELERS IND CO	25658	2	0.0	0	0.0	.	.	
TRAVELERS PROP CAS CO OF AMER	25674	1	0.0	0	0.0	.	.	
UNDERWRITERS AT LLOYD'S LONDON	15642	9	0.2	0	0.0	.	.	
UNITED CAS INS CO OF AMER	11142	14	0.3	0	0.0	.	.	
UNIVERSAL INS CO	31704	1	0.0	0	0.0	.	.	
WESTERN WORLD INS CO	13196	1	0.0	0	0.0	.	.	
WINDHAVEN INS CO	12541	1	0.0	0	0.0	.	.	
WRIGHT NATL FLOOD INS CO	11523	2	0.0	0	0.0	.	.	
HORACE MANN INS CO	22578	3	0.1	-1,613	-0.0	.	.	
INDIVIDUAL ACCIDENT AND HEALTH, CONFIRMED COMPLAINTS: 3,600 PREMIUMS: \$9,612,873,160 COMPLAINT INDEX: 1.00								
BCBS OF FL	98167	864	24.0	2,778,693,485	28.9	0.83	-17%	
HUMANA MEDICAL PLAN INC	95270	322	8.9	1,036,824,758	10.8	0.83	-17%	
COVENTRY HLTH CARE OF FL INC	95114	369	10.3	706,681,351	7.4	1.39	39%	
UNITED HLTHCARE OF FL INC	95264	355	9.9	626,128,134	6.5	1.51	51%	
HEALTH OPTIONS INC	95089	149	4.1	568,120,876	5.9	0.70	-30%	
MOLINA HLTHCARE OF FL INC	13128	65	1.8	403,474,839	4.2	0.43	-57%	
AMERICAN FAMILY LIFE ASSUR CO OF COL	60380	13	0.4	319,083,543	3.3	0.11	-89%	
ALL COMPANIES WITH ZERO COMPLAINTS	.	0	0.0	288,043,765	3.0	0.00	-100%	
CIGNA HLTH & LIFE INS CO	67369	114	3.2	286,429,746	3.0	1.06	6%	
TIME INS CO	69477	40	1.1	241,240,565	2.5	0.44	-56%	
PREFERRED MEDICAL PLAN INC	95271	102	2.8	201,151,981	2.1	1.35	35%	
CONNECTICUT GEN LIFE INS CO	62308	25	0.7	155,722,490	1.6	0.43	-57%	
GENWORTH LIFE INS CO	70025	12	0.3	128,471,136	1.3	0.25	-75%	
AETNA HLTH INC FL CORP	95088	43	1.2	116,434,330	1.2	0.99	-1%	
JOHN HANCOCK LIFE INS CO USA	65838	12	0.3	112,733,185	1.2	0.28	-72%	
WELLCARE OF FL INC	95081	24	0.7	96,239,700	1.0	0.67	-33%	
UNITEDHEALTHCARE LIFE INS CO	97179	17	0.5	91,199,870	0.9	0.50	-50%	
UNITED AMER INS CO	92916	11	0.3	85,326,679	0.9	0.34	-66%	
COLONIAL LIFE & ACCIDENT INS CO	62049	8	0.2	85,217,293	0.9	0.25	-75%	
BANKERS LIFE & CAS CO	61263	18	0.5	76,593,813	0.8	0.63	-37%	
NORTHWESTERN MUT LIFE INS CO	67091	1	0.0	64,092,650	0.7	0.04	-96%	
AMERIGROUP FL INC	95093	3	0.1	60,587,416	0.6	0.13	-87%	
METROPOLITAN LIFE INS CO	65978	15	0.4	59,809,374	0.6	0.67	-33%	
HUMANA HLTH INS CO OF FL INC	69671	64	1.8	56,438,593	0.6	3.03	203%	

*SORTED BY PREMIUMS

CONSUMER COMPLAINT RATIOS*, BY PRODUCT TYPE
CALENDAR YEAR 2015
PURSUANT TO SECTION 624.313(1)(i), F.S.; RULE 690-142.002, F.A.C.

COMPANY	NAIC COMPANY CODE	CONFIRMED COMPLAINTS		PREMIUMS		COMPLAINT INDEX	
		COUNT	%	AMOUNT (\$)	%	VALUE	VS. PRODUCT TYPE INDEX
INDIVIDUAL ACCIDENT AND HEALTH, CONFIRMED COMPLAINTS: 3,600		PREMIUMS: \$9,612,873,160		COMPLAINT INDEX: 1.00			
AVMED INC	95263	12	0.3	54,913,895	0.6	0.58	-42%
COLONIAL PENN LIFE INS CO	62065	8	0.2	53,886,170	0.6	0.40	-60%
MUTUAL OF OMAHA INS CO	71412	11	0.3	48,607,866	0.5	0.60	-40%
AMERICAN HERITAGE LIFE INS CO	60534	17	0.5	45,977,289	0.5	0.99	-1%
FLORIDA COMBINED LIFE INS CO INC	76031	36	1.0	44,950,925	0.5	2.14	114%
STATE FARM MUT AUTO INS CO	25178	3	0.1	42,731,812	0.4	0.19	-81%
SUNSHINE STATE HLTH PLAN INC	13148	41	1.1	37,594,509	0.4	2.91	191%
HEALTH FIRST HEALTH PLANS INC	95019	3	0.1	37,560,495	0.4	0.21	-79%
PRINCIPAL LIFE INS CO	61271	1	0.0	29,711,179	0.3	0.09	-91%
USAA LIFE INS CO	69663	4	0.1	28,601,065	0.3	0.37	-63%
TRANSAMERICA LIFE INS CO	86231	5	0.1	28,179,674	0.3	0.47	-53%
MASSACHUSETTS MUT LIFE INS CO	65935	1	0.0	28,119,693	0.3	0.09	-91%
WASHINGTON NATL INS CO	70319	4	0.1	26,886,946	0.3	0.40	-60%
FLORIDA HLTH CARE PLAN INC	13567	3	0.1	24,976,671	0.3	0.32	-68%
CONTINENTAL CAS CO	20443	12	0.3	23,710,353	0.2	1.35	35%
TRUSTMARK INS CO	61425	1	0.0	22,878,027	0.2	0.12	-88%
CONSTITUTION LIFE INS CO	62359	4	0.1	20,828,026	0.2	0.51	-49%
UNUM LIFE INS CO OF AMER	62235	6	0.2	20,684,944	0.2	0.77	-23%
METLIFE INS CO USA	87726	8	0.2	20,662,414	0.2	1.03	3%
COMBINED INS CO OF AMER	62146	3	0.1	15,485,220	0.2	0.52	-48%
COVENTRY HLTH PLAN OF FL INC	95266	45	1.3	13,953,008	0.1	8.61	761%
GUARDIAN LIFE INS CO OF AMER	64246	42	1.2	13,761,311	0.1	8.15	715%
JOHN HANCOCK LIFE & HLTH INS CO	93610	5	0.1	13,525,281	0.1	0.99	-1%
LIBERTY NATL LIFE INS CO	65331	5	0.1	13,230,707	0.1	1.01	1%
STANDARD INS CO	69019	4	0.1	12,608,516	0.1	0.85	-15%
AETNA LIFE INS CO	60054	69	1.9	12,482,524	0.1	14.76	1376%
CHESAPEAKE LIFE INS CO	61832	4	0.1	11,599,340	0.1	0.92	-8%
GERBER LIFE INS CO	70939	1	0.0	11,058,583	0.1	0.24	-76%
HCC LIFE INS CO	92711	7	0.2	11,000,182	0.1	1.70	70%
UNION SECURITY INS CO	70408	3	0.1	10,670,058	0.1	0.75	-25%
PRUDENTIAL INS CO OF AMER	68241	1	0.0	10,560,271	0.1	0.25	-75%
UNITED WORLD LIFE INS CO	72850	2	0.1	10,452,971	0.1	0.51	-49%
ALLIANZ LIFE INS CO OF N AMER	90611	1	0.0	10,199,665	0.1	0.26	-74%
GOLDEN RULE INS CO	62286	28	0.8	10,001,962	0.1	7.48	648%
CONTINENTAL LIFE INS CO BRENTWOOD	68500	1	0.0	9,618,147	0.1	0.28	-72%
SENIOR HLTH INS CO OF PA	76325	15	0.4	9,449,740	0.1	4.24	324%
TRANSAMERICA PREMIER LIFE INS CO	66281	10	0.3	9,332,361	0.1	2.86	186%
UNITED TEACHER ASSOC INS CO	63479	1	0.0	9,238,716	0.1	0.29	-71%
MEDICO INS CO	31119	3	0.1	8,583,453	0.1	0.93	-7%
AMERICAN GEN LIFE INS CO	60488	6	0.2	8,167,235	0.1	1.96	96%
GENWORTH LIFE INS CO OF NY	72990	1	0.0	7,928,361	0.1	0.34	-66%
PHYSICIANS MUT INS CO	80578	3	0.1	7,367,970	0.1	1.09	9%
CONTINENTAL GEN INS CO	71404	1	0.0	7,001,798	0.1	0.38	-62%
FIDELITY SECURITY LIFE INS CO	71870	1	0.0	6,899,926	0.1	0.39	-61%
KANAWHA INS CO	65110	17	0.5	5,705,200	0.1	7.96	696%
AMERICAN FIDELITY ASSUR CO	60410	1	0.0	5,179,264	0.1	0.52	-48%
CMFG LIFE INS CO	62626	2	0.1	4,278,364	0.0	1.25	25%
MEDAMERICA INS CO OF FL	12967	1	0.0	4,117,435	0.0	0.65	-35%
USABLE LIFE	94358	1	0.0	4,044,662	0.0	0.66	-34%
ILLINOIS MUT LIFE INS CO	64580	1	0.0	3,701,203	0.0	0.72	-28%
LINCOLN NATL LIFE INS CO	65676	1	0.0	3,564,890	0.0	0.75	-25%

*SORTED BY PREMIUMS

CONSUMER COMPLAINT RATIOS*, BY PRODUCT TYPE
 CALENDAR YEAR 2015
 PURSUANT TO SECTION 624.313(1)(i), F.S.; RULE 690-142.002, F.A.C.

COMPANY	NAIC COMPANY CODE	CONFIRMED COMPLAINTS		PREMIUMS		COMPLAINT INDEX	
		COUNT	%	AMOUNT (\$)	%	VALUE	VS. PRODUCT TYPE INDEX
INDIVIDUAL ACCIDENT AND HEALTH, CONFIRMED COMPLAINTS: 3,600		PREMIUMS: \$9,612,873,160		COMPLAINT INDEX: 1.00			
GUARANTEE TRUST LIFE INS CO	64211	2	0.1	3,383,089	0.0	1.58	58%
LIFESECURE INS CO	77720	1	0.0	3,312,907	0.0	0.81	-19%
JACKSON NATL LIFE INS CO	65056	2	0.1	3,282,177	0.0	1.63	63%
AMERICAN INCOME LIFE INS CO	60577	1	0.0	3,112,197	0.0	0.86	-14%
AMERICAN RETIREMENT LIFE INS CO	88366	1	0.0	2,954,493	0.0	0.90	-10%
HEARTLAND NATL LIFE INS CO	66214	3	0.1	2,823,331	0.0	2.84	184%
AF&L INS CO	35963	1	0.0	2,711,190	0.0	0.98	-2%
GLOBE LIFE & ACCIDENT INS CO	91472	2	0.1	2,041,343	0.0	2.62	162%
MINNESOTA LIFE INS CO	66168	1	0.0	1,739,999	0.0	1.53	53%
PYRAMID LIFE INS CO	68284	2	0.1	1,384,187	0.0	3.86	286%
FAMILY LIFE INS CO	63053	1	0.0	1,294,063	0.0	2.06	106%
UNITED INS CO OF AMER	69930	1	0.0	1,163,591	0.0	2.29	129%
FREEDOM LIFE INS CO OF AMER	62324	7	0.2	1,079,018	0.0	17.32	1632%
TEACHERS INS & ANN ASSOC OF AMER	69345	1	0.0	927,747	0.0	2.88	188%
GOVERNMENT PERSONNEL MUT LIFE INS CO	63967	1	0.0	899,507	0.0	2.97	197%
AMERICAN PROGRESSIVE L&H INS OF NY	80624	1	0.0	855,927	0.0	3.12	212%
WILCO LIFE INS CO	65900	3	0.1	523,108	0.0	15.31	1431%
STARMOUNT LIFE INS CO	68985	1	0.0	506,109	0.0	5.28	428%
NATIONAL UNION FIRE INS CO OF PITTS	19445	6	0.2	338,838	0.0	47.28	4628%
CENTRAL UNITED LIFE INS CO	61883	1	0.0	280,746	0.0	9.51	851%
TRANSAMERICA FINANCIAL LIFE INS CO	70688	1	0.0	220,942	0.0	12.09	1109%
LIFE INS CO OF N AMER	65498	4	0.1	216,189	0.0	49.41	4841%
UNIFIED LIFE INS CO	11121	1	0.0	211,596	0.0	12.62	1162%
CELTIC INS CO	80799	1	0.0	196,528	0.0	13.59	1259%
RELIASTAR LIFE INS CO OF NY	61360	1	0.0	184,333	0.0	14.49	1349%
UNITED STATES LIFE INS CO IN THE CIT	70106	2	0.1	115,756	0.0	46.14	4514%
INDEPENDENCE AMER INS CO	26581	1	0.0	112,872	0.0	23.66	2266%
ALLSTATE LIFE INS CO	60186	1	0.0	63,456	0.0	42.08	4108%
CONTINENTAL AMER INS CO	71730	2	0.1	61,613	0.0	86.68	8568%
AAA LIFE INS CO	71854	1	0.0	60,406	0.0	44.20	4320%
FEDERAL INS CO	20281	1	0.0	57,745	0.0	46.24	4524%
MID WEST NATL LIFE INS CO OF TN	66087	3	0.1	47,121	0.0	170.00	16900%
AMERICAN BANKERS LIFE ASSUR CO OF FL	60275	1	0.0	35,455	0.0	75.31	7431%
HARTFORD LIFE & ACCIDENT INS CO	70815	2	0.1	19,060	0.0	280.19	27919%
RELIASTAR LIFE INS CO	67105	1	0.0	16,993	0.0	157.14	15614%
RELIANCE STANDARD LIFE INS CO	68381	3	0.1	9,759	0.0	820.86	81986%
AMERICAN HLTH & LIFE INS CO	60518	2	0.1	5,898	0.0	905.47	90447%
FIRST HLTH LIFE & HLTH INS CO	90328	2	0.1	4,488	0.0	1,189.95	118895%
SYMETRA LIFE INS CO	68608	1	0.0	3,192	0.0	836.54	83554%
COMPANION LIFE INS CO	77828	8	0.2	3,024	0.0	7,064.13	706313%
UNICARE LIFE & HLTH INS CO	80314	1	0.0	1,223	0.0	2,183.35	218235%
NEIGHBORHOOD HLTH PARTNERSHIP INC	95123	3	0.1	263	0.0	30,459.04	3045804%
LIBERTY LIFE ASSUR CO OF BOSTON	65315	2	0.1	71	0.0	75,218.10	7521710%
AEGIS SECURITY INS CO	33898	1	0.0	0	0.0	.	.
AETNA HLTH INS CO	72052	16	0.4	0	0.0	.	.
AETNA LIFE INS CO OF AMERICA	97101	1	0.0	0	0.0	.	.
AIG PROP CAS CO	19402	1	0.0	0	0.0	.	.
AMERICAN FAMILY HOME INS CO	23450	1	0.0	0	0.0	.	.
AMERICAN GENERAL LIFE & ACCIDENT INS CO	66672	1	0.0	0	0.0	.	.
AMERICAN PIONEER LIFE INS CO	60763	10	0.3	0	0.0	.	.
ATLANTIC SPECIALTY INS CO	27154	1	0.0	0	0.0	.	.

*SORTED BY PREMIUMS

CONSUMER COMPLAINT RATIOS*, BY PRODUCT TYPE
 CALENDAR YEAR 2015
 PURSUANT TO SECTION 624.313(1)(i), F.S.; RULE 690-142.002, F.A.C.

COMPANY	NAIC COMPANY CODE	CONFIRMED COMPLAINTS		PREMIUMS		COMPLAINT INDEX	
		COUNT	%	AMOUNT (\$)	%	VALUE	VS. PRODUCT TYPE INDEX
INDIVIDUAL ACCIDENT AND HEALTH, CONFIRMED COMPLAINTS: 3,600		PREMIUMS: \$9,612,873,160		COMPLAINT INDEX: 1.00			
AVMED HEALTH INS CO	82516	1	0.0	0	0.0		
BEHEALTHY FLORIDA INC	15118	1	0.0	0	0.0		
BUPA INS CO	81647	2	0.1	0	0.0		
CAREPLUS HLTH PLANS INC	95092	13	0.4	0	0.0		
CIGNA DENTAL HLTH OF KS INC	52024	1	0.0	0	0.0		
COMPBENEFITS CO	52015	6	0.2	0	0.0		
COMPBENEFITS INS CO	60984	2	0.1	0	0.0		
COVENTRY SUMMIT HEALTH PLAN INC	10771	1	0.0	0	0.0		
DELTA DENTAL INS CO	81396	31	0.9	0	0.0		
FLORIDA HLTHCARE PLUS INC	14050	5	0.1	0	0.0		
FREEDOM HLTH INC	10119	8	0.2	0	0.0		
GEICO GEN INS CO	35882	1	0.0	0	0.0		
HARTFORD ACCIDENT & IND CO	22357	2	0.1	0	0.0		
HEALTH OPTIONS CONNECT INC	95014	1	0.0	0	0.0		
HEALTH SUN HLTH PLANS	10122	1	0.0	0	0.0		
HEALTHEASE OF FLORIDA INC	52631	2	0.1	0	0.0		
HEALTHY PALM BEACHES INC	95827	1	0.0	0	0.0		
HUMANA ADVANTAGECARE PLAN INC	10126	3	0.1	0	0.0		
HUMANADENTAL INS CO	70580	6	0.2	0	0.0		
JOHN HANCOCK LIFE INS CO	65099	1	0.0	0	0.0		
LYNDON SOUTHERN INS CO	10051	1	0.0	0	0.0		
MEDICA HLTHCARE PLANS INC	12155	4	0.1	0	0.0		
NATIONAL STATES INS CO	60593	2	0.1	0	0.0		
OPTIMUM HLTHCARE INC	12259	5	0.1	0	0.0		
PENN TREATY NTRK AMER INS CO	63282	3	0.1	0	0.0		
PENNSYLVANIA LIFE INS CO	67660	2	0.1	0	0.0		
PREFERRED CARE PARTNERS INC	11176	3	0.1	0	0.0		
PREMIER ACCESS INS CO	60237	1	0.0	0	0.0		
SAFEGUARD HLTH PLANS INC	52009	4	0.1	0	0.0		
SILVERSCRIPT INS CO	12575	5	0.1	0	0.0		
SIMPLY HLTHCARE PLANS INC	13726	6	0.2	0	0.0		
SOLSTICE BENEFITS INC	12341	7	0.2	0	0.0		
STONEBRIDGE LIFE INS CO	65021	2	0.1	0	0.0		
ULTIMATE HLTH PLANS INC	14243	2	0.1	0	0.0		
UNITED CONCORDIA DENTAL PLANS OF FLORIDA INC	52020	1	0.0	0	0.0		
UNITED CONCORDIA INS CO	85766	3	0.1	0	0.0		
UNITED STATES FIRE INS CO	21113	1	0.0	0	0.0		
UNITEDHEALTHCARE INS CO	79413	131	3.6	0	0.0		
UNIVERSAL UNDERWRITERS LIFE INS CO	70173	1	0.0	0	0.0		
US BR SUN LIFE ASSUR CO OF CANADA	80802	1	0.0	0	0.0		
WELLCARE HLTH INS OF AZ INC	83445	2	0.1	0	0.0		
ZURICH AMER INS CO	16535	1	0.0	0	0.0		
MEDICA HLTH PLANS OF FL INC	12756	4	0.1	-23,909	-0.0		
COVENTRY HLTH & LIFE INS CO	81973	22	0.6	-185,765	-0.0		
HUMANA INS CO	73288	69	1.9	-4,148,565	-0.0		
INDIVIDUAL ANNUITY, CONFIRMED COMPLAINTS: 172		PREMIUMS: \$15,827,995,758		COMPLAINT INDEX: 1.00			
ALL COMPANIES WITH ZERO COMPLAINTS		0	0.0	2,965,578,047	18.7	0.00	-100%
JACKSON NATL LIFE INS CO	65056	5	2.9	1,574,050,327	9.9	0.29	-71%
LINCOLN NATL LIFE INS CO	65676	1	0.6	1,229,580,025	7.8	0.07	-93%
AMERICAN GEN LIFE INS CO	60488	8	4.7	1,212,415,385	7.7	0.61	-39%
ALLIANZ LIFE INS CO OF N AMER	90611	10	5.8	795,389,221	5.0	1.16	16%
PRUCO LIFE INS CO	79227	1	0.6	660,501,621	4.2	0.14	-86%

*SORTED BY PREMIUMS

CONSUMER COMPLAINT RATIOS*, BY PRODUCT TYPE
 CALENDAR YEAR 2015
 PURSUANT TO SECTION 624.313(1)(i), F.S.; RULE 690-142.002, F.A.C.

COMPANY	NAIC COMPANY CODE	CONFIRMED COMPLAINTS		PREMIUMS		COMPLAINT INDEX	
		COUNT	%	AMOUNT (\$)	%	VALUE	VS. PRODUCT TYPE INDEX
INDIVIDUAL ANNUITY, CONFIRMED COMPLAINTS: 172		PREMIUMS: \$15,827,995,758		COMPLAINT INDEX: 1.00			
AMERICAN EQUITY INVEST LIFE INS CO	92738	6	3.5	648,532,190	4.1	0.85	-15%
NEW YORK LIFE INS & ANN CORP	91596	3	1.7	630,372,427	4.0	0.44	-56%
FORETHOUGHT LIFE INS CO	91642	2	1.2	618,762,405	3.9	0.30	-70%
TRANSAMERICA LIFE INS CO	86231	5	2.9	605,916,250	3.8	0.76	-24%
METLIFE INS CO USA	87726	3	1.7	520,702,697	3.3	0.53	-47%
SYMETRA LIFE INS CO	68608	1	0.6	369,455,271	2.3	0.25	-75%
GREAT AMER LIFE INS CO	63312	1	0.6	351,565,570	2.2	0.26	-74%
VARIABLE ANN LIFE INS CO	70238	7	4.1	346,668,313	2.2	1.86	86%
RIVERSOURCE LIFE INS CO	65005	1	0.6	327,422,360	2.1	0.28	-72%
MIDLAND NATL LIFE INS CO	66044	1	0.6	310,718,064	2.0	0.30	-70%
SECURITY BENEFIT LIFE INS CO	68675	5	2.9	276,064,312	1.7	1.67	67%
PRINCIPAL LIFE INS CO	61271	1	0.6	241,170,501	1.5	0.38	-62%
METROPOLITAN LIFE INS CO	65978	3	1.7	195,406,804	1.2	1.41	41%
FIDELITY INVESTMENTS LIFE INS CO	93696	2	1.2	179,543,543	1.1	1.03	3%
FIDELITY & GUAR LIFE INS CO	63274	5	2.9	174,949,301	1.1	2.63	163%
ATHENE ANN & LIFE CO	61689	3	1.7	172,413,514	1.1	1.60	60%
EQUITRUST LIFE INS CO	62510	2	1.2	133,820,995	0.8	1.38	38%
NORTH AMER CO LIFE & HLTH INS	66974	4	2.3	130,058,917	0.8	2.83	183%
VOYA INS & ANN CO	80942	7	4.1	129,382,730	0.8	4.98	398%
PHL VARIABLE INS CO	93548	1	0.6	124,834,859	0.8	0.74	-26%
LIFE INS CO OF THE SOUTHWEST	65528	1	0.6	118,607,589	0.7	0.78	-22%
GUARDIAN INS & ANN CO INC	78778	1	0.6	113,690,079	0.7	0.81	-19%
SENTINEL SECURITY LIFE INS CO	68802	1	0.6	109,795,638	0.7	0.84	-16%
BANKERS LIFE & CAS CO	61263	4	2.3	76,305,896	0.5	4.82	382%
NATIONAL WESTERN LIFE INS CO	66850	3	1.7	70,386,022	0.4	3.92	292%
MINNESOTA LIFE INS CO	66168	1	0.6	64,452,939	0.4	1.43	43%
NATIONWIDE LIFE INS CO	66869	2	1.2	49,477,042	0.3	3.72	272%
GENWORTH LIFE & ANN INS CO	65536	1	0.6	47,017,801	0.3	1.96	96%
DELAWARE LIFE INS CO	79065	3	1.7	42,587,164	0.3	6.48	548%
STATE FARM LIFE INS CO	69108	1	0.6	39,396,253	0.2	2.34	134%
RELIANCE STANDARD LIFE INS CO	68381	1	0.6	38,654,782	0.2	2.38	138%
ZURICH AMER LIFE INS CO	90557	42	24.4	25,153,952	0.2	153.65	15265%
HORACE MANN LIFE INS CO	64513	1	0.6	22,903,673	0.1	4.02	302%
HARTFORD LIFE & ANN INS CO	71153	1	0.6	16,375,421	0.1	5.62	462%
OXFORD LIFE INS CO	76112	1	0.6	14,409,286	0.1	6.39	539%
HARTFORD LIFE INS CO	88072	1	0.6	12,066,066	0.1	7.63	663%
JOHN HANCOCK LIFE INS CO USA	65838	2	1.2	10,366,921	0.1	17.75	1675%
PRUDENTIAL INS CO OF AMER	68241	1	0.6	6,170,354	0.0	14.91	1391%
PRUDENTIAL ANN LIFE ASSUR CORP	86630	1	0.6	6,113,959	0.0	15.05	1405%
WESTERN SOUTHERN LIFE ASSUR CO	92622	1	0.6	5,396,230	0.0	17.05	1605%
COMMONWEALTH ANN & LIFE INS CO	84824	1	0.6	3,283,197	0.0	28.03	2703%
ALLSTATE LIFE INS CO	60186	1	0.6	2,770,270	0.0	33.22	3222%
NATIONAL INTEGRITY LIFE INS CO	75264	1	0.6	2,712,769	0.0	33.92	3292%
LIBERTY NATL LIFE INS CO	65331	1	0.6	2,557,451	0.0	35.98	3498%
TRANSAMERICA ADVISORS LIFE INS CO	79022	1	0.6	1,784,462	0.0	51.57	5057%
NATIONWIDE LIFE & ANN INS CO	92657	1	0.6	152,986	0.0	601.51	60051%
LOYAL AMER LIFE INS CO	65722	1	0.6	126,187	0.0	729.26	72826%
INVESTORS LIFE INS CO N AMER	63487	1	0.6	5,720	0.0	16,087.98	1608698%
AURORA NATL LIFE ASSUR CO	61182	1	0.6	0	0.0	.	.
CIGNA HLTH & LIFE INS CO	67369	1	0.6	0	0.0	.	.
JOHN HANCOCK LIFE & HLTH INS CO	93610	1	0.6	0	0.0	.	.

*SORTED BY PREMIUMS

CONSUMER COMPLAINT RATIOS*, BY PRODUCT TYPE
 CALENDAR YEAR 2015
 PURSUANT TO SECTION 624.313(1)(i), F.S.; RULE 690-142.002, F.A.C.

COMPANY	NAIC COMPANY CODE	CONFIRMED COMPLAINTS		PREMIUMS		COMPLAINT INDEX	
		COUNT	%	AMOUNT (\$)	%	VALUE	VS. PRODUCT TYPE INDEX
INDIVIDUAL ANNUITY, CONFIRMED COMPLAINTS: 172		PREMIUMS: \$15,827,995,758		COMPLAINT INDEX: 1.00			
METLIFE INVESTORS USA INS CO	61050	1	0.6	0	0.0	.	.
PHOENIX LIFE & ANN CO	93734	1	0.6	0	0.0	.	.
UNITED STATES LETTER CARRIERS MUT BE	56456	1	0.6	0	0.0	.	.
INDIVIDUAL LIFE, CONFIRMED COMPLAINTS: 647		PREMIUMS: \$7,276,956,267		COMPLAINT INDEX: 1.00			
ALL COMPANIES WITH ZERO COMPLAINTS	.	0	0.0	1,086,408,357	14.9	0.00	-100%
NORTHWESTERN MUT LIFE INS CO	67091	3	0.5	605,862,360	8.3	0.06	-94%
LINCOLN NATL LIFE INS CO	65676	14	2.2	391,277,696	5.4	0.40	-60%
JOHN HANCOCK LIFE INS CO USA	65838	12	1.9	352,020,937	4.8	0.38	-62%
MASSACHUSETTS MUT LIFE INS CO	65935	4	0.6	293,596,206	4.0	0.15	-85%
TRANSAMERICA LIFE INS CO	86231	19	2.9	266,024,875	3.7	0.80	-20%
GUARDIAN LIFE INS CO OF AMER	64246	4	0.6	224,608,236	3.1	0.20	-80%
AMERICAN GEN LIFE INS CO	60488	67	10.4	222,224,018	3.1	3.39	239%
PRUCO LIFE INS CO	79227	1	0.2	221,873,830	3.0	0.05	-95%
STATE FARM LIFE INS CO	69108	9	1.4	217,632,197	3.0	0.47	-53%
METLIFE INS CO USA	87726	4	0.6	187,192,466	2.6	0.24	-76%
NEW YORK LIFE INS CO	66915	9	1.4	182,869,995	2.5	0.55	-45%
AXA EQUITABLE LIFE INS CO	62944	3	0.5	168,742,734	2.3	0.20	-80%
METROPOLITAN LIFE INS CO	65978	14	2.2	146,698,969	2.0	1.07	7%
PRIMERICA LIFE INS CO	65919	10	1.5	140,491,000	1.9	0.80	-20%
NEW YORK LIFE INS & ANN CORP	91596	6	0.9	138,253,307	1.9	0.49	-51%
MIDLAND NATL LIFE INS CO	66044	4	0.6	132,971,312	1.8	0.34	-66%
MINNESOTA LIFE INS CO	66168	4	0.6	119,279,026	1.6	0.38	-62%
LINCOLN BENEFIT LIFE CO	65595	12	1.9	107,724,904	1.5	1.25	25%
PROTECTIVE LIFE INS CO	68136	3	0.5	98,010,946	1.3	0.34	-66%
UNITED OF OMAHA LIFE INS CO	69868	9	1.4	93,906,428	1.3	1.08	8%
RELIASTAR LIFE INS CO	67105	3	0.5	75,634,621	1.0	0.45	-55%
SECURITY LIFE OF DENVER INS CO	68713	4	0.6	75,439,110	1.0	0.60	-40%
TRANSAMERICA PREMIER LIFE INS CO	66281	23	3.6	74,947,888	1.0	3.45	245%
NORTH AMER CO LIFE & HLTH INS	66974	3	0.5	74,227,880	1.0	0.45	-55%
GENWORTH LIFE & ANN INS CO	65536	2	0.3	73,762,313	1.0	0.30	-70%
BANNER LIFE INS CO	94250	3	0.5	67,074,541	0.9	0.50	-50%
JACKSON NATL LIFE INS CO	65056	16	2.5	66,152,932	0.9	2.72	172%
USAA LIFE INS CO	69663	1	0.2	65,590,776	0.9	0.17	-83%
RIVERSOURCE LIFE INS CO	65005	1	0.2	61,409,491	0.8	0.18	-82%
HARTFORD LIFE & ANN INS CO	71153	9	1.4	60,795,552	0.8	1.67	67%
PRUDENTIAL INS CO OF AMER	68241	19	2.9	59,843,846	0.8	3.57	257%
PRINCIPAL LIFE INS CO	61271	1	0.2	50,602,064	0.7	0.22	-78%
LIFE INS CO OF THE SOUTHWEST	65528	3	0.5	45,704,247	0.6	0.74	-26%
MONY LIFE INS CO OF AMER	78077	2	0.3	44,355,378	0.6	0.51	-49%
LIBERTY NATL LIFE INS CO	65331	17	2.6	42,035,143	0.6	4.55	355%
BANKERS LIFE & CAS CO	61263	31	4.8	37,774,507	0.5	9.23	823%
AMERICAN NATL INS CO	60739	4	0.6	36,300,493	0.5	1.24	24%
SOUTHERN FARM BUREAU LIFE INS CO	68896	1	0.2	36,114,091	0.5	0.31	-69%
AMERITAS LIFE INS CORP	61301	2	0.3	35,292,941	0.5	0.64	-36%
WEST COAST LIFE INS CO	70335	1	0.2	34,194,857	0.5	0.33	-67%
AMERICAN INCOME LIFE INS CO	60577	4	0.6	32,391,888	0.4	1.39	39%
FIDELITY & GUAR LIFE INS CO	63274	7	1.1	30,908,126	0.4	2.55	155%
ALLSTATE LIFE INS CO	60186	6	0.9	28,075,272	0.4	2.40	140%
ATHENE ANN & LIFE CO	61689	3	0.5	27,761,742	0.4	1.22	22%
LINCOLN HERITAGE LIFE INS CO	65927	7	1.1	27,748,853	0.4	2.84	184%
STATE LIFE INS CO	69116	1	0.2	26,528,535	0.4	0.42	-58%
OHIO NATL LIFE ASSUR CORP	89206	1	0.2	26,144,928	0.4	0.43	-57%

*SORTED BY PREMIUMS

CONSUMER COMPLAINT RATIOS*, BY PRODUCT TYPE
CALENDAR YEAR 2015
PURSUANT TO SECTION 624.313(1)(i), F.S.; RULE 690-142.002, F.A.C.

COMPANY	NAIC COMPANY CODE	CONFIRMED COMPLAINTS		PREMIUMS		COMPLAINT INDEX		
		COUNT	%	AMOUNT (\$)	%	VALUE	VS. PRODUCT TYPE INDEX	
INDIVIDUAL LIFE, CONFIRMED COMPLAINTS: 647 PREMIUMS: \$7,276,956,267 COMPLAINT INDEX: 1.00								
ATHENE LIFE INS CO OF NY	63932	1	0.2	2,471,827	0.0	4.55	355%	
TIME INS CO	69477	4	0.6	2,446,023	0.0	18.39	1739%	
TRANSAMERICA FINANCIAL LIFE INS CO	70688	4	0.6	2,409,382	0.0	18.67	1767%	
WILCAC LIFE INS CO	62413	1	0.2	2,310,919	0.0	4.87	387%	
FORESTERS LIFE INS ANN CO	63495	1	0.2	2,235,779	0.0	5.03	403%	
CONSTITUTION LIFE INS CO	62359	3	0.5	2,210,956	0.0	15.26	1426%	
FLORIDA COMBINED LIFE INS CO INC	76031	1	0.2	2,064,326	0.0	5.45	445%	
COLUMBIAN MUT LIFE INS CO	62103	1	0.2	2,031,543	0.0	5.54	454%	
OCCIDENTAL LIFE INS CO OF NC	67148	1	0.2	1,938,144	0.0	5.80	480%	
PAVONIA LIFE INS CO OF MI	93777	1	0.2	1,879,878	0.0	5.98	498%	
SURETY LIFE INS CO	69310	1	0.2	1,848,302	0.0	6.09	509%	
KANAWHA INS CO	65110	1	0.2	1,805,116	0.0	6.23	523%	
AETNA LIFE INS CO	60054	1	0.2	1,789,370	0.0	6.29	529%	
SECURITY NATL LIFE INS CO	69485	1	0.2	1,786,561	0.0	6.30	530%	
HARTFORD LIFE & ACCIDENT INS CO	70815	2	0.3	1,729,082	0.0	13.01	1201%	
RESERVE NATL INS CO	68462	1	0.2	1,610,007	0.0	6.99	599%	
UNITED AMER INS CO	92916	3	0.5	1,468,536	0.0	22.98	2198%	
JOHN ALDEN LIFE INS CO	65080	1	0.2	1,357,552	0.0	8.28	728%	
STATE MUT INS CO	69132	2	0.3	1,254,628	0.0	17.93	1693%	
MOTORISTS LIFE INS CO	66311	1	0.2	1,120,024	0.0	10.04	904%	
MADISON NATL LIFE INS CO INC	65781	1	0.2	1,095,252	0.0	10.27	927%	
MANHATTAN LIFE INS CO	65870	2	0.3	1,067,395	0.0	21.07	2007%	
FAMILY LIFE INS CO	63053	1	0.2	1,048,128	0.0	10.73	973%	
INVESTORS LIFE INS CO N AMER	63487	2	0.3	961,487	0.0	23.40	2240%	
PROFESSIONAL INS CO	68047	1	0.2	960,670	0.0	11.71	1071%	
FEDERAL LIFE INS CO	63223	1	0.2	901,137	0.0	12.48	1148%	
LOYAL AMER LIFE INS CO	65722	1	0.2	641,214	0.0	17.54	1654%	
AMERICAN FIDELITY LIFE INS CO	60429	1	0.2	633,449	0.0	17.76	1676%	
BANKERS FIDELITY LIFE INS CO	61239	1	0.2	547,305	0.0	20.55	1955%	
UNUM INS CO	67601	1	0.2	161,356	0.0	69.70	6870%	
JOHN HANCOCK LIFE & HLTH INS CO	93610	1	0.2	157,385	0.0	71.46	7046%	
STERLING INVESTORS LIFE INS CO	89184	2	0.3	155,247	0.0	144.89	14389%	
PRUDENTIAL ANN LIFE ASSUR CORP	86630	1	0.2	142,119	0.0	79.14	7814%	
CENTRAL UNITED LIFE INS CO	61883	2	0.3	68,185	0.0	329.90	32890%	
ATLANTA LIFE INS CO	61093	1	0.2	55,636	0.0	202.16	20116%	
MONARCH LIFE INS CO	66265	1	0.2	42,928	0.0	262.00	26100%	
INTEGRITY LIFE INS CO	74780	1	0.2	32,705	0.0	343.90	34290%	
HOMESTEADERS LIFE CO	64505	1	0.2	17,060	0.0	659.27	65827%	
FAMILY SERV LIFE INS CO	74004	1	0.2	882	0.0	12,751.96	1275096%	
AIG PROP CAS CO	19402	1	0.2	0	0.0	.	.	
AMERICAN GENERAL LIFE & ACCIDENT INS CO	66672	6	0.9	0	0.0	.	.	
AVIVA LIFE INS CO	62898	1	0.2	0	0.0	.	.	
CUNA MUTUAL LIFE INS CO	65749	1	0.2	0	0.0	.	.	
HERITAGE UNION LIFE INS CO -EFF-6 17 14	62421	2	0.3	0	0.0	.	.	
HUMANA HLTH INS CO OF FL INC	69671	1	0.2	0	0.0	.	.	
INDEPENDENT ORDER OF FORESTERS US BR	58068	14	2.2	0	0.0	.	.	
JOHN HANCOCK LIFE INS CO	65099	1	0.2	0	0.0	.	.	
METLIFE INVESTORS USA INS CO	61050	5	0.8	0	0.0	.	.	
MUTUAL OF OMAHA INS CO	71412	4	0.6	0	0.0	.	.	
PENNSYLVANIA LIFE INS CO	67660	1	0.2	0	0.0	.	.	
STATE FARM HLTH INS CO	94498	1	0.2	0	0.0	.	.	

*SORTED BY PREMIUMS

CONSUMER COMPLAINT RATIOS*, BY PRODUCT TYPE
 CALENDAR YEAR 2015
 PURSUANT TO SECTION 624.313(1)(i), F.S.; RULE 690-142.002, F.A.C.

COMPANY	NAIC COMPANY CODE	CONFIRMED COMPLAINTS		PREMIUMS		COMPLAINT INDEX		
		COUNT	%	AMOUNT (\$)	%	VALUE	VS. PRODUCT TYPE INDEX	
INDIVIDUAL LIFE, CONFIRMED COMPLAINTS: 647 PREMIUMS: \$7,276,956,267 COMPLAINT INDEX: 1.00								
CMFG LIFE INS CO	62626	3	0.5	24,160,770	0.3	1.40	40%	
NATIONAL LIFE INS CO	66680	2	0.3	24,063,814	0.3	0.93	-7%	
GENERAL AMER LIFE INS CO	63665	1	0.2	22,207,211	0.3	0.51	-49%	
COLONIAL LIFE & ACCIDENT INS CO	62049	4	0.6	22,025,284	0.3	2.04	104%	
GLOBE LIFE & ACCIDENT INS CO	91472	20	3.1	21,605,618	0.3	10.41	941%	
GERBER LIFE INS CO	70939	3	0.5	21,560,028	0.3	1.57	57%	
PHOENIX LIFE INS CO	67814	2	0.3	21,429,650	0.3	1.05	5%	
UNITED INS CO OF AMER	69930	24	3.7	20,529,242	0.3	13.15	1215%	
AMERICO FIN LIFE & ANN INS CO	61999	4	0.6	19,483,261	0.3	2.31	131%	
PROVIDENT LIFE & ACCIDENT INS CO	68195	1	0.2	19,200,986	0.3	0.59	-41%	
LAFAYETTE LIFE INS CO	65242	1	0.2	17,460,964	0.2	0.64	-36%	
AMERICAN HERITAGE LIFE INS CO	60534	3	0.5	16,517,242	0.2	2.04	104%	
AAA LIFE INS CO	71854	2	0.3	15,196,360	0.2	1.48	48%	
AMERICAN UNITED LIFE INS CO	60895	1	0.2	13,854,149	0.2	0.81	-19%	
ZURICH AMER LIFE INS CO	90557	1	0.2	13,137,114	0.2	0.86	-14%	
AMERICAN MEMORIAL LIFE INS CO	67989	2	0.3	12,995,384	0.2	1.73	73%	
COLUMBIAN LIFE INS CO	76023	5	0.8	12,333,003	0.2	4.56	356%	
COLONIAL PENN LIFE INS CO	62065	7	1.1	11,730,667	0.2	6.71	571%	
WESTERN SOUTHERN LIFE ASSUR CO	92622	1	0.2	11,268,318	0.2	1.00	-0%	
NEW ENGLAND LIFE INS CO	91626	1	0.2	11,179,684	0.2	1.01	1%	
WILCO LIFE INS CO	65900	16	2.5	10,881,854	0.1	16.54	1554%	
METROPOLITAN TOWER LIFE INS CO	97136	1	0.2	9,833,870	0.1	1.14	14%	
MONY LIFE INS CO	66370	1	0.2	9,553,530	0.1	1.18	18%	
US FINANCIAL LIFE INS CO	84530	1	0.2	9,321,538	0.1	1.21	21%	
WESTERN & SOUTHERN LIFE INS CO	70483	2	0.3	8,356,668	0.1	2.69	169%	
BALTIMORE LIFE INS CO	61212	2	0.3	7,513,821	0.1	2.99	199%	
FIRST PENN PACIFIC LIFE INS CO	67652	1	0.2	6,813,771	0.1	1.65	65%	
DIRECT GEN LIFE INS CO	97705	2	0.3	6,789,279	0.1	3.31	231%	
MUTUAL TRUST LIFE INS CO A PAN AMER	66427	1	0.2	6,636,170	0.1	1.69	69%	
FIDELITY LIFE ASSN A LEGAL RESERVE L	63290	5	0.8	6,506,965	0.1	8.64	764%	
AMERICAN AMICABLE LIFE INS CO OF TX	68594	3	0.5	6,030,695	0.1	5.59	459%	
TEXAS LIFE INS CO	69396	1	0.2	5,974,715	0.1	1.88	88%	
HARTFORD LIFE INS CO	88072	1	0.2	5,828,567	0.1	1.93	93%	
ATHENE ANNUITY & LIFE ASSUR CO	61492	2	0.3	4,915,972	0.1	4.58	358%	
ASSURITY LIFE INS CO	71439	2	0.3	4,745,197	0.1	4.74	374%	
PAN AMER ASSUR CO	93459	1	0.2	4,480,997	0.1	2.51	151%	
HORACE MANN LIFE INS CO	64513	1	0.2	4,355,987	0.1	2.58	158%	
RELIASTAR LIFE INS CO OF NY	61360	1	0.2	4,106,194	0.1	2.74	174%	
UNITY FINANCIAL LIFE INS CO	63819	3	0.5	3,895,930	0.1	8.66	766%	
FARMERS NEW WORLD LIFE INS CO	63177	1	0.2	3,731,253	0.1	3.01	201%	
WASHINGTON NATL INS CO	70319	6	0.9	3,704,137	0.1	18.22	1722%	
COLORADO BANKERS LIFE INS CO	84786	1	0.2	3,625,992	0.0	3.10	210%	
GOVERNMENT PERSONNEL MUT LIFE INS CO	63967	1	0.2	3,563,355	0.0	3.16	216%	
SENIOR LIFE INS CO	78662	3	0.5	3,348,963	0.0	10.08	908%	
COTTON STATES LIFE INS CO	62537	1	0.2	3,164,587	0.0	3.55	255%	
AMERICAN CONTINENTAL INS CO	12321	2	0.3	2,983,183	0.0	7.54	654%	
OXFORD LIFE INS CO	76112	1	0.2	2,955,094	0.0	3.81	281%	
COMBINED INS CO OF AMER	62146	2	0.3	2,739,647	0.0	8.21	721%	
OHIO STATE LIFE INS CO	67180	3	0.5	2,616,510	0.0	12.90	1190%	
5 STAR LIFE INS CO	77879	3	0.5	2,609,413	0.0	12.93	1193%	
UNION SECURITY INS CO	70408	3	0.5	2,494,355	0.0	13.53	1253%	

*SORTED BY PREMIUMS

CONSUMER COMPLAINT RATIOS*, BY PRODUCT TYPE
 CALENDAR YEAR 2015
 PURSUANT TO SECTION 624.313(1)(i), F.S.; RULE 690-142.002, F.A.C.

COMPANY	NAIC COMPANY CODE	CONFIRMED COMPLAINTS		PREMIUMS		COMPLAINT INDEX		
		COUNT	%	AMOUNT (\$)	%	VALUE	VS. PRODUCT TYPE INDEX	
INDIVIDUAL LIFE, CONFIRMED COMPLAINTS: 647 PREMIUMS: \$7,276,956,267 COMPLAINT INDEX: 1.00								
STONEBRIDGE LIFE INS CO	65021	2	0.3	0	0.0	.	.	
TRUSTMARK LIFE INS CO	62863	1	0.2	0	0.0	.	.	
VALLEY FORGE INS CO	20508	1	0.2	0	0.0	.	.	
WOODMEN WORLD LIFE INS SOC	57320	2	0.3	0	0.0	.	.	
LONG TERM CARE, CONFIRMED COMPLAINTS: 157 PREMIUMS: \$669,957,287 COMPLAINT INDEX: 1.00								
GENWORTH LIFE INS CO	70025	11	7.0	138,660,711	20.7	0.34	-66%	
JOHN HANCOCK LIFE INS CO USA	65838	13	8.3	127,847,173	19.1	0.43	-57%	
ALL COMPANIES WITH ZERO COMPLAINTS	.	0	0.0	89,190,296	13.3	0.00	-100%	
BANKERS LIFE & CAS CO	61263	15	9.6	41,560,053	6.2	1.54	54%	
METROPOLITAN LIFE INS CO	65978	7	4.5	36,357,606	5.4	0.82	-18%	
CONTINENTAL CAS CO	20443	13	8.3	32,524,294	4.9	1.71	71%	
UNUM LIFE INS CO OF AMER	62235	4	2.5	27,937,094	4.2	0.61	-39%	
TRANSAMERICA LIFE INS CO	86231	5	3.2	21,825,443	3.3	0.98	-2%	
METLIFE INS CO USA	87726	5	3.2	20,130,777	3.0	1.06	6%	
PRUDENTIAL INS CO OF AMER	68241	1	0.6	18,472,190	2.8	0.23	-77%	
JOHN HANCOCK LIFE & HLTH INS CO	93610	5	3.2	13,907,362	2.1	1.53	53%	
MUTUAL OF OMAHA INS CO	71412	6	3.8	13,118,342	2.0	1.95	95%	
MASSACHUSETTS MUT LIFE INS CO	65935	1	0.6	11,521,896	1.7	0.37	-63%	
STATE FARM MUT AUTO INS CO	25178	1	0.6	10,788,459	1.6	0.40	-60%	
ALLIANZ LIFE INS CO OF N AMER	90611	1	0.6	10,199,665	1.5	0.42	-58%	
SENIOR HLTH INS CO OF PA	76325	14	8.9	9,533,890	1.4	6.27	527%	
TIME INS CO	69477	1	0.6	8,101,615	1.2	0.53	-47%	
GENWORTH LIFE INS CO OF NY	72990	1	0.6	8,026,522	1.2	0.53	-47%	
UNION SECURITY INS CO	70408	1	0.6	7,925,144	1.2	0.54	-46%	
TRANSAMERICA PREMIER LIFE INS CO	66281	3	1.9	5,543,283	0.8	2.31	131%	
CMFG LIFE INS CO	62626	3	1.9	4,222,493	0.6	3.03	203%	
KANAWHA INS CO	65110	11	7.0	2,682,066	0.4	17.50	1650%	
AF&L INS CO	35963	1	0.6	2,676,347	0.4	1.59	59%	
WASHINGTON NATL INS CO	70319	2	1.3	2,074,249	0.3	4.11	311%	
CONSTITUTION LIFE INS CO	62359	2	1.3	1,754,725	0.3	4.86	386%	
PHYSICIANS MUT INS CO	80578	1	0.6	1,028,110	0.2	4.15	315%	
JACKSON NATL LIFE INS CO	65056	2	1.3	988,550	0.1	8.63	763%	
TEACHERS INS & ANN ASSOC OF AMER	69345	1	0.6	927,747	0.1	4.60	360%	
LINCOLN NATL LIFE INS CO	65676	1	0.6	195,362	0.0	21.84	2084%	
PYRAMID LIFE INS CO	68284	1	0.6	182,612	0.0	23.37	2237%	
PENNSYLVANIA LIFE INS CO	67660	2	1.3	44,334	0.0	192.50	19150%	
TRUSTMARK INS CO	61425	1	0.6	8,877	0.0	480.71	47971%	
AMERICAN PIONEER LIFE INS CO	60763	7	4.5	0	0.0	.	.	
BCBS OF FL	98167	5	3.2	0	0.0	.	.	
JOHN HANCOCK LIFE INS CO	65099	1	0.6	0	0.0	.	.	
LIFE INS CO OF N AMER	65498	1	0.6	0	0.0	.	.	
MEDAMERICA INS CO OF FL	12967	1	0.6	0	0.0	.	.	
NATIONAL STATES INS CO	60593	1	0.6	0	0.0	.	.	
PENN TREATY NTRWK AMER INS CO	63282	3	1.9	0	0.0	.	.	
STANDARD INS CO	69019	1	0.6	0	0.0	.	.	
UNITEDHEALTHCARE LIFE INS CO	97179	1	0.6	0	0.0	.	.	
MEDICAL PROFESSIONAL LIABILITY, CONFIRMED COMPLAINTS: 0 PREMIUMS: \$572,191,016 COMPLAINT INDEX: 1.00								
ALL COMPANIES WITH ZERO COMPLAINTS	.	0	0.0	572,191,016	100.0	0.00	-100%	
MEDICARE SUPPLEMENT, CONFIRMED COMPLAINTS: 128 PREMIUMS: \$1,896,345,461 COMPLAINT INDEX: 1.00								
UNITEDHEALTHCARE INS CO	79413	35	27.3	1,042,756,597	55.0	0.50	-50%	
BCBS OF FL	98167	29	22.7	407,383,908	21.5	1.05	5%	
ALL COMPANIES WITH ZERO COMPLAINTS	.	0	0.0	135,705,026	7.2	0.00	-100%	
UNITED AMER INS CO	92916	7	5.5	90,628,049	4.8	1.14	14%	
COLONIAL PENN LIFE INS CO	62065	8	6.3	52,817,991	2.8	2.24	124%	

*SORTED BY PREMIUMS

CONSUMER COMPLAINT RATIOS*, BY PRODUCT TYPE
 CALENDAR YEAR 2015
 PURSUANT TO SECTION 624.313(1)(i), F.S.; RULE 690-142.002, F.A.C.

COMPANY	NAIC COMPANY CODE	CONFIRMED COMPLAINTS		PREMIUMS		COMPLAINT INDEX		
		COUNT	%	AMOUNT (\$)	%	VALUE	VS. PRODUCT TYPE INDEX	
PRIVATE PASSENGER AUTO, CONFIRMED COMPLAINTS: 3,792 PREMIUMS: \$15,773,266,606 COMPLAINT INDEX: 1.00								
TRAVELERS HOME & MARINE INS CO	27998	14	0.4	122,883,181	0.8	0.47	-53%	
FLORIDA FARM BUR GEN INS CO	21817	13	0.3	122,552,416	0.8	0.44	-56%	
MERCURY IND CO OF AMER	11201	9	0.2	118,937,849	0.8	0.31	-69%	
ALL COMPANIES WITH ZERO COMPLAINTS	.	0	0.0	103,225,919	0.7	0.00	-100%	
AUTO CLUB INS CO OF FL	12813	11	0.3	102,090,376	0.6	0.45	-55%	
GARRISON PROP & CAS INS CO	21253	21	0.6	101,270,498	0.6	0.86	-14%	
AMICA MUT INS CO	19976	8	0.2	97,553,096	0.6	0.34	-66%	
NATIONWIDE INS CO OF AMER	25453	9	0.2	89,069,453	0.6	0.42	-58%	
ALLSTATE IND CO	19240	10	0.3	81,012,999	0.5	0.51	-49%	
DEPOSITORS INS CO	42587	9	0.2	70,934,305	0.4	0.53	-47%	
PEAK PROP & CAS INS CORP	18139	18	0.5	68,323,303	0.4	1.10	10%	
MGA INS CO INC	40150	29	0.8	60,269,691	0.4	2.00	100%	
LIBERTY MUT INS CO	23043	23	0.6	56,667,568	0.4	1.69	69%	
AIG PROP CAS CO	19402	2	0.1	52,154,143	0.3	0.16	-84%	
PROGRESSIVE EXPRESS INS CO	10193	16	0.4	50,553,242	0.3	1.32	32%	
STATE FARM FIRE & CAS CO	25143	8	0.2	49,878,570	0.3	0.67	-33%	
OWNERS INS CO	32700	3	0.1	47,488,051	0.3	0.26	-74%	
AUTO CLUB S INS CO	41041	4	0.1	45,711,502	0.3	0.36	-64%	
HARTFORD INS CO OF THE SOUTHEAST	38261	4	0.1	44,795,005	0.3	0.37	-63%	
FIRST ACCEPTANCE INS CO INC	10336	113	3.0	43,121,697	0.3	10.90	990%	
PERMANENT GEN ASSUR CORP	37648	22	0.6	40,715,829	0.3	2.25	125%	
FIRST FLORIDIAN AUTO & HOME INS CO	10647	5	0.1	38,940,758	0.2	0.53	-47%	
FEDERAL INS CO	20281	1	0.0	36,414,221	0.2	0.11	-89%	
PROPERTY & CAS INS CO OF HARTFORD	34690	2	0.1	31,949,445	0.2	0.26	-74%	
MERCURY INS CO OF FL	11202	14	0.4	31,047,035	0.2	1.88	88%	
IMPERIAL FIRE & CAS INS CO	44369	18	0.5	30,440,863	0.2	2.46	146%	
ALLIED PROP & CAS INS CO	42579	2	0.1	29,167,944	0.2	0.29	-71%	
INTEGON PREFERRED INS CO	31488	12	0.3	28,720,437	0.2	1.74	74%	
MENDOTA INS CO	33650	22	0.6	27,935,187	0.2	3.28	228%	
LIBERTY MUT FIRE INS CO	23035	8	0.2	27,718,309	0.2	1.20	20%	
HARTFORD INS CO OF THE MIDWEST	37478	5	0.1	27,660,944	0.2	0.75	-25%	
ASSURANCEAMERICA INS CO	11558	16	0.4	27,533,394	0.2	2.42	142%	
INFINITY ASSUR INS CO	39497	20	0.5	26,883,689	0.2	3.09	209%	
RESPONSIVE AUTO INS CO	13131	10	0.3	26,404,808	0.2	1.58	58%	
PEACHTREE CAS INS CO	25755	35	0.9	24,519,992	0.2	5.94	494%	
IDS PROP CAS INS CO	29068	9	0.2	24,187,222	0.2	1.55	55%	
AUTO OWNERS INS CO	18988	10	0.3	21,721,178	0.1	1.92	92%	
TRAVELERS COMMERCIAL INS CO	36137	2	0.1	21,399,274	0.1	0.39	-61%	
STAR & SHIELD INS EXCH	13621	6	0.2	19,883,820	0.1	1.26	26%	
HARTFORD ACCIDENT & IND CO	22357	3	0.1	18,937,967	0.1	0.66	-34%	
HORACE MANN PROP & CAS INS CO	22756	1	0.0	18,776,173	0.1	0.22	-78%	
ESURANCE INS CO	25712	3	0.1	18,434,383	0.1	0.68	-32%	
FLORIDA FARM BUREAU CAS INS CO	31216	2	0.1	17,191,706	0.1	0.48	-52%	
NATIONAL GENERAL INS ONLINE INC	11044	11	0.3	16,898,595	0.1	2.71	171%	
MAPFRE INS CO OF FL	34932	2	0.1	14,262,908	0.1	0.58	-42%	
ESSENTIA INS CO	37915	1	0.0	14,047,420	0.1	0.30	-70%	
VICTORIA FIRE & CAS CO	42889	2	0.1	13,522,402	0.1	0.62	-38%	
CENTURY NATL INS CO	26905	5	0.1	12,387,126	0.1	1.68	68%	
LM INS CORP	33600	2	0.1	12,340,704	0.1	0.67	-33%	
ACE INS CO OF THE MIDWEST	26417	1	0.0	12,010,075	0.1	0.35	-65%	
ALPHA PROP & CAS INS CO	38156	8	0.2	12,003,971	0.1	2.77	177%	

*SORTED BY PREMIUMS

CONSUMER COMPLAINT RATIOS*, BY PRODUCT TYPE
CALENDAR YEAR 2015
 PURSUANT TO SECTION 624.313(1)(i), F.S.; RULE 690-142.002, F.A.C.

COMPANY	NAIC COMPANY CODE	CONFIRMED COMPLAINTS		PREMIUMS		COMPLAINT INDEX		
		COUNT	%	AMOUNT (\$)	%	VALUE	VS. PRODUCT TYPE INDEX	
MEDICARE SUPPLEMENT, CONFIRMED COMPLAINTS: 128 PREMIUMS: \$1,896,345,461 COMPLAINT INDEX: 1.00								
BANKERS LIFE & CAS CO	61263	2	1.6	40,059,740	2.1	0.74	-26%	
MUTUAL OF OMAHA INS CO	71412	3	2.3	30,467,957	1.6	1.46	46%	
USAA LIFE INS CO	69663	3	2.3	26,819,498	1.4	1.66	66%	
HUMANA HLTH INS CO OF FL INC	69671	7	5.5	10,918,255	0.6	9.50	850%	
GERBER LIFE INS CO	70939	1	0.8	9,809,530	0.5	1.51	51%	
CONTINENTAL LIFE INS CO BRENTWOOD	68500	1	0.8	9,050,635	0.5	1.64	64%	
UNITED WORLD LIFE INS CO	72850	2	1.6	8,721,063	0.5	3.40	240%	
MEDICO INS CO	31119	2	1.6	8,275,285	0.4	3.58	258%	
TRANSAMERICA PREMIER LIFE INS CO	66281	1	0.8	6,928,843	0.4	2.14	114%	
CONTINENTAL GEN INS CO	71404	1	0.8	6,802,169	0.4	2.18	118%	
CIGNA HLTH & LIFE INS CO	67369	1	0.8	4,486,772	0.2	3.30	230%	
AMERICAN RETIREMENT LIFE INS CO	88366	1	0.8	2,203,257	0.1	6.72	572%	
PYRAMID LIFE INS CO	68284	1	0.8	1,125,385	0.1	13.16	1216%	
GOVERNMENT PERSONNEL MUT LIFE INS CO	63967	1	0.8	740,218	0.0	20.01	1901%	
LIBERTY NATL LIFE INS CO	65331	1	0.8	579,926	0.0	25.55	2455%	
CONNECTICUT GEN LIFE INS CO	62308	1	0.8	65,357	0.0	226.68	22568%	
AETNA HLTH INS CO	72052	1	0.8	0	0.0	.	.	
AMERICAN PIONEER LIFE INS CO	60763	3	2.3	0	0.0	.	.	
FLORIDA HLTHCARE PLUS INC	14050	2	1.6	0	0.0	.	.	
HUMANA INS CO	73288	9	7.0	0	0.0	.	.	
SILVERSCRIPT INS CO	12575	2	1.6	0	0.0	.	.	
UNICARE LIFE & HLTH INS CO	80314	1	0.8	0	0.0	.	.	
UNITED STATES LIFE INS CO IN THE CIT	70106	1	0.8	0	0.0	.	.	
WELLCARE HLTH INS OF AZ INC	83445	1	0.8	0	0.0	.	.	
PRIVATE PASSENGER AUTO, CONFIRMED COMPLAINTS: 3,792 PREMIUMS: \$15,773,266,606 COMPLAINT INDEX: 1.00								
STATE FARM MUT AUTO INS CO	25178	387	10.2	2,580,092,747	16.4	0.62	-38%	
GEICO GEN INS CO	35882	255	6.7	1,859,971,114	11.8	0.57	-43%	
PROGRESSIVE AMER INS CO	24252	145	3.8	1,186,031,965	7.5	0.51	-49%	
PROGRESSIVE SELECT INS CO	10192	109	2.9	975,401,473	6.2	0.46	-54%	
GEICO IND CO	22055	160	4.2	967,427,659	6.1	0.69	-31%	
ALLSTATE FIRE & CAS INS CO	29688	155	4.1	925,415,899	5.9	0.70	-30%	
GOVERNMENT EMPLOYEES INS CO	22063	52	1.4	522,780,528	3.3	0.41	-59%	
UNITED SERV AUTOMOBILE ASSN	25941	21	0.6	416,668,370	2.6	0.21	-79%	
ALLSTATE INS CO	19232	56	1.5	400,589,058	2.5	0.58	-42%	
USAA CAS INS CO	25968	49	1.3	309,829,459	2.0	0.66	-34%	
INFINITY AUTO INS CO	11738	179	4.7	280,544,043	1.8	2.65	165%	
WINDHAVEN INS CO	12541	398	10.5	268,184,849	1.7	6.17	517%	
SECURITY NATL INS CO	33120	39	1.0	245,761,653	1.6	0.66	-34%	
SAFECO INS CO OF IL	39012	23	0.6	236,309,181	1.5	0.40	-60%	
DIRECT GEN INS CO	42781	159	4.2	210,668,309	1.3	3.14	214%	
USAA GEN IND CO	18600	34	0.9	210,319,142	1.3	0.67	-33%	
ALLSTATE PROP & CAS INS CO	17230	36	0.9	207,536,584	1.3	0.72	-28%	
ESURANCE PROP & CAS INS CO	30210	34	0.9	183,496,830	1.2	0.77	-23%	
21ST CENTURY CENTENNIAL INS CO	34789	50	1.3	177,115,295	1.1	1.17	17%	
LM GEN INS CO	36447	23	0.6	168,302,823	1.1	0.57	-43%	
METROPOLITAN CAS INS CO	40169	26	0.7	156,791,682	1.0	0.69	-31%	
SOUTHERN OWNERS INS CO	10190	19	0.5	153,437,974	1.0	0.52	-48%	
UNITED AUTOMOBILE INS CO	35319	143	3.8	152,989,710	1.0	3.89	289%	
STANDARD FIRE INS CO	19070	5	0.1	147,987,722	0.9	0.14	-86%	
OCEAN HARBOR CAS INS CO	12360	259	6.8	135,170,963	0.9	7.97	697%	
INFINITY IND INS CO	10061	74	2.0	134,985,096	0.9	2.28	128%	
HARTFORD UNDERWRITERS INS CO	30104	39	1.0	129,801,833	0.8	1.25	25%	

*SORTED BY PREMIUMS

CONSUMER COMPLAINT RATIOS*, BY PRODUCT TYPE
 CALENDAR YEAR 2015
 PURSUANT TO SECTION 624.313(1)(i), F.S.; RULE 690-142.002, F.A.C.

COMPANY	NAIC COMPANY CODE	CONFIRMED COMPLAINTS		PREMIUMS		COMPLAINT INDEX		
		COUNT	%	AMOUNT (\$)	%	VALUE	VS. PRODUCT TYPE INDEX	
PRIVATE PASSENGER AUTO, CONFIRMED COMPLAINTS: 3,792 PREMIUMS: \$15,773,266,606 COMPLAINT INDEX: 1.00								
21ST CENTURY N AMER INS CO	32220	2	0.1	11,174,626	0.1	0.74	-26%	
ARTISAN & TRUCKERS CAS CO	10194	1	0.0	11,124,169	0.1	0.37	-63%	
INTEGON IND CORP	22772	3	0.1	10,662,663	0.1	1.17	17%	
STAR CAS INS CO	32387	28	0.7	9,637,346	0.1	12.09	1109%	
FIRST LIBERTY INS CORP	33588	2	0.1	9,614,355	0.1	0.87	-13%	
CALIFORNIA CAS INS CO	20125	2	0.1	9,256,814	0.1	0.90	-10%	
ELECTRIC INS CO	21261	1	0.0	8,837,676	0.1	0.47	-53%	
DAIRYLAND INS CO	21164	2	0.1	8,089,591	0.1	1.03	3%	
FOREMOST INS CO GRAND RAPIDS MI	11185	5	0.1	7,252,944	0.0	2.87	187%	
AMERICAN RELIABLE INS CO	19615	1	0.0	7,195,120	0.0	0.58	-42%	
NATIONAL GEN ASSUR CO	42447	3	0.1	6,975,130	0.0	1.79	79%	
OCCIDENTAL FIRE & CAS CO OF NC	23248	7	0.2	6,397,069	0.0	4.55	355%	
AMERICAN SOUTHERN HOME INS CO	41998	1	0.0	5,730,852	0.0	0.73	-27%	
TWIN CITY FIRE INS CO CO	29459	1	0.0	5,239,529	0.0	0.79	-21%	
UNITRIN DIRECT PROP & CAS CO	10915	1	0.0	5,233,726	0.0	0.79	-21%	
TRAVELERS IND CO OF AMER	25666	1	0.0	5,178,566	0.0	0.80	-20%	
AGENCY INS CO OF MD INC	35173	1	0.0	5,148,119	0.0	0.81	-19%	
PHILADELPHIA IND INS CO	18058	5	0.1	4,388,570	0.0	4.74	374%	
CINCINNATI INS CO	10677	1	0.0	4,352,822	0.0	0.96	-4%	
VICTORIA SELECT INS CO	10105	4	0.1	4,116,353	0.0	4.04	304%	
AMERICAN BANKERS INS CO OF FL	10111	1	0.0	4,027,819	0.0	1.03	3%	
21ST CENTURY PREFERRED INS CO	22225	1	0.0	3,634,080	0.0	1.14	14%	
21ST CENTURY IND INS CO	43974	1	0.0	2,941,230	0.0	1.41	41%	
RLI INS CO	13056	1	0.0	2,638,030	0.0	1.58	58%	
TEACHERS INS CO	22683	2	0.1	2,617,528	0.0	3.18	218%	
INFINITY INS CO	22268	43	1.1	2,395,749	0.0	74.66	7366%	
WORKMENS AUTO INS CO	13250	4	0.1	1,953,876	0.0	8.52	752%	
TITAN INS CO	36269	4	0.1	1,820,275	0.0	9.14	814%	
BRISTOL W INS CO	19658	11	0.3	1,772,822	0.0	25.81	2481%	
INTEGON NATL INS CO	29742	1	0.0	1,308,258	0.0	3.18	218%	
FEDERATED NATL INS CO	10790	2	0.1	1,233,304	0.0	6.75	575%	
METROPOLITAN PROP & CAS INS CO	26298	4	0.1	1,206,432	0.0	13.79	1279%	
HARTFORD CAS INS CO	29424	2	0.1	1,090,181	0.0	7.63	663%	
AMERICAN COLONIAL INS CO	31151	4	0.1	1,060,979	0.0	15.68	1468%	
AGIC INC	13698	2	0.1	716,904	0.0	11.60	1060%	
OMNI IND CO	34940	3	0.1	679,989	0.0	18.35	1735%	
TRAVELERS PROP CAS CO OF AMER	25674	1	0.0	271,783	0.0	15.30	1430%	
UNITED FIRE & CAS CO	13021	1	0.0	185,423	0.0	22.43	2143%	
NATIONAL GEN INS CO	23728	1	0.0	130,064	0.0	31.98	3098%	
NATIONWIDE MUT INS CO	23787	1	0.0	21,686	0.0	191.81	19081%	
SAFECO INS CO OF AMER	24740	5	0.1	7,592	0.0	2,739.47	273847%	
COUNTRY MUT INS CO	20990	1	0.0	3,443	0.0	1,208.14	120714%	
HARTFORD FIRE IN CO	19682	1	0.0	1,622	0.0	2,564.50	256350%	
GREAT AMER INS CO	16691	1	0.0	309	0.0	13,461.54	1346054%	
AMERISURE INS CO	19488	1	0.0	1	0.0	4,159,616.72	415961572%	
21ST CENTURY NATL INS CO	36587	1	0.0	0	0.0	.	.	
ACCEPTANCE IND INS CO	20010	1	0.0	0	0.0	.	.	
ALLSTATE VEHICLE & PROP INS CO	37907	4	0.1	0	0.0	.	.	
AMERICAN STATES PREFERRED INS CO	37214	1	0.0	0	0.0	.	.	
ARCH INS CO	11150	2	0.1	0	0.0	.	.	
ASCENDANT COMMERCIAL INS INC	13683	3	0.1	0	0.0	.	.	

*SORTED BY PREMIUMS

CONSUMER COMPLAINT RATIOS*, BY PRODUCT TYPE
 CALENDAR YEAR 2015
 PURSUANT TO SECTION 624.313(1)(i), F.S.; RULE 690-142.002, F.A.C.

COMPANY	NAIC COMPANY CODE	CONFIRMED COMPLAINTS		PREMIUMS		COMPLAINT INDEX		
		COUNT	%	AMOUNT (\$)	%	VALUE	VS. PRODUCT TYPE INDEX	
TITLE, CONFIRMED COMPLAINTS: 36 PREMIUMS: \$1,256,960,717 COMPLAINT INDEX: 1.00								
FIRST AMER TITLE INS CO	50814	7	19.4	259,818,239	20.7	0.94	-6%	
CHICAGO TITLE INS CO	50229	2	5.6	176,526,663	14.0	0.40	-60%	
FIDELITY NATL TITLE INS CO	51586	7	19.4	129,828,480	10.3	1.88	88%	
STEWART TITLE GUAR CO	50121	2	5.6	76,457,671	6.1	0.91	-9%	
WESTCOR LAND TITLE INS CO	50050	3	8.3	68,070,855	5.4	1.54	54%	
COMMONWEALTH LAND TITLE INS CO	50083	1	2.8	36,195,366	2.9	0.96	-4%	
WFG NATL TITLE INS CO	51152	1	2.8	27,659,015	2.2	1.26	26%	
NORTH AMER TITLE INS CO	50130	1	2.8	23,420,815	1.9	1.49	49%	
TITLE RESOURCES GUAR CO	50016	1	2.8	22,793,427	1.8	1.53	53%	
ALLIANT NATL TITLE INS CO INC	12309	1	2.8	19,987,049	1.6	1.75	75%	
ALL COMPANIES WITH ZERO COMPLAINTS	.	0	0.0	12,119,476	1.0	0.00	-100%	
ATTORNEYS' TITLE INS FUND INC	50687	2	5.6	0	0.0	.	.	
TICOR TITLE INS CO	50067	1	2.8	0	0.0	.	.	
WORKERS' COMPENSATION, CONFIRMED COMPLAINTS: 39 PREMIUMS: \$2,625,440,334 COMPLAINT INDEX: 1.00								
ALL COMPANIES WITH ZERO COMPLAINTS	.	0	0.0	1,464,717,035	55.8	0.00	-100%	
BRIDGEFIELD EMPLOYERS INS CO	10701	2	5.1	245,657,970	9.4	0.55	-45%	
TECHNOLOGY INS CO INC	42376	3	7.7	145,699,790	5.5	1.39	39%	
ZENITH INS CO	13269	2	5.1	133,397,033	5.1	1.01	1%	
ASSOCIATED INDUSTRIES INS CO INC	23140	2	5.1	96,887,294	3.7	1.39	39%	
RETAILFIRST INS CO	10700	1	2.6	83,770,106	3.2	0.80	-20%	
AMERISURE INS CO	19488	1	2.6	67,599,098	2.6	1.00	-0%	
GUARANTEE INS CO	11398	1	2.6	57,161,786	2.2	1.18	18%	
ZURICH AMER INS CO	16535	1	2.6	52,755,134	2.0	1.28	28%	
TWIN CITY FIRE INS CO CO	29459	1	2.6	51,713,921	2.0	1.30	30%	
BUSINESSFIRST INS CO	11697	1	2.6	25,743,670	1.0	2.61	161%	
ASCENDANT COMMERCIAL INS INC	13683	3	7.7	24,796,921	0.9	8.14	714%	
MARKEL INS CO	38970	2	5.1	24,571,274	0.9	5.48	448%	
NEW HAMPSHIRE INS CO	23841	1	2.6	24,251,563	0.9	2.78	178%	
OLD REPUBLIC INS CO	24147	2	5.1	22,520,496	0.9	5.98	498%	
WESCO INS CO	25011	1	2.6	20,545,952	0.8	3.28	228%	
STAR INS CO	18023	1	2.6	16,149,819	0.6	4.17	317%	
HARTFORD UNDERWRITERS INS CO	30104	1	2.6	16,100,270	0.6	4.18	318%	
SOUTHERN OWNERS INS CO	10190	2	5.1	14,971,910	0.6	8.99	799%	
LION INS CO	11075	1	2.6	11,894,967	0.5	5.66	466%	
FRANK WINSTON CRUM INS CO	11600	2	5.1	8,641,424	0.3	15.58	1458%	
FEDERATED MUT INS CO	13935	1	2.6	6,140,069	0.2	10.96	996%	
QBE INS CORP	39217	1	2.6	6,095,150	0.2	11.04	1004%	
OHIO SECURITY INS CO	24082	1	2.6	3,054,060	0.1	22.04	2104%	
TOKIO MARINE AMER INS CO	10945	1	2.6	399,069	0.0	168.69	16769%	
SOUTHERN INS CO	19216	1	2.6	204,553	0.0	329.10	32810%	
CASTLEPOINT FL INS CO	13599	2	5.1	0	0.0	.	.	
STATE FARM FL INS CO	10739	1	2.6	0	0.0	.	.	

*SORTED BY PREMIUMS

CONSUMER COMPLAINT RATIOS*, BY PRODUCT TYPE
 CALENDAR YEAR 2015
 PURSUANT TO SECTION 624.313(1)(i), F.S.; RULE 690-142.002, F.A.C.

COMPANY	NAIC COMPANY CODE	CONFIRMED COMPLAINTS		PREMIUMS		COMPLAINT INDEX	
		COUNT	%	AMOUNT (\$)	%	VALUE	VS. PRODUCT TYPE INDEX
PRIVATE PASSENGER AUTO, CONFIRMED COMPLAINTS: 3,792 PREMIUMS: \$15,773,266,606 COMPLAINT INDEX: 1.00							
BANKERS INS CO	33162	1	0.0	0	0.0		
CATLIN SPECIALTY INS CO	15989	1	0.0	0	0.0		
DIRECT NATL INS CO	23736	1	0.0	0	0.0		
EMPIRE FIRE & MARINE INS CO	21326	1	0.0	0	0.0		
FARMERS INS EXCH	21652	1	0.0	0	0.0		
FCCI INS CO	10178	1	0.0	0	0.0		
FLORIDA FAMILY INS CO	10688	1	0.0	0	0.0		
GRANADA INS CO	16870	1	0.0	0	0.0		
GRANITE STATE INS CO	23809	1	0.0	0	0.0		
GREAT DIVIDE INS CO	25224	1	0.0	0	0.0		
GUIDEONE SPECIALTY MUT INS CO	14559	1	0.0	0	0.0		
ILLINOIS NATL INS CO	23817	3	0.1	0	0.0		
INFINITY CAS INS CO	21792	9	0.2	0	0.0		
INFINITY SELECT INS CO	20260	5	0.1	0	0.0		
KEMPER INDEPENDENCE INS CO	10914	1	0.0	0	0.0		
KINGSWAY AMIGO INS CO	21300	2	0.1	0	0.0		
KNIGHTBROOK INS CO	13722	1	0.0	0	0.0		
LIBERTY MUT MID ATLANTIC INS CO	14486	1	0.0	0	0.0		
MARKEL INS CO	38970	1	0.0	0	0.0		
MERCURY CAS CO	11908	1	0.0	0	0.0		
METROPOLITAN LIFE INS CO	65978	1	0.0	0	0.0		
NATIONAL TRUST INS CO	20141	1	0.0	0	0.0		
NATIONAL UNION FIRE INS CO OF PITTS	19445	1	0.0	0	0.0		
NATIONWIDE ASSUR CO	10723	1	0.0	0	0.0		
NATIONWIDE INS CO OF FL	10948	1	0.0	0	0.0		
NATIONWIDE PROP & CAS INS CO	37877	2	0.1	0	0.0		
OLD REPUBLIC GEN INS CORP	24139	1	0.0	0	0.0		
OLD REPUBLIC INS CO	24147	1	0.0	0	0.0		
OLD REPUBLIC NATL TITLE INS CO	50520	1	0.0	0	0.0		
OLYMPUS INS CO	12954	1	0.0	0	0.0		
PLAZA INS CO	30945	1	0.0	0	0.0		
PROGRESSIVE ADVANCED INS CO	11851	2	0.1	0	0.0		
PROGRESSIVE CAS INS CO	24260	1	0.0	0	0.0		
PROGRESSIVE DIRECT INS CO	16322	4	0.1	0	0.0		
PURE INS CO	13204	1	0.0	0	0.0		
QBE INS CORP	39217	1	0.0	0	0.0		
RETAILFIRST INS CO	10700	1	0.0	0	0.0		
SAFECO INS CO OF IN	11215	1	0.0	0	0.0		
STATE FARM FL INS CO	10739	14	0.4	0	0.0		
STATE FARM GEN INS CO	25151	1	0.0	0	0.0		
TRAVELERS CAS & SURETY CO	19038	1	0.0	0	0.0		
TRAVELERS CAS & SURETY CO OF AMER	31194	1	0.0	0	0.0		
TRAVELERS PROP CAS INS CO	36161	1	0.0	0	0.0		
WESTFIELD INS CO	24112	1	0.0	0	0.0		
WILSHIRE INS CO	13234	1	0.0	0	0.0		
NATIONWIDE GEN INS CO	23760	1	0.0	-7	-0.0		
CHUBB NATL INS CO	10052	1	0.0	-159	-0.0		
TRAVELERS IND CO	25658	1	0.0	-21,864	-0.0		
GEICO CAS CO	41491	13	0.3	-25,006	-0.0		
EQUITY INS CO	28746	2	0.1	-174,381	-0.0		
TITLE, CONFIRMED COMPLAINTS: 36 PREMIUMS: \$1,256,960,717 COMPLAINT INDEX: 1.00							
OLD REPUBLIC NATL TITLE INS CO	50520	7	19.4	404,083,661	32.1	0.60	-40%

*SORTED BY PREMIUMS

SUMMARY OF DIRECTORS AND OFFICERS LIABILITY CLAIMS

PURSUANT TO SECTION 627.9122(3), F.S.

YEAR OF CLAIM CLOSURE	2015
NUMBER OF REPORTED CLOSED CLAIMS	664
INDEMNITY PAID BY INSURERS	\$27,698,217
DEDUCTIBLES PAID BY DEFENDANTS	\$3,445,985
LOSS ADJUSTMENT EXPENSES	\$24,928,523
OTHER LOSS ADJUSTMENT EXPENSES	\$1,990,794
ECONOMIC LOSSES	\$200,461,250
NON-ECONOMIC LOSSES	\$0
PUNITIVE DAMAGES	\$0

SUMMARY OF MOTOR VEHICLE SERVICE AGREEMENTS*

PURSUANT TO SECTION 634.137, F.S.

AS OF DECEMBER 31, 2015

NUMBER OF LICENSED COMPANIES IN FLORIDA (TOTAL AUTHORITIES)	84
REPORTED TOTAL ADMITTED ASSETS	\$3,006,294,335
REPORTED FLORIDA GROSS PREMIUMS WRITTEN	\$1,412,902,914

*Note these values do not include Motor Vehicle Manufacturers (exempted in 2008 per Section 634.137(6), F.S.)

SUMMARY OF WORKERS' COMPENSATION INSURANCE EXPERIENCE

PURSUANT TO SECTION 627.914, F.S.

POLICY PERIOD JANUARY 1, 2013 TO DECEMBER 31, 2013 AT A FIRST REPORT

COVERAGE	EXPOSURE	MANUAL PREMIUM	STANDARD PREMIUM
<i>FULL</i>	\$231,291,201,159	\$2,981,386,841	\$2,658,696,575
INJURY TYPE	CLAIM COUNT	INDEMNITY LOSSES	MEDICAL LOSSES
<i>DEATH</i>	101	\$10,356,985	\$6,137,381
<i>PERMANENT TOTAL DISABILITY</i>	42	\$9,713,754	\$69,701,187
<i>PERMANENT PARTIAL DISABILITY</i>	9,863	\$112,033,529	\$256,643,290
<i>TEMPORARY TOTAL DISABILITY</i>	32,423	\$251,850,316	\$556,373,620
<i>MEDICAL TREATMENT ONLY</i>	132,558	\$0	\$194,981,518
<i>CONTRACT MEDICAL</i>	16	\$0	\$66,300

Key Terms:

-**Full** coverage includes workers' compensation and employers' liability coverages.

-**Standard premium** is equal to the manual premium multiplied by coverage and risk-quality adjustment factors.

-**Contract medical** refers to when an insurer contracts with a healthcare provider to treat injured workers for a predetermined fee regardless of the number of claims that actually occur.

-**Policy period** refers to a specified period in which a policy became effective (in this case, 1/1/2013 to 12/31/2013).

-**At a first report** refers to losses valued as of 18 months after the month in which a policy became effective. Therefore, losses within this report have valuation dates ranging from 6/30/2014 (for a policy with an effective date of 1/1/2013) to 6/30/2015 (for a policy with an effective date of 12/31/2013).

FLORIDA VOLUNTARY PRIVATE PASSENGER AUTOMOBILE EXPERIENCE

FOR ACCIDENT YEARS (AY) 2015, 2014 AND 2013*

PURSUANT TO SECTION 627.915, F.S.

	AY 2015	AY 2014	AY 2013	TOTAL
CALENDAR YEAR EARNED PREMIUM	\$14,901,824,050	\$14,017,245,134	\$13,600,737,159	\$42,519,806,343
AY PAID LOSSES	\$7,685,214,342	\$8,215,794,110	\$7,902,040,615	\$23,803,049,067
AY RESERVES OUTSTANDING	\$2,596,639,374	\$1,099,151,476	\$550,643,591	\$4,246,434,441
ALLOCATED LOSS ADJUSTMENT EXPENSE INCURRED	\$417,684,671	\$406,101,024	\$418,545,955	\$1,242,331,650
UNALLOCATED LOSS ADJUSTMENT EXPENSE INCURRED	\$1,385,227,827	\$1,267,854,462	\$1,218,295,684	\$3,871,377,973
AY INCURRED LOSS AND LOSS ADJUSTMENT EXPENSE	\$12,084,766,213	\$10,988,901,073	\$10,089,525,845	\$33,163,193,131
DEVELOPED LOSS AND LOSS ADJUSTMENT EXPENSE INCURRED	\$12,603,881,705	\$11,209,978,264	\$10,202,472,736	\$34,016,332,705
POLICYHOLDER DIVIDENDS	\$14,410,898	\$16,394,017	\$10,560,909	\$41,365,824
ALL OTHER EXPENSES	\$3,123,834,667	\$2,983,794,648	\$2,923,572,796	\$9,031,202,111
UNDERWRITING GAIN (OR LOSS)	\$840,303,220	\$192,921,795	\$464,130,719	\$569,094,296

*All values are as of March 31, 2016. Highlighted/outlined rows and the 'Total' column are computed values. Bold values are used in the calculation of the underwriting gain (or loss).

Medical Loss Ratios for Florida Health Maintenance Organizations

PURSUANT TO SECTION 641.23, F.S.

Company	2015	2014
Aetna Health, Inc.	82.82%	80.35%
AIDS Healthcare Foundation MCO of Florida, Inc.	99.71%	97.01%
Amerigroup Florida, Inc.	88.67%	92.30%
AvMed, Inc.	86.16%	90.18%
BeHealthy Florida, Inc.	97.84%	112.64%
Better Health, Inc.	89.10%	(A)
Capital Health Plan, Inc.	94.07%	94.36%
CarePlus Health Plans, Inc.	76.62%	81.73%
Cigna Healthcare of Florida, Inc.	98.24%	103.83%
Coventry Health Care of Florida, Inc. (f/k/a Vista Healthplan, Inc.)	84.72%	89.80%
Coventry Health Plan of Florida, Inc. (f/k/a Vista Healthplan of South Florida, Inc.)	82.68%	87.69%
Florida Health Care Plan, Inc.	85.03%	86.75%
Florida Health Solution HMO Company	2954.64%	(B)
Florida MHS, Inc.	96.77%	97.91%
Florida True Health, Inc. (C)	106.98%	49.67%
Freedom Health, Inc.	82.72%	85.81%
Health First Commercial Plans, Inc.	(D)	(D)
Health First Government Plans, Inc.	(E)	(E)
Health First Health Plans, Inc.	82.28%	82.19%
Health Options, Inc.	82.01%	80.63%
Healthspring of Florida,, Inc. (f/k/a Leon Medical Centers Health Plans Inc)	85.18%	85.95%
HealthSun Health Plans, Inc.	87.94%	86.67%
Healthy Palm Beaches, Inc.	74.24%	66.87%
Humana Medical Plan, Inc.	81.19%	79.67%
Medica Health Plans of Florida, Inc. (F)	-205.61%	82.23%
Medica HealthCare Plans, Inc.	87.51%	95.52%
Molina Healthcare of FL Inc	87.43%	91.36%
Neighborhood Health Partnership, Inc.	77.99%	79.72%
Optimum Healthcare, Inc.	83.58%	83.95%
Preferred Care Partners, Inc.	83.60%	82.84%
Preferred Medical Plan, Inc.	72.75%	79.94%
Simply Healthcare Plans, Inc.	84.47%	88.58%
Sunshine State Health Plan, Inc.	92.92%	100.59%
The Public Health Trust Dade County Florida (G)	-65.79%	91.85%
Ultimate Health Plans, Inc.	79.98%	80.96%
United Healthcare Of Florida, Inc.	89.24%	98.05%
WellCare of Florida, Inc.	86.87%	89.34%

Legend and Notes:

A= Licensed as an HMO on 1/30/2015

B= Licensed as an HMO on 12/10/2014; no business written as of 12/31/2014

C= Florida True Health had some membership during 2014 but had zero membership at 12/31/2014 after losing their Medicaid contract. During 2015, Florida True Health merged with Provider Service Network Prestige Health Choice with Florida True Health being the surviving entity. As a result of this merger, Florida True Health acquired substantial membership during 2015 going from zero at 12/31/2014 to 314,783 at 12/31/2015.

D= Licensed as an HMO on 12/29/2015 as part of the Health First reorganization. No business written in 20015.

E= Licensed as an HMO on 12/29/2015 as part of the Health First reorganization. No business written in 20015. Health First Health Plans merged into Health First Government Plans on 1/1/2016 with Health First Government Plans being the surviving entity. Also, on 1/1/2016, Health First Government Plans changed its name to Health First Health Plans.

F= Medica Health Plans of Florida had membership during a portion of 2014 but had zero membership at 12/31/2014 after losing its Medicaid contract and non-renewing its individual and small group business. No membership during 2015.

G= Public Health Trust of Dade County had zero membership in 2015 after reporting membership at 12/31/2014. Surrendered COA in 2016.

Medical loss ratios are generally used as an indicator to determine the percentage of the HMO's premium dollars which are used to pay claims. It is calculated by dividing incurred losses by total revenue. Although the medical loss ratio is a ratio which is used to determine the percentage of premium dollars which are spent to pay claims, it is only one indicator among many which address the quality of health care provided by the HMO.

NOTES

1. National Association of Insurance Commissioners (NAIC), About the NAIC.
2. Florida Office of Insurance Regulation Press Release November 10, 2015.
3. Florida Office of Insurance Regulation, Long Range Program Plan, FY 2016-17through FY 2020-21, (September 30, 2015).
4. Market Investigations is included under Compliance and Enforcement for state budgetary purposes. Operationally, it is under the Office of the General Counsel.
5. U.S. Department of Commerce, Bureau of Economic Analysis (note: October 2016 for 2015).
6. U.S. Department of Commerce, Bureau of Economic Analysis. Table Series SA27, SA27N: “Total full-time and part-time employment by NAICS industry, Insurance carriers and related activities” specific to Florida for 2015. The insurance carriers SIC group includes carriers of insurance of all types, including reinsurance agents and brokers dealing in insurance and organizations rendering services to insurance carriers or to policyholders are classified in Major Group 64. Industries in the Insurance Carriers and related Activities NAICS subsector group establishments are primarily engaged in one of the following (1) underwriting (assuming the risk, assigning premiums, and so forth) annuities and insurance policies or (2) facilitating such underwriting by selling insurance policies, and by providing other insurance and employee-benefit related services. The number includes both full and part-time employees.
7. U.S. Department of Commerce, Bureau of Economic Analysis (BEA), U.S. Department of Commerce. The number is calculated (Table series SA27, SA27N: “Total full-time and part-time employment by NAICS industry” specific to Florida) divided into (Same table series but specific to “Insurance carriers and related activities.”)
8. Average compensation per job is based upon regional data published by the U.S. Department of Commerce, Bureau of Economic Analysis, for 2015. (Table series SA6, SA6N: “Compensation of employees by industry,” specific to “insurance carriers and related activities” for Florida) divided by (Table Series SA27, SA27N: “Total full-time and part-time employment by NAICS industry” specific to ‘insurance carriers and related activities’ for Florida).
9. U.S. Department of Commerce, Bureau of Economic Analysis (BEA). From Table Series SA6, SA6N: “Compensation of employees by NAICS industry” for 2014 and 2015.
10. Florida Office of Insurance Regulation estimate based on data from the U.S. Department of Commerce, Bureau of Economic Analysis (BEA). Gross state product is the total value of all of the goods and services produced in Florida in a given year.
11. Compiled by the Florida Office of Insurance Regulation from data maintained by the Florida Department of Revenue.
12. Florida Office of Insurance Regulation.
13. National Association of Insurance Commissioners, State Insurance Regulation in Florida: Key Facts and Trends.
14. 16 National Association of Insurance Commissioners: State Insurance Regulation in California: Key Facts and Trends; State Insurance Regulation in New York: Key Facts and Trends; State Insurance Regulation in Texas Key Facts and Trends; and State Insurance Regulation: Key Facts and Trends (United States).
15. Florida Office of Insurance Regulation Press Release August 4, 2014.
16. Florida Office of Insurance Regulation Federal Healthcare Reform Webpage 2014 and 2015 Plan Year Information.
17. Florida Office of Insurance Regulation Press Releases August 4, 2014 and August 26, 2016.
18. Managed Care Quarterly Data Summary (December 31 2012-2015).
19. Managed Care Quarterly Data Summary (December 31 2012-2015).
20. Life & Health Market Overview Reports (Calendar Year 2015) – October 13, 2016
21. Florida’s Regulatory Life Claims Settlement Agreements.

22. Florida Office of Insurance Regulation Press Release December 17, 2015
23. Life & Health Market Overview Reports (Calendar Year 2015) – October 13, 2016
24. Life & Health Market Overview Reports (Calendar Year 2015) – October 13, 2016
25. Life & Health Market Overview Reports (Calendar Year 2015) – October 13, 2016
26. Life & Health Market Overview Reports (Calendar Year 2015) – October 13, 2016
27. Life & Health Market Overview Reports (Calendar Year 2015) – October 13, 2016
28. Office of Insurance Regulation Long-Range Program Plan (LRPP) - September 2016
29. Office of Insurance Regulation 2015 Takeout Summary and Citizens Property Insurance Corporation, Policies in Force December 31, 2012, 2014, and 2015.
30. Florida Office of Insurance Regulation Order “Termination of Emergency Assessment for 2005 Plan Year Deficit for Citizens Property Insurance Corporation,” (March 5, 2015), Citizens Property Insurance Press Release (December 1, 2015), and Citizens President’s Report (March 16, 2016).
31. Florida Office of Insurance Regulation, Medical Malpractice Financial Information Closed Claims Database and Rate Filings, Annual Report 2016 (2015 data).
32. Florida Office of Insurance Regulation, Workers’ Compensation Annual Report 2016 (2015 data).
33. Florida Office of Insurance Regulation, Market Investigations.



FLORIDA OFFICE OF INSURANCE REGULATION

David Altmaier, Insurance Commissioner

200 E. Gaines Street – Tallahassee, Florida 32399

Phone: (850) 413-3140

www.floir.com