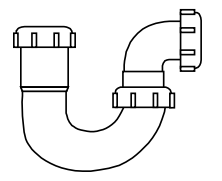
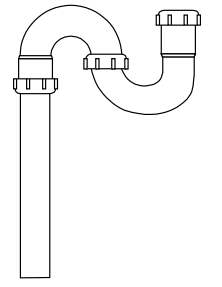
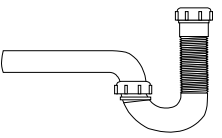
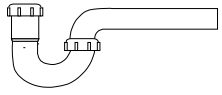
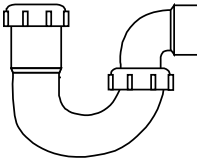
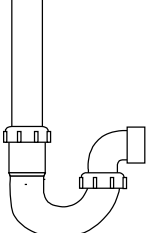
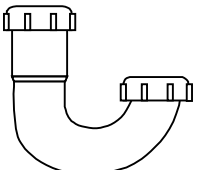
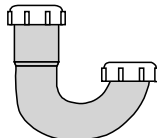
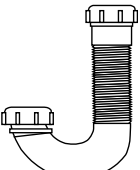
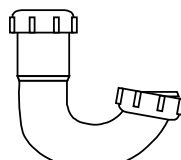
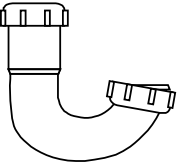
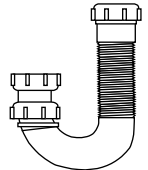

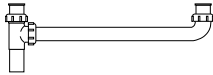
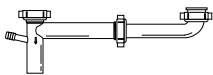
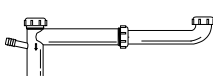
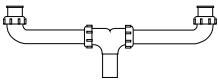
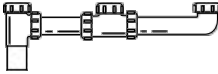

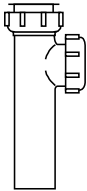
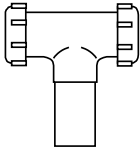


Part Number	Item Description	UPC No.	Box Qty	Box Wt	Ship Ctn Qty	Ship Ctn Wt	Ship Cubic Ft
P-TRAP. FOR CONNECTION TO WALL							
PP941W	White. 1/4" O.D. For lavatory 1 Per Card. 7"H x 12"W	00941 2	-	-	5	2.2	.52
PP20941	White. 1/4" O.D. For lavatory 1 Per Bag. 13.25"H x 8"W	20941 6	-	-	25	10.5	1.64
PP940W	White. 1/2" x 1/2" or 1/2" x 1/4" For kitchen or lavatory 1 Per Card. 7"H x 12"W	00940 5	-	-	5	2.2	.52
PP20940	White. 1/2" x 1/2" or 1/2" x 1/4" For kitchen or lavatory 1 Per Bag. 13.25"H x 8"W	20940 9	-	-	25	10.5	1.64
FLEX 'N FIX P-TRAP							
PP812-40	White. 1/2" x 1/2" or 1/2" x 1/4" For kitchen or lavatory 1 Per Card. 10.75"H x 8.625"W	81240 1	6	3.1	24	12.6	.99
PP21240	White. 1/2" x 1/2" or 1/2" x 1/4" For kitchen or lavatory 1 Per Bag. 8"H x 12.75"W	20240 0	-	-	5	2.6	.50
S-TRAP. FOR CONNECTION TO FLOOR							
PP943W	White. 1/4" O.D. For lavatory 1 Per Card. 24"H x 9.75"W	00943 6	-	-	5	4.7	1.05
PP20943	White. 1/4" O.D. For lavatory 1 Per Bag. 24"H x 9"W	20943 0	-	-	20	11.8	1.85
PP66-3W	White. 1/2" O.D. For kitchen or lavatory 1 Per Card. 24"H x 9.75"W	00663 3	-	-	5	4.8	1.05
PP20663	White. 1/2" O.D. For kitchen or lavatory 1 Per Bag. 24"H x 9"W	20663 7	-	-	15	9.2	1.85
REPAIR TRAP. FOR KITCHEN OR LAVATORY							
PP960W	White. 1/2" O.D. Outlet connects to either 1/4" O.D. or 1/2" O.D. tube size 1 Per Card. 7"H x 7.75"W	00960 3	-	-	5	2.36	.50
PP20960	White. 1/2" O.D. Outlet connects to either 1/4" O.D. or 1/2" O.D. tube size 1 Per Bag. 10"H x 7"W	20960 7	-	-	5	1.84	.31

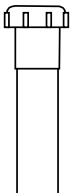



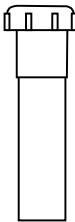
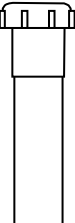


Part Number	Item Description	UPC No. 046224	Box Qty	Box Wt	Ship Ctn Qty	Ship Ctn Wt	Ship Cubic Ft
	SINK TRAP. SOLVENT WELD CONNECTS TO 1 1/2" SCHEDULE 40 OUTLET FOR KITCHEN OR LAVATORY PP950W White. 1 1/2" O.D. 1 Per Card. 7"H x 7.75"W	00950 4	-	-	5	2.5	.50
	PP20950 White. 1 1/2" O.D. 1 Per Bag. 10"H x 7"W	20950 8	-	-	10	3.7	.50
	WASHING MACHINE TRAP. SOLVENT WELD CONNECTS TO 1 1/2" SCHEDULE 40 PP66-6W White. 1 1/2" O.D. x 20 1/2" 1 Per Card. 24"H x 9.75"W	00666 4	-	-	5	3.7	1.05
	PP20666 White. 1 1/2" O.D. x 20 1/2" 1 Per Bag. 24"H x 9"W	20666 8	-	-	5	3.2	.67
	J-BEND FOR P & S-TRAP PP946W White. 1 1/4" x 1 1/4" 1 Per Card. 7"H x 6.75"W	01424 9	-	-	5	2.5	-
	PP20946 White. 1 1/4" x 1 1/4" 1 Per Bag. 6"H x 8"W	70498 0	-	-	10	2.7	.50
	PP66-1W White. 1 1/2" x 1 1/2" or 1 1/2" x 1 1/4" 1 Per Card. 7"H x 6.75"W	00661 9	-	-	5	1.9	.28
	PP20661 White. 1 1/2" x 1 1/2" or 1 1/2" x 1 1/4" 1 Per Bag. 10"H x 7"W	20661 3	-	-	10	2.7	.50
	New SQUEEZE J-BEND FOR P & S-TRAP OUR EXCLUSIVE "BLUE RUBBER" J BEND Squeeze and release to remove obstructions Blue Rubber. 1 1/2" x 1 1/2" or 1 1/2" x 1 1/4" 1 Per Card. 9.18"H x 8.25"W	02210 7	6	1.9	24	7.7	.37
	FLEX 'N FIX J-BEND PP812-50 White. 1 1/2" x 1 1/2" or 1 1/2" x 1 1/4" 1 Per Card. 8.75"H x 7.875"W	81250 0	6	1.9	24	7.7	.37
	PP21250 White. 1 1/2" x 1 1/2" or 1 1/2" x 1 1/4" 1 Per Bag. 13.25"H x 8"W	21250 8	-	-	5	1.5	.31
	SINK TRAP J-BEND FOR USE WITH ELBOW OUTLET CONNECTS TO 1 1/2" I.P.S. ELBOW PP66-2W White. 1 1/2" x 1 1/2" or 1 1/2" x 1 1/4" 1 Per Card. 7"H x 6.75"W	00662 6	-	-	5	1.4	.28







Part Number	Item Description	UPC No.	Box Qty	Box Wt	Ship Ctn Qty	Ship Ctn Wt	Ship Cubic Ft
CONTINUED							
	PP20662 SINK TRAP J-BEND FOR USE WITH ELBOW OUTLET CONNECTS TO 1 1/2" I.P.S. ELBOW White. 1 1/2" x 1 1/2" or 1 1/2" x 1 1/4" 1 Per Bag. 10"H x 7"W	20662 0	-	-	10	2.2	.50
FLEX 'N FIX SINK TRAP J-BEND							
	PP812-55 1 1/2". Outlet connects to 1 1/2" I.P.S. Elbow 1 Per Card. 8.75"H x 7.875"W	81255 5	6	1.5	24	7.5	1.85
	PP218255 1 1/2". Outlet connects to 1 1/2" I.P.S. Elbow 1 Per Bag. 13.25"H x 8"W	90913 2	-	-	5	1.7	-
WALL TUBES							
	PP66-15W White. 1 1/4" 1 Per Hangtag. 15"H x 2.3"W	01360 0	-	-	5	1.6	-
	PP20942 White. 1 1/4" 1 Per Bag. 10"H x 14"W	20942 3	-	-	5	1.6	.31
	PP66-13W White. 1 1/2" 1 Per Hangtag. 15"H x 2.3"W	01361 7	-	-	5	1.6	-
	PP20949 White. 1 1/2" 1 Per Bag. 10"H x 14"W	20949 2	-	-	10	3.7	.50
MASTERWASTE END OUTLET							
SLIP JOINT OR DIRECT CONNECT							
	PP925W White. 1 1/2" x 16". C to E with baffle tee 1 Per Card. 8.62"H x 19.75"W	00925 2	-	-	5	3.9	.99
	PP20925 White. 1 1/2" x 16". C to E with baffle tee 1 Per Bag. 21.25"H x 6.13"W	20925 6	-	-	15	8.75	1.64
END OUTLET WASTE. 1 1/2" X 11" TO 20"							
DIRECT CONNECT WITH 3/4" BR. TALIPIECE							
	PP20119AW White. With telescoping tee 1 Per Bag. 24"H x 15.75"W x 7.5"D	73473 4	-	-	10	5.8	-
END OUTLET WASTE. 1 1/2" X 11" TO 20"							
SLIP JOINT WITH 3/4" BR. TALIPIECE							
	PP919W White. With telescoping tee 1 Per Card. 10.5"H x 19.25"W x 1.25"D	01423 2	-	-	5	2.9	-
	PP20119W White. With telescoping tee 1 Per Bag. 24"H x 15.75"W x 7.5"D	73472 7	-	-	10	5.8	-


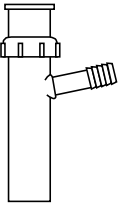
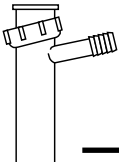
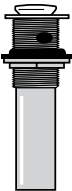
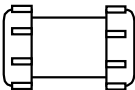
Part Number	Item Description	UPC No. 046224	Box Qty	Box Wt	Ship Ctn Qty	Ship Ctn Wt	Ship Cubic Ft
	PP930W MASTERWASTE CENTER OUTLET SLIP JOINT OR DIRECT CONNECT White. 1½" x 16". C to C with baffle tee 1 Per Card. 8.62"H x 19.75"W	00930 6	-	-	5	3.9	.99
	PP20930 White. 1½" x 16". C to C with baffle tee 1 Per Bag. 13.25"H x 8"W	20930 0	-	-	5	3.2	1.64
	PP20141 TRIPLE BOWL CONTINUOUS WASTE SLIP JOINT OR DIRECT CONNECT White. 1½" x 25" 1 Per Card. 8.63"H x 20.5"W	20141 0	-	-	15	12.9	.99
	PP20935 1½" X 1½" UTILITY P-TRAP DIRECT CONNECT White. 1 Per Bag. 21.63"H x 11.63"W x 17.25"D	20935 5	-	-	25	15.6	-
	PP66-9W MASTERWASTE DRAIN TUBE SLIP JOINT OR DIRECT CONNECT FOR USE WITH END OR CENTER OUTLET TEE White. 1½" x 15" 1 Per Card. 6.125"H x 13"W	00669 5	-	-	5	2.5	.63
	PP20669 White. 1½" x 15" 1 Per Bag. 21.25"H x 6.13"W	20669 9	-	-	10	3.6	.67
	PP66-8W MASTER END OUTLET TEE & TAILPIECE WITH BAFFLE SLIP JOINT OR DIRECT CONNECT White. 1½" 1 Per Card. 10.1875"H x 6"W	00668 8	-	-	5	1.9	.37
	PP20668 White. 1½" 1 Per Bag. 12"H x 6.13"W	20668 2	-	-	10	2.8	.31
	PP66-7W CENTER OUTLET TEE & TAILPIECE WITH BAFFLE White. 1½" 1 Per Card. 10.187"H x 6"W	00667 1	-	-	5	2.1	.37
	PP20667 White. 1½" 1 Per Bag. 12"H x 6.13"W	20667 5	-	-	5	1.3	.23

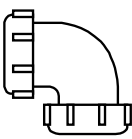
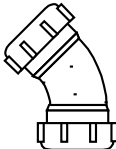
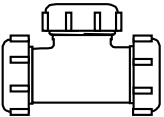

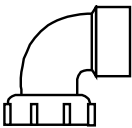
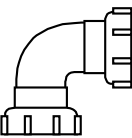
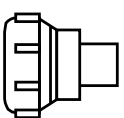
Part Number	Item Description	UPC No.	Box Qty	Box Wt	Ship Ctn Qty	Ship Ctn Wt	Ship Cubic Ft
SINK TAILPIECES. 1 1/2"							
PP10-4W	White. 4" 1 Per Hangtag. 7"H x 2.3"W	01696 0	-	-	5	.33	-
PP10-4B	Black. 4" 1 Per Hangtag. 7"H x 2.3"W	01695 3	-	-	5	.33	-
PP905W	White. 6" 1 Per Hangtag. 9"H x 2.3"W	01729 5	-	-	5	.59	-
PP905B	Black. 6" 1 Per Hangtag. 9"H x 2.3"W	01728 8	-	-	5	.59	-
PP20905	White. 6" 1 Per Bag. 11"H x 4.5"W	20905 8	-	-	25	2.9	.50
PP10-8W	White. 8" 1 Per Hangtag. 15"H x 2.3"W	01698 4	-	-	5	.60	.26
PP10-8B	Black. 8" 1 Per Hangtag. 15"H x 2.3"W	01697 7	-	-	5	.60	.26
PP906W	White. 12" 1 Per Hangtag. 15"H x 2.3"W	01731 8	-	-	5	1.1	.26
PP906B	Black. 12" 1 Per Hangtag. 15"H x 2.3"W	01730 1	-	-	5	1.1	.26
PP20906	White. 1 1/2" x 12" 1 Per Bag. 17"H x 4.5"D	20906 5	-	-	25	4.8	1.02
DOUBLE FLANGED SINK TAILPIECE							
PP21116W	White. 1 1/2" x 16" 1 Per Bag. 17"H x 4.5"D	21116 7	-	-	10	3.6	.50
EXTENSION TUBES. SLIP JOINT. 1 1/4"							
PP944W	White . 6" 1 Per Hangtag. 9"H x 2.3"W	01734 9	-	-	5	.90	-
PP20944	White. 6" 1 Per Bag. 11"H x 4.5"W	20944 7	-	-	25	3.2	.5
PP42-8W	White . 8" 1 Per Hangtag. 11"H x 2.3"W	01714 1	-	-	5	1.1	-
PP945W	White . 12" 1 Per Hangtag. 15"H x 2.3"W	01735 6	-	-	5	1.3	.26

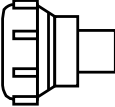

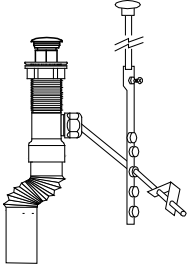
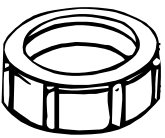
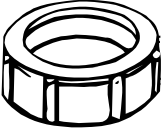
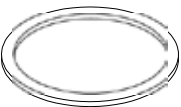


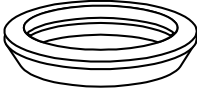

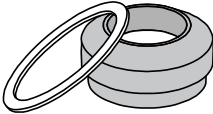

Part Number	Item Description	UPC No. 046224	Box Qty	Box Wt	Ship Ctn Qty	Ship Ctn Wt	Ship Cubic Ft	
CONTINUED								
	EXTENSION TUBES. SLIP JOINT. 1 1/4"							
	PP20945	White . 12" 1 Per Bag. 17"H x 4.5"W	20945 4	-	-	25	4.5	1.02
	EXTENSION TUBES. SLIP JOINT. 1 1/2"							
	PP55-2W	White . 6" 1 Per Hangtag. 9"H x 2.3"W	01762 2	-	-	5	.98	.14
	PP55-2B	Black. 6" 1 Per Hangtag. 9"H x 2.3"W	01717 2	-	-	5	.98	.14
	PP20552	White . 6" 1 Per Bag. 11"H x 4.5"W	20552 4	-	-	25	3.8	.50
	PP40-8W	White . 8" 1 Per Hangtag. 11"H x 2.3"W	01711 0	-	-	5	1.3	-
	PP40-8B	Black. 8" 1 Per Hangtag. 11"H x 2.3"W	01710 3	-	-	5	1.3	-
	PP55-12W	White . 12" 1 Per Hangtag. 15"H x 2.3"W	01716 5	-	-	5	1.6	-
	PP55-12B	Black. 12" 1 Per Hangtag. 15"H x 2.3"W	01715 8	-	-	5	1.6	-
	PP205512	White . 12" 1 Per Bag. 17"H x 4.5"W	25512 3	-	-	25	5.9	1.02
	PP205512B	Black. 12" 1 Per Bag. 17"H x 4.5"W	73966 1	-	-	25	5.9	.89
DOUBLE END EXTENSION TUBES								
	SLIP JOINT. 1 1/4"							
	PP42-16W	White. 16" 1 Per Hangtag. 19"H x 2.3"W	01713 4	-	-	5	1.8	-
DOUBLE END EXTENSION TUBES								
	SLIP JOINT. 1 1/2"							
	PP41-16W	White. 16" 1 Per Hangtag. 19"H x 2.3"W	01462 1	-	-	5	1.9	-
	PP41-16B	Black. 16" 1 Per Hangtag. 19"H x 2.3"W	01712 7	-	-	5	1.9	-

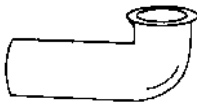

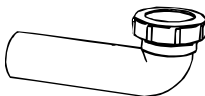

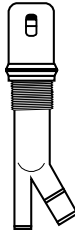
Part Number	Item Description	UPC No.	Box Qty	Box Wt	Ship Ctn Qty	Ship Ctn Wt	Ship Cubic Ft
CONTINUED							
DOUBLE END EXTENSION TUBES							
SLIP JOINT. 1 1/2"							
	PP24116W White. 16" 1 Per Bag. 17"H x 4.5"W	24116 4	-	-	10	3.4	.50
FLEX 'N FIX EXTENSION TUBES							
SLIP JOINT. 1 1/4"							
	PP812-5 9" 1 Per Hangtag. 12"H x 2.3"W	81205 0	6	1.4	24	5.9	.26
	PP21205 9" 1 Per Bag. 17"H x 4.5"W	21205 8	-	-	25	2.7	.50
FLEX 'N FIX EXTENSION TUBES							
SLIP JOINT. 1 1/2"							
	PP812-6 12" 1 Per Hangtag. 15"H x 2.3"W	81206 7	6	1.6	24	6.4	.26
	PP21206 12" 1 Per Bag. 17"H x 4.5"W	21206 5	-	-	10	2.6	.50
FLEX 'N FIX SINK TAILPIECE. 1 1/2"							
	PP812-7 7". Slip Joint or Direct Connect 1 Per Card. 10"H x 3.5"W	01764 6	6	1.8	24	7.2	-
	PP812-1 12". Direct Connect 1 Per Hangtag. 15"H x 2.3"W	81201 2	6	1.7	24	6.9	.26
	PP21201 12". Direct Connect 1 Per Bag. 17"H x 4.5"W	21201 0	-	-	10	2.6	.50
FLEX 'N FIX DOUBLE SLIP COUPLING							
	PP812-15 1 1/2" x 1 1/2" or 1 1/4" x 1 1/4" 1 Per Hangtag. 9"H x 2.3"W	81215 9	6	1.4	24	5.6	.28
	PP21215 1 1/2" x 1 1/2" or 1 1/4" x 1 1/4" 1 Per Bag. 11"H x 4.5"W	21215 7	-	-	10	1.9	.31
EXTENSION TUBES							
SOLVENT WELD. 1 1/2"							
	PP910W White. 6" 1 Per Hangtag. 9"H x 2.3"W	01732 5	-	-	5	1.1	.14
	PP20910 White. 6" 1 Per Bag. 11"H x 4.5"W	20910 2	-	-	5	1.0	.15

Part Number	Item Description	UPC No.	Box Qty	Box Wt	Ship Ctn Qty	Ship Ctn Wt	Ship Cubic Ft
CONTINUED							
EXTENSION TUBES							
SOLVENT WELD. 1 1/2"							
	PP911W	White. 12" 1 Per Hangtag. 15"H x 2.3"W	01733 2	-	-	5	1.8 .14
	PP20911	White. 12" 1 Per Bag. 17"H x 4.5"W	20911 9	-	-	5	1.8 .89
MASTER DISHWASHER BRANCH							
TAILPIECE. SLIP JOINT OR DIRECT							
CONNECT. FOR USE WITH HOSE AND CLAMP							
	PP66-4W	1 1/2" x 8". 3/4" (7/8" O.D.) Branch 1 Per Card. 10.187"H x 6"W	00664 0	-	-	5	1.7 .37
	PP20664	1 1/2" x 8". 3/4" (7/8" O.D.) Branch 1 Per Bag. 12"H x 6.13"W	20664 4	-	-	25	7.6 1.02
	PP66-14W	1 1/2" x 8". 3/4" (5/8" O.D.) Branch 1 Per Card. 10.187"H x 6"W	73131 3	-	-	5	1.8 .37
	PP20308W	White. 1 1/2" x 8". 3/4" (7/8" O.D.) Branch For use with rubber hose and clamp 1 Per Bag. 12.5"H x 5.75"W x 7.5"D	74054 4	-	-	5	.90 .37
	P.O. PLUGS. ONE PIECE WITH						
LIFT 'N LOK TOP. STAINLESS STEEL RIM							
	PP55-1	1 1/4" x 5" 1 Per Card. 8.5"H x 3.5"W	00551 3	-	-	5	.75 .14
	PP20551	1 1/4" x 5" 1 Per Bag. 11"H x 4.5"W	20551 7	-	-	10	2.6 .31
STRAIGHT EXTENSION COUPLINGS							
SLIP JOINT							
	PP55-4W	1 1/2" x 1 1/2" with 1 1/2" x 1 1/4" reducing washers 1 Per Hangtag. 4.75"H x 2.3"W	01718 9	-	-	5	.87 .22
	PP20554	1 1/2" x 1 1/2" with 1 1/2" x 1 1/4" reducing washers 1 Per Bag. 7.5"H x 6.13"W	20554 8	-	-	10	1.7 .31

Part Number	Item Description	UPC No.	Box Qty	Box Wt	Ship Ctn Qty	Ship Ctn Wt	Ship Cubic Ft
90° EXTENSION COUPLINGS							
	PP55-5W 1 1/2" x 1 1/2" with 1 1/2" x 1 1/4" reducing washer 1 Per Hangtag. 4.75"H x 2.3"W	01719 6	-	-	5	.87	.22
	PP20555 1 1/2" x 1 1/2" with 1 1/2" x 1 1/4" reducing washer 1 Per Bag. 7.5"H x 6.13"W	20555 5	-	-	10	1.7	.31
45° EXTENSION COUPLINGS							
	PP55-7W 1 1/2" x 1 1/2" with 1 1/2" x 1 1/4" reducing washer 1 Per Hangtag. 6.5"H x 2.3"W	01722 6	-	-	5	.87	.22
	PP20557 1 1/2" x 1 1/2" with 1 1/2" x 1 1/4" reducing washer 1 Per Bag. 7.5"H x 6.13"W	20557 9	-	-	5	.67	.15
3-WAY SLIP COUPLING TEE							
	PP55-6W 1 1/2" x 1 1/2" with 1 1/2" x 1 1/4" reducing washer 1 Per Hangtag. 4.75"H x 6.88"W	01721 9	-	-	5	1.5	.22
	PP20556 1 1/2" x 1 1/2" with 1 1/2" x 1 1/4" reducing washer 1 Per Bag. 7.5"H x 6.13"W	20556 2	-	-	5	1.2	.15
MARVEL CONNECTOR. WHITE							
	PP999W 1 1/2" Comp. x 1 1/2" Sch. 40 Solvent Weld 1 Per Hangtag. 4"H x 2.3"W	01736 3	-	-	5	.72	.12
	PP20999 1 1/2" Comp. x 1 1/2" Sch.40 Solvent Weld 1 Per Bag. 7.5"H x 6.13"W	20999 7	-	-	20	2.6	.31
90° ELBOW. SOLVENT WELD							
	PP55-11 1 1/2" for Solvent weld connection with captured nut 1 Per Card. 4.75"H x 6.875"W	05511 2	-	-	5	1.2	.50
1 1/2" I.P.S. THREADED OUTLET ELBOW FOR USE WITH WASHING MACHINE DRAIN CONNECTION OR J BEND							
	PP66-10W White 1 Per Card. 4.75"H x 6.88"W	06610 1	-	-	5	1.3	.22
	PP26610 White 1 Per Bag. 7.5"H x 6.13"W	26610 5	-	-	5	.94	.15
VANITY REDUCER COUPLING SOLVENT WELD							
	PP55-8W 1 1/2" Slip Joint x 1 1/4" Solvent Weld 1 Per Hangtag. 4.5"H x 2.3"W	01723 3	-	-	5	.91	.22

Part Number	Item Description	UPC No. 046224	Box Qty	Box Wt	Ship Ctn Qty	Ship Ctn Wt	Ship Cubic Ft
CONTINUED							
VANITY REDUCER COUPLING							
SOLVENT WELD							
	PP20558	1 1/2" Slip Joint x 1 1/4" . With red washer 1 Per Bag. 7.5"H x 6.13"W	20558 6	-	-	5	.54 .15
POP-UP ASSEMBLY. 1 1/4"							
COMPLETE WITH LIFT ROD, PLUNGER, AND LINKAGE							
	PP820-70	Chrome Plated 1 Per Card. 11.37"H x 4.63"W	82070 3	-	-	24	16.9 .68
	PP22070	Chrome Plated 1 Per Bag. 7.5"H x 6.13"W	22070 1	-	-	10	12.5 .89
	PP22071	Polished Brass 1 Per Bag. 7.5"H x 6.13"W	22071 8	-	-	10	5.7 1.87
FLEX 'N FIX POP-UP ASSEMBLY. 1 1/4"							
COMPLETE WITH LIFT ROD, PLUNGER, AND LINKAGE							
	PP812-70	Chrome Plated 1 Per Card. 11.37"H x 4.63"W	01765 3	6	2.5	24	10.1 -
SLIP JOINT NUTS							
1 1/4" x 1 1/4"							
	PP956	White 1 Per Card. 3.875"H x 2.875"W	00956 6	-	-	25	1.8 .35
	PP20956	White 1 Per Bag. 4"H x 5"W	20956 0	-	-	25	1.4 .15
SLIP JOINT NUTS							
1 1/2" x 1 1/2"							
	PP955W	White 1 Per Card. 3.875"H x 2.875"W	00955 9	5	.40	25	2.1 .35
	PP20955	White, 1 1/2" x 1 1/2" 1 Per Bag. 5.5"H x 4"W	20955 3	-	-	25	1.1 .15
RUBBER WASHER							
1 1/2" x 1 1/4"							
	PP966	Slip Joint 1 Per Card. 3.75"H x 2.625"W	00966 5	6	.38	24	1.5 .08

Part Number	Item Description	UPC No.	Box Qty	Box Wt	Ship Ctn Qty	Ship Ctn Wt	Ship Cubic Ft
POLYWASHERS							
PP965	1-1½" x 1¼" 1-1½" x 1½" 1 Set Per Card. 3.875"H x 2.875"W	00965 8	5	.20	25	1.1	.08
PP20965	1-1½" x 1¼" 1-1½" x 1½" 1 Set Per Bag. 4.5"H x 3.25"W	20965 2	-	-	25	.65	.08
 PP855-35	1¼" x 1¼" 2 Per Card. 3.875"H x 2.875"W	85535 4	5	.29	25	1.5	.35
PP25535	1¼" x 1¼" 2 Per Bag. 4.88"H x 3.75"W	25535 2	-	-	25	.73	.08
PP855-19	1½" x 1½" 2 Per Card. 3.875"H x 2.875"W	85519 4	5	.29	25	1.5	.35
PP25519	1½" x 1½" 2 Per Bag. 4.88"H x 3.75"W	25519 2	-	-	25	2.2	.15
PP855-15	1½" 1 Per Card. 3.875"H x 2.875"W	85515 6	5	.27	25	1.36	.35
PP25515	1½" 1 Per Bag. 4.88"H x 3.75"W	25515 4	-	-	25	.54	.08
SHALLOW FLANGES							
PP802-92	White. 1½" I.P.S. 1 Per Card. 5.375"H x 4.625"W	01421 8	6	.30	24	1.2	-
 PP20292	White. 1½" I.P.S. 1 Per Bag. 4.88"H x 3.75"W	20292 9	-	-	25	1.2	.23
PP20871	White. 2" I.P.S. 1 Per Bag. 4.88"H x 3.75"W	20871 6	-	-	25	1.2	.23
DISPOSER GASKET							
 PP25576	With friction ring. For Waste King disposals 1 Per Bag. 5.5"H x 4"W	25576 5	-	-	15	.09	.17
GARBAGE DISPOSER GASKET							
 PP855-77	For In-Sink-Erator disposals 1 Per Card. 4.885"H x 3.75"W	85577 4	6	.46	24	1.9	.35

Part Number	Item Description	UPC No. 046224	Box Qty	Box Wt	Ship Ctn Qty	Ship Ctn Wt	Ship Cubic Ft	
IN-SINK-ERATOR DISPOSAL ELBOWS								
PP855-78	1 Per Hangtag. 9"H x 2.3"W	85578 1	-	-	5	.82	.14	
	PP25578	1 Per Bag. 6.13"H x 7"W	25578 9	-	-	5	.62	.15
PP25578ABS	Black 1 Per Bag. 9"H x 3.75"W x 7.5"D	74061 2	-	-	5	.62	.15	
IN-SINK-ERATOR TAILPIECE								
	PP25580	1 Per Bag. 12.5"H x 5.75"W x 7.5"D	25580 2	-	-	5	.54	-
WASTE KING DISPOSAL ELBOWS								
	PP855-79	With nut 1 Per Hangtag. 9"H x 2.3"W	85579 8	-	-	5	1.2	.22
PP25579ABS	Black. With nut 1 Per Bag. 9"H x 3.75"W x 7.5"D	74062 9	-	-	5	.54	.22	
MECHANICAL PLUMBING VENTS								
	PP25536	1 1/2" x 1 1/2" 1/2" O.D. Chrome Plated Bagged. 5"H x 7.75"W x 7.5"D	25536 9	-	-	5	1.2	-
PP855-39	1/2" O.D. 1 Per Card. 5.5"H x 4.625"W	85539 2	6	1.2	24	5.1	.28	
PP25539	1/2" O.D. 1 Per Bag. 5"H x 7.75"W x 7.5"D	25539 0	-	-	10	2.3	.28	
AIR GAPS								
	PP855-70	Dishwasher air gap 5/8" O.D. Inlet x 7/8" O.D. Outlet 1 Per Card. 12.75"H x 3.875"W	15570 6	6	1.3	24	5.3	.50
PP25570	Dishwasher air gap 5/8" O.D. Inlet x 7/8" O.D. Outlet 1 Per Bag. 6.13"H x 12.5"W x 1.75"D	25570 3	-	-	25	5.4	.50	