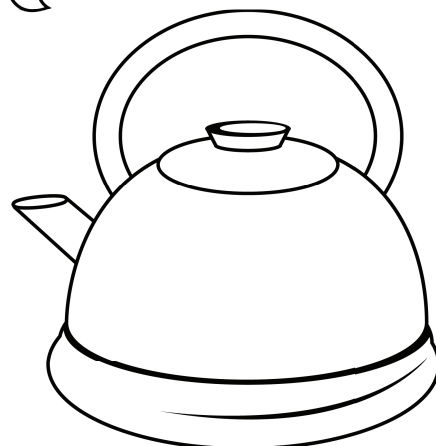

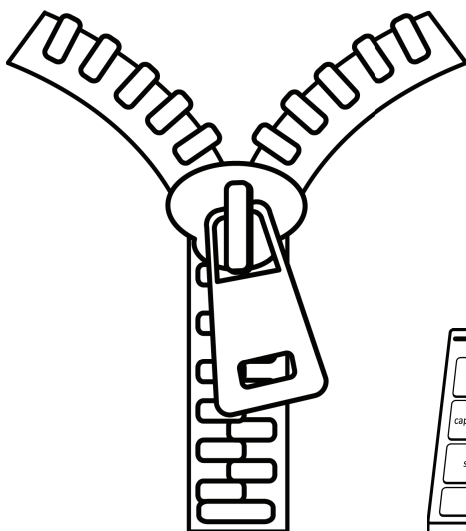


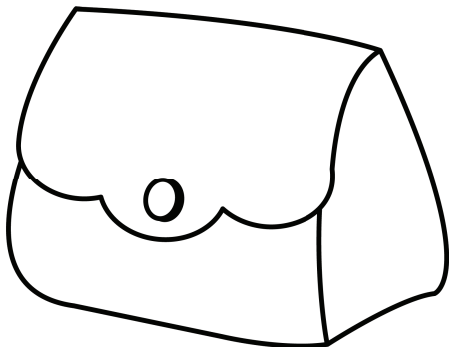
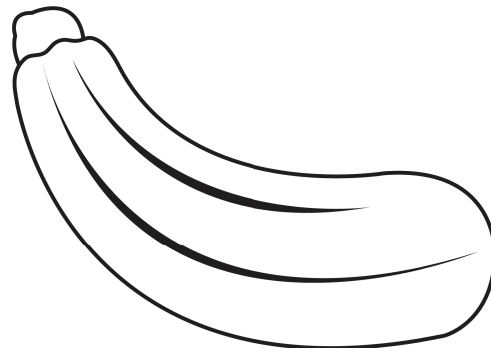



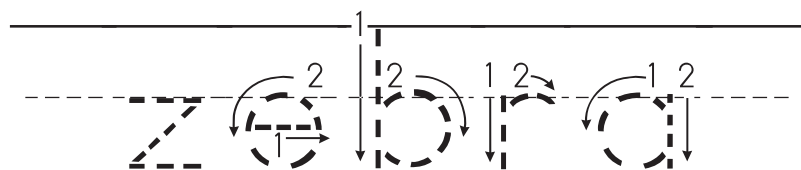

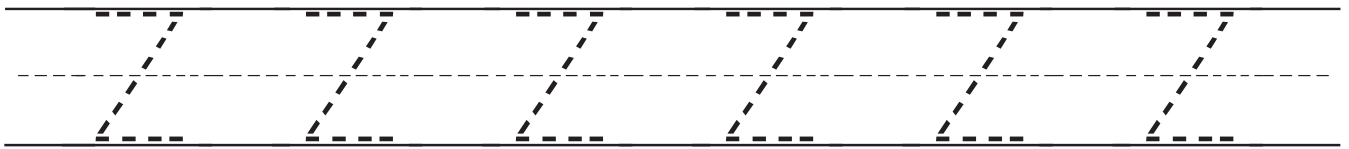
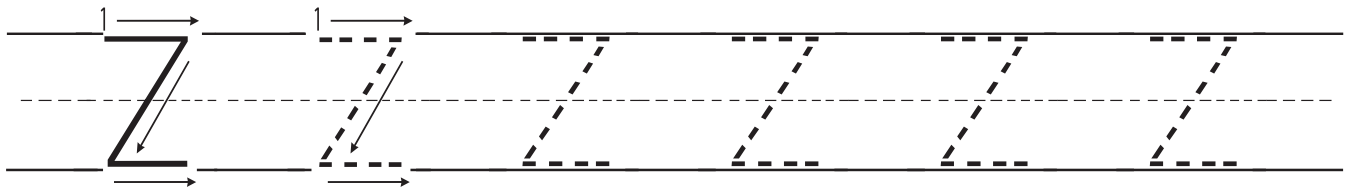
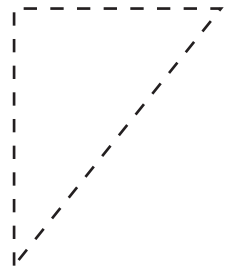

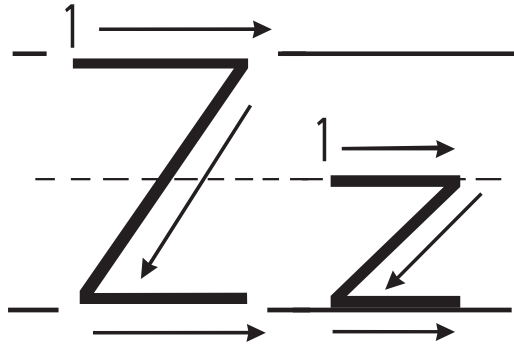

Name: _____

Color the pictures that begin with the letter Z.




Name: _____

Trace!



Name: _____

Circle all the letters Z.



Z

M

U

T

Z

I

A

Y

Z

X

j

I

M

Y

W

Z

Z

Z

R

i

y

Z

M

j

Z

y

C

Z

Name: _____

Color the Z's and z's yellow.




The illustration features a hand with the following letters and symbols:

- Thumb: V
- Index: c
- Middle: f
- Ring: z
- Pinky: z
- Wrist: z
- Palm: z
- Between index and middle: y
- Between middle and ring: f
- Between ring and pinky: j
- Between pinky and wrist: z
- Between wrist and thumb: z
- Between thumb and index: v
- Between index and middle: e
- Between middle and ring: s
- Between ring and pinky: i
- Between pinky and wrist: z
- Between wrist and thumb: z
- Between thumb and index: y
- Between index and middle: n
- Between middle and ring: z
- Between ring and pinky: z
- Between pinky and wrist: z
- Between wrist and thumb: z
- Between thumb and index: y
- Between index and middle: e
- Between middle and ring: s
- Between ring and pinky: i
- Between pinky and wrist: z
- Between wrist and thumb: z
- Between thumb and index: y
- Between index and middle: n
- Between middle and ring: z
- Between ring and pinky: z
- Between pinky and wrist: z
- Between wrist and thumb: z
- Between thumb and index: y
- Between index and middle: n
- Between middle and ring: z
- Between ring and pinky: z
- Between pinky and wrist: z
- Between wrist and thumb: z
- Between thumb and index: y
- Between index and middle: n
- Between middle and ring: z
- Between ring and pinky: z
- Between pinky and wrist: z
- Between wrist and thumb: z

Name: _____

**Draw a path from start to finish
by following the letter Z.**



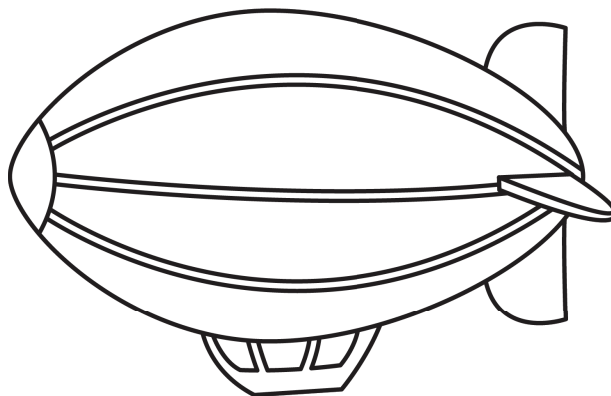
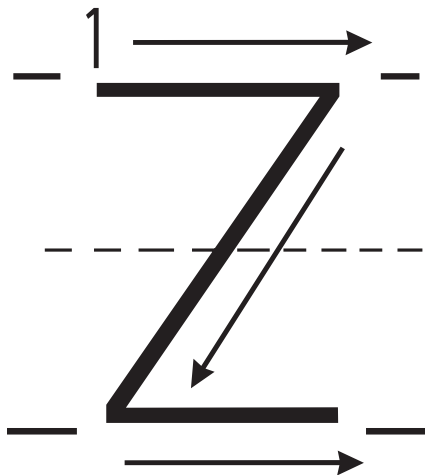

start

i	z	n	G	X	m	X	e	K	Y	d	m
v	Z	Z	P	x	N	n	v	r	R	r	V
d	Y	z	T	x	q	a	x	F	Z	R	H
E	y	Z	S	B	S	u	i	x	p	r	C
z	Z	z	V	w	z	Z	z	S	e	R	v
Z	y	v	l	Y	Z	r	Z	x	z	Z	z
z	Z	z	Z	z	z	u	z	S	Z	T	Z
Y	w	H	y	L	p	q	z	e	z	S	z
y	Y	y	Y	R	b	X	Z	z	Z	J	Z
r	w	h	X	x	g	g	y	J	L	w	z
c	W	w	u	C	s	C	h	X	r	z	Z
E	z	b	f	x	X	x	v	w	v	z	R
G	o	L	q	K	R	s	Y	y	u	Z	T
F	o	x	n	h	d	P	s	T	L	z	g

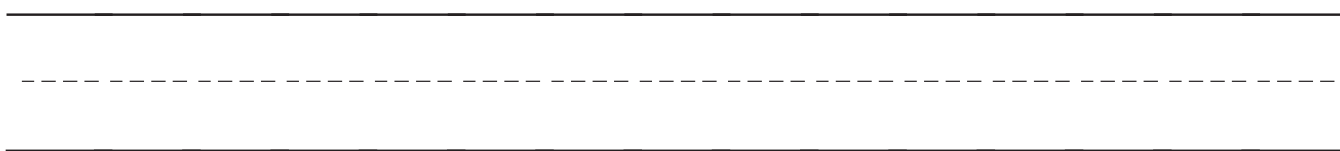
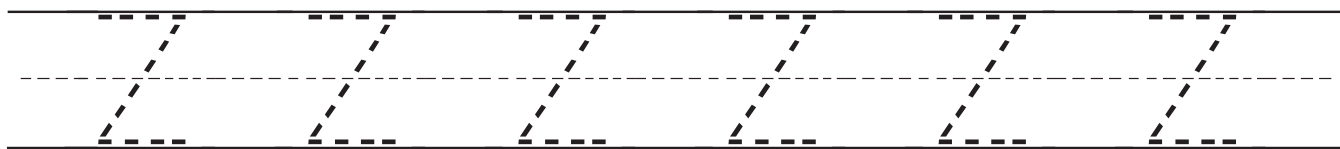
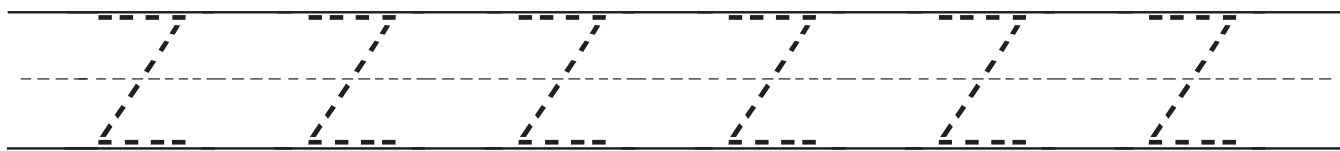
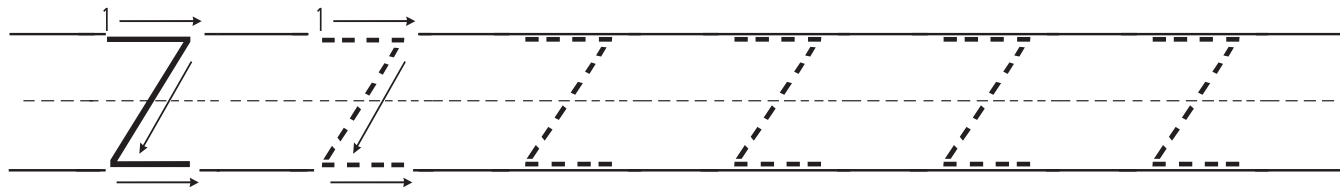
finish

Name: _____

Trace the letters!


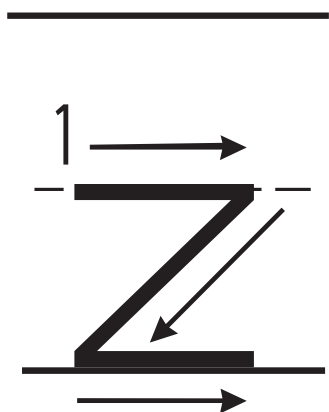



Z is for zeppelin

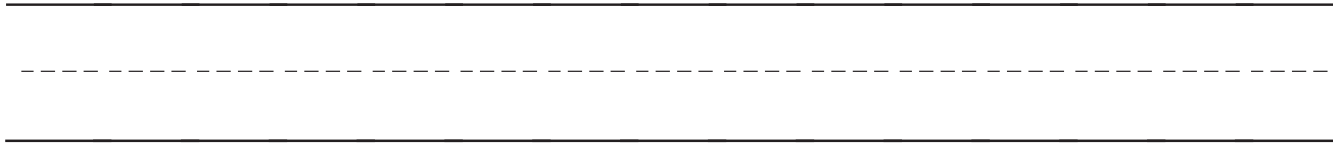
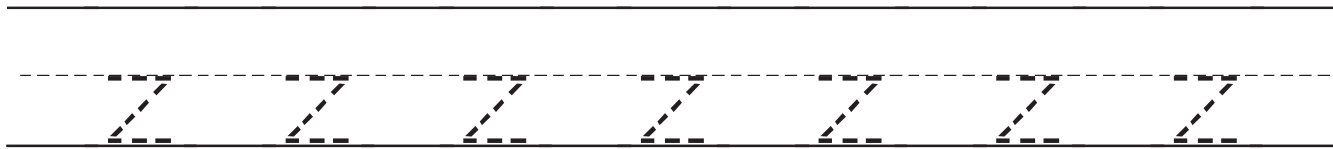
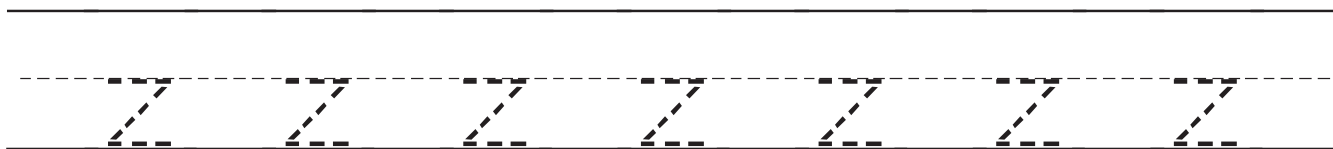
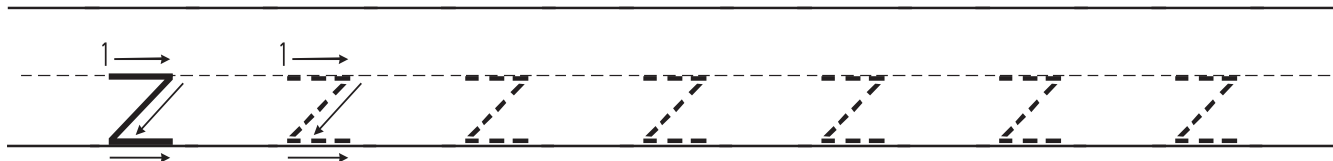


Name: _____

Trace the letters!





z is for zigzag




Name: _____

Color all the letters Z.



We like to eat pizza.



This lizard is crazy.



I have a magazine.

All pages in this digital product are copyrighted.

This printable is meant for classroom and educational use at home.

You may not modify this file or claim it as your own.

You may not sell this file, or sell printed copies of this product.

You may not post this file online. This also means you may not host it on school servers, Amazon Inspire, class websites, your personal website and similar websites or services.

Copyright © Easy Peasy Learners



www.easypeasylearners.com

Clip Art Used in this resource
Easy Peasy Learners



[Kari Bolt Clip Art](#)