

Colophon



The Mathematics Olympiad (Wiskunde Olympiade) is an initiative of the Freudenthal Institute, Utrecht University

The Olympiad committee is responsible for organising the Olympiad and producing the assignment.

The committee consists of:

Sarah Abdellahi
House of Mathematics, Isfahan, Iran

Marcel Daems
Montaigne Lyceum, Den Haag

Tom Goris
Fontys Lerarenopleiding, Tilburg

Dédé de Haan
Freudenthal Instituut, Utrecht & NHL Hogeschool, Leeuwarden

Kim Kaspers
Murmellius Gymnasium, Alkmaar

Johan Klijs
Instituut voor Lerarenopleidingen, Hogeschool Rotterdam

Johan van de Leur,
Mathematisch Instituut, Universiteit Utrecht

Matthias Lippert
Röntgen Gymnasium, Remscheid-Lennep, Duitsland

Ruud Stolwijk
CITO, Arnhem & Vrijeschool Zutphen VO

Martin Traas
Zernike College, Haren

Monica Wijers
Freudenthal Instituut, Utrecht

Secretariaat:

Liesbeth Walther en Mariozee Wintermans
Freudenthal Instituut, Utrecht

The Olympiade has been made possible partly by grants from

Ministry of Education, Culture and Science (OCW)
CASIO, Amstelveen
Texas Instruments, Utrecht

Guide for the preliminary round assignment for the 2014/2015 Mathematics Olympiad

This Mathematics Olympiad assignment consists of five assignments and the final assignments. The first five assignments are a run-up to the final assignment: all knowledge and insights gained in these assignments can be applied in the final assignment.

General advice for working on this assignment:

- First read the full text of the assignment so you will know what you have to do.
- Keep an eye on the time you spend on the first five assignments; take plenty of time for the final assignment, at least two hours.
If you divide up tasks within your team, discuss the results with each other after every assignment.
- **Research questions:**
A number of questions say: 'Investigate how ...' or 'investigate aspects of ...'
Always state precisely what you investigated, if necessary investigate simpler problems, go beyond just answering the question, look into alternatives. These are the criteria on which the quality of your result will be judged.

Handing in:

- Assignments 1 to 5
- The final assignment

The jury will receive a digital copy of your work. If you have any appendices with your work, hand in everything in a zipped folder. Include the name of your school *and* your own names in the file name(s).

Judging:

These are some of the points that will be considered:

- Legibility and clarity of the final assignment;
- How complete the work is;
- The use of maths;
- The argumentation used and justifying choices that have been made;
- The depth to which the various assignments have been answered;
- Presentation: shape, coherence, legibility, illustrations, etcetera;
- (Mathematical) creativity in your elaboration of the assignments.

Have fun and good luck!

Nothing is as changeable as the weather

Introduction

In the past the weather already was a much-used topic of conversation. Therefore there are many sayings that arose throughout history in which the weather plays a part. Now, too, the weather still plays an important part in our daily lives.

“Shall we go to the beach? First check on the rain radar.” How often have you had or heard such conversations in the past few years? Where the weather forecast used to be mainly of great importance to farmers and market gardeners, now everybody’s planning their activities with an eye on the weather forecast. How sensible is that actually? In this Olympiad assignment you will take a closer look at a number of weather forecasts.

The annual project week for fifth grade students in Amberhavn is about to start. An abundance of activities will take place during this project week; not all activities have been confirmed yet, but the program will be varied, that is certain: a badminton tournament, a useless knowledge quiz, a football match, a GPS walk, a barbeque and a final ball. Since some of the activities in the project week will take place outside, the organisation wants to know which forecasts are best to follow, and for what activities the weather will be right. Your task is to advice the organisation in choosing the best weather forecast.

Part 1 Weeronline

Of course the organisation wants to know as far in advance as possible what activities can be organised during the project week. However, long term (two weeks) forecasts differ rather a lot. Therefore the organisation kept track of the long term forecasts over two weeks. Below you see two examples of such a forecast, both from *Weeronline*¹.

	zo 28 sep	ma 29 sep	di 30 sep	wo 01 okt	do 02 okt	vr 03 okt	za 04 okt	zo 05 okt	ma 06 okt	di 07 okt	wo 08 okt	do 09 okt	vr 10 okt	za 11 okt
Min (°C)	8°	13°	12°	9°	11°	10°	10°	10°	11°	10°	11°	11°	11°	11°
Max (°C)	22°	23°	22°	22°	22°	21°	20°	20°	19°	20°	20°	20°	20°	19°
Wind Bft	2 / ☁	2 / ☁	2 / ☁	2 / ☁	2 / ☁	2 / ☁	3 / ☁	3 / ☁	3 / ☁	3 / ☁	3 / ☁	3 / ☁	3 / ☁	3 / ☁
Neersl. (%)	10%	10%	50%	45%	25%	30%	35%	30%	40%	35%	35%	30%	35%	40%
Neersl. (mm)	0 mm	0 mm	0,1 mm	0 mm	0 mm	0 mm	0 mm	0 mm	0,7 mm	0,7 mm	0,2 mm	0 mm	0,4 mm	0,1 mm
Weercijfer	9	7	8	7	7	7	8	7	8	8	8	8	8	7

	ma 29 sep	di 30 sep	wo 01 okt	do 02 okt	vr 03 okt	za 04 okt	zo 05 okt	ma 06 okt	di 07 okt	wo 08 okt	do 09 okt	vr 10 okt	za 11 okt	zo 12 okt
Min (°C)	12°	14°	11°	10°	10°	11°	11°	10°	10°	11°	9°	10°	9°	8°
Max (°C)	20°	21°	21°	21°	21°	21°	19°	19°	18°	18°	17°	17°	17°	17°
Wind Bft	2 / ☁	3 / ☁	2 / ☁	2 / ☁	2 / ☁	3 / ☁	3 / ☁	3 / ☁	3 / ☁	3 / ☁	3 / ☁	3 / ☁	3 / ☁	3 / ☁
Neersl. (%)	80%	15%	15%	50%	25%	35%	50%	60%	80%	75%	70%	55%	60%	55%
Neersl. (mm)	0,3 mm	0,1 mm	0 mm	0 mm	0 mm	0,1 mm	1 mm	1 mm	8,5 mm	6,5 mm	5 mm	3,5 mm	2,5 mm	1,5 mm
Weercijfer	7	7	8	7	7	7	7	7	4	6	6	6	6	7

(neersl.= rain/precipitation, weercijfer: weather number)

As you can see, there is quite a bit of difference in the forecasts for Tuesday October 7 ('di 07 okt' in the chart) ...

Assignment 1

Describe in no more than a 100 words the weather pattern for Tuesday October 7 that can be deduced from the two forecasts above.

Appendix 1 contains the long term forecasts that have been made by *Weeronline* over the period between September 26 and October 9 2014. For October 7 you can see that over the period various amounts of rain were forecast.

Assignment 2a

Investigate whether there's a large variation in the amount of rain forecast for October 7. Use a numerical basis.

Assignment 2b

Investigate whether the forecasts for the amount of rain that have been made in the period between September 26 and October 9 2014 have a large amount of variation. Do not limit yourselves to the forecast for October 7. Use a numerical basis for your conclusion.

Assignment 3

Weeronline does not just do forecasts for maximum temperature and rainfall, but also for example for wind. The forecasts for some of the aspects of the weather used by *Weeronline* vary more than other. Investigate for which aspects of the weather the forecasts made by *Weeronline* vary least and most.

Part 2 Multiple forecasters weersvoorspellers

Now that we have taken a closer look at the forecasts by *Weeronline*, we will widen our scope and look at three other forecasters: *Buienradar*², *Zoover*³ and *Weersvoorspelling*⁴. Below you can see for all of them the long term forecast they showed on their website on September 28:

	zo 28 sep	ma 29 sep	di 30 sep	wo 01 okt	do 02 okt	vr 03 okt	za 04 okt	zo 05 okt	ma 06 okt	di 07 okt	wo 08 okt	do 09 okt	vr 10 okt	za 11 okt
Min (°C)	8°	13°	12°	9°	11°	10°	10°	10°	11°	10°	11°	11°	11°	11°
Max (°C)	22°	23°	22°	22°	22°	21°	20°	20°	19°	20°	20°	20°	20°	19°
Wind Bft	2 / ☁	2 / ☁	2 / ☁	2 / ☁	2 / ☁	2 / ☁	3 / ☁	3 / ☁	3 / ☁	3 / ☁	3 / ☁	3 / ☁	3 / ☁	3 / ☁
Neersl. (%)	10%	10%	50%	45%	25%	30%	35%	30%	40%	35%	35%	30%	35%	40%
Neersl. (mm)	0 mm	0 mm	0,1 mm	0 mm	0 mm	0 mm	0 mm	0 mm	0,7 mm	0,7 mm	0,2 mm	0 mm	0,4 mm	0,1 mm
Weercijfer	9	7	8	7	7	7	8	7	8	8	8	8	8	7

(neersl. = rain/precipitation, weercijfer: weather number)

Weeronline

Datum	Weer	Min. Temp	Max. Temp	Gevoel	Wind	Buien	Neerslag
zo 28 09		9° C	22° C	22° C	ZO 3 \	0%	0mm
ma 29 09		14° C	23° C	23° C	ZW 3 /	29%	0.2mm
di 30 09		12° C	20° C	19° C	ZW 2 /	29%	0mm
wo 01 10		11° C	20° C	20° C	O 2 •	16%	0mm
do 02 10		11° C	19° C	18° C	NO 2 /	5%	0mm
vr 03 10		11° C	19° C	18° C	NO 3 /	1%	0mm
za 04 10		7° C	18° C	16° C	O 3 •	20%	0.5mm
zo 05 10		9° C	18° C	17° C	O 2 •	21%	1.2mm
ma 06 10		10° C	18° C	17° C	ZO 2 \	22%	1mm
di 07 10		9° C	18° C	17° C	ZO 2 \	30%	0.6mm
wo 08 10		9° C	16° C	15° C	Z 1 •	27%	1.6mm
do 09 10		8° C	16° C	14° C	Z 2 •	14%	0.3mm
vr 10 10		9° C	17° C	16° C	Z 2 •	32%	1.7mm
za 11 10		9° C	16° C	14° C	Z 2 •	28%	1mm

(weer = weather, gevoel = wind chill factor, buien = showers, neerslag = precipitation/rain)





























Buienradar

	zondag 28-09	maandag 29-09	dinsdag 30-09	woensdag 1-10	donderdag 2-10	vrijdag 3-10	zaterdag 4-10
Min	10 °C	11 °C	13 °C	12 °C	11 °C	9 °C	8 °C
Max	22 °C	23 °C	22 °C	22 °C	20 °C	18 °C	18 °C
Zon	45%	45%	50%	55%	40%	45%	50%
Neerslag	10%	10%	40%	55%	40%	30%	30%
Windrichting	ZO	Z	Z	ZW		NO	O
Kracht	2	2	2	2	3	2	3

	zondag 5-10	maandag 6-10	dinsdag 7-10	woensdag 8-10	donderdag 9-10	vrijdag 10-10	zaterdag 11-10
Min	9 °C	8 °C	8 °C	9 °C	10 °C	10 °C	10 °C
Max	18 °C	18 °C	17 °C	18 °C	18 °C	18 °C	18 °C
Zon	45%	50%	45%	45%	40%	40%	40%
Neerslag	30%	35%	50%	40%	60%	75%	60%
Windrichting	ZO	ZO	Z	Z	Z	Z	Z
Kracht	3	2	3	3	3	3	3

(Zon = sun, neerslag = rain/precipitation, windrichting = wind direction, kracht = wind force)

Zoover

<u>Dag</u>	<u>Weerbeeld</u>	<u>Max.</u>	<u>Min.</u>	<u>Hitte index</u>	<u>Zonkans</u>	<u>Neerslag</u>	<u>Wind</u>
zo 28 sep		22°C	11°C	-	10%	0 mm	 ZO 2 Bft
ma 29 sep		22°C	12°C	-	20%	0 mm	 Z 2 Bft
di 30 sep		22°C	12°C	24°C	70%	0 mm	 O 1 Bft
wo 1 okt		20°C	13°C	-	30%	0 mm	 OZO 2 Bft
do 2 okt		19°C	12°C	-	50%	0 mm	 N 3 Bft
vr 3 okt		19°C	11°C	-	90%	0 mm	 ONO 3 Bft
za 4 okt		18°C	10°C	-	90%	0 mm	 ONO 3 Bft
zo 5 okt		19°C	10°C	-	90%	0 mm	 O 2 Bft
ma 6 okt		18°C	11°C	-	90%	0 mm	 ZO 2 Bft
di 7 okt		17°C	10°C	-	90%	0 mm	 ZO 2 Bft
wo 8 okt		17°C	10°C	-	90%	0 mm	 ZZO 1 Bft
do 9 okt		17°C	10°C	-	90%	0 mm	 ZO 2 Bft
vr 10 okt		17°C	10°C	-	80%	0 mm	 ZZO 2 Bft
za 11 okt		17°C	10°C	-	40%	1 mm	 ZZO 1 Bft

(Weerbeeld = weather, hitte index = heat index, zonnkans = chance of sun, neerslag = rain/precipitation)

Weersvoorspelling

As we already saw in the first assignment on the *Weeronline* forecast for Tuesday October 7, the forecasts are not always uniform. By a **uniform** forecast we mean one that remained more or less the same over the whole period.

Appendices 2, 3 and 4 contain the long term forecasts by respectively *Buienradar*, *Zoover* and *Weersverwachting* over the period between September 26 and October 9 2014.

Assignment 4

Investigate which of the four forecasters made the most uniform forecast for October 7 2014. Give supporting arguments for your method of working and elaborate on your result; do not limit yourself to a single number and a conclusion.

Part 3 In search of a reliable weather forecaster

We will now look even deeper: how reliable are the forecasts really? Is a forecast 'good' if the maximum temperature is 28,3 degrees while 29 degrees was forecast? Or if the forecast rain deviates by 1 mm from the actual amount of rain? Which is the better forecast: one that is close to the actual temperature seven days in advance, while the actual temperature is one degree higher than forecast, or one that varies wildly over the week before, but does forecast the temperature correctly one day in advance? To be able to judge this, we do of course need the actual weather data. You can find them in appendix 5.

Assignment 5

Investigate, judge and compare the reliability of the four weather forecasters used, based on the actual data in appendix 5.

Make your own choices for the criteria and representations you use. For example, use the criteria mentioned above and supplement them with similar criteria. Support the choices you make and the way you apply the criteria to judge the reliability of the weather sites.

Final assignment

Based on your findings from the previous assignments, write an advice for the organisers of the project week. Your advice can be one A4-page long. Indicate which forecaster can be best used in which way in the future to forecast the weather, and so help make the project week a success. Include the results from the previous assignments as appendices you're your advice. Where necessary, support your advice with calculations, tables, etc.

¹ www.weeronline.nl; screenshots made between September 26 and October 9 2014

² www.buienradar.nl; screenshots made between September 26 and October 9 2014

³ www.zoover.nl; screenshots made between September 26 and October 9 2014

⁴ www.weersvoorspelling.nl; screenshots made between September 26 and October 9 2014

	za 04 okt	zo 05 okt	ma 06 okt	di 07 okt	wo 08 okt	do 09 okt	vr 10 okt	za 11 okt	zo 12 okt	ma 13 okt	di 14 okt	wo 15 okt	do 16 okt	vr 17 okt
Min (°C)	11°	10°	5°	13°	12°	12°	11°	12°	11°	11°	11°	10°	10°	10°
Max (°C)	22°	17°	18°	19°	19°	18°	19°	19°	18°	17°	17°	17°	17°	17°
Wind Bft	3 / ☁	3 / ☁	3 / ☁	4 / ☁	3 / ☁	3 / ☁	3 / ☁	3 / ☁	3 / ☁	3 / ☁	3 / ☁	3 / ☁	3 / ☁	3 / ☁
Neersl. (%)	20%	15%	40%	85%	80%	60%	50%	60%	75%	75%	55%	60%	75%	75%
Neersl. (mm)	0,8 mm	0,6 mm	0 mm	7 mm	6 mm	2 mm	1,5 mm	4,5 mm	7 mm	7 mm	3,5 mm	4 mm	5,5 mm	4,5 mm
Weercijfer	9	8	7	5	6	8	7	6	6	6	6	6	6	6

	zo 05 okt	ma 06 okt	di 07 okt	wo 08 okt	do 09 okt	vr 10 okt	za 11 okt	zo 12 okt	ma 13 okt	di 14 okt	wo 15 okt	do 16 okt	vr 17 okt	za 18 okt
Min (°C)	11°	12°	13°	11°	14°	13°	13°	12°	10°	9°	10°	10°	10°	9°
Max (°C)	16°	18°	18°	19°	20°	20°	20°	19°	17°	16°	16°	16°	16°	15°
Wind Bft	3 / ☁	3 / ☁	4 / ☁	3 / ☁	3 / ☁	3 / ☁	3 / ☁	3 / ☁	3 / ☁	3 / ☁	3 / ☁	3 / ☁	3 / ☁	3 / ☁
Neersl. (%)	60%	70%	90%	75%	65%	45%	55%	65%	60%	80%	85%	75%	80%	65%
Neersl. (mm)	1,5 mm	0,5 mm	9 mm	2,5 mm	2,5 mm	1,5 mm	3,5 mm	3,5 mm	2,5 mm	9 mm	14 mm	10 mm	7 mm	5 mm
Weercijfer	7	6	6	7	7	7	6	6	6	4	4	4	6	6

	ma 06 okt	di 07 okt	wo 08 okt	do 09 okt	vr 10 okt	za 11 okt	zo 12 okt	ma 13 okt	di 14 okt	wo 15 okt	do 16 okt	vr 17 okt	za 18 okt	zo 19 okt
Min (°C)	12°	13°	10°	15°	15°	12°	11°	10°	8°	7°	7°	6°	6°	5°
Max (°C)	17°	17°	18°	20°	20°	20°	19°	18°	16°	15°	14°	14°	14°	12°
Wind Bft	3 / ☁	3 / ☁	4 / ☁	3 / ☁	3 / ☁	3 / ☁	2 / ☁	2 / ☁	2 / ☁	3 / ☁	3 / ☁	3 / ☁	3 / ☁	3 / ☁
Neersl. (%)	55%	90%	90%	80%	80%	60%	50%	70%	55%	40%	35%	40%	40%	40%
Neersl. (mm)	0 mm	9 mm	7,5 mm	4,5 mm	8,5 mm	2,5 mm	2,5 mm	3 mm	3 mm	1 mm	0,3 mm	0,3 mm	0,5 mm	0,3 mm
Weercijfer	6	6	6	7	5	7	7	6	6	7	7	7	7	7

	di 07 okt	wo 08 okt	do 09 okt	vr 10 okt	za 11 okt	zo 12 okt	ma 13 okt	di 14 okt	wo 15 okt	do 16 okt	vr 17 okt	za 18 okt	zo 19 okt	ma 20 okt
Min (°C)	12°	9°	14°	12°	10°	12°	12°	11°	9°	9°	8°	8°	8°	8°
Max (°C)	17°	17°	19°	19°	19°	20°	19°	18°	16°	16°	16°	16°	16°	16°
Wind Bft	4 / ☁	3 / ☁	4 / ☁	2 / ☁	3 / ☁	3 / ☁	3 / ☁	3 / ☁	3 / ☁	3 / ☁	3 / ☁	3 / ☁	3 / ☁	3 / ☁
Neersl. (%)	95%	90%	90%	75%	40%	40%	65%	55%	45%	30%	35%	30%	35%	30%
Neersl. (mm)	5,5 mm	3 mm	4 mm	3,5 mm	0,4 mm	1,5 mm	2,5 mm	2,5 mm	0,7 mm	0,1 mm	0,3 mm	0,1 mm	0,1 mm	0 mm
Weercijfer	6	6	6	6	7	7	5	6	7	8	8	8	8	8

	wo 08 okt	do 09 okt	vr 10 okt	za 11 okt	zo 12 okt	ma 13 okt	di 14 okt	wo 15 okt	do 16 okt	vr 17 okt	za 18 okt	zo 19 okt	ma 20 okt	di 21 okt
Min (°C)	9°	13°	13°	9°	10°	10°	9°	9°	9°	9°	9°	8°	8°	7°
Max (°C)	17°	20°	18°	19°	19°	18°	17°	17°	16°	16°	16°	16°	15°	15°
Wind Bft	3 / ☁	3 / ☁	3 / ☁	2 / ☁	2 / ☁	2 / ☁	2 / ☁	3 / ☁	3 / ☁	3 / ☁	3 / ☁	3 / ☁	3 / ☁	3 / ☁
Neersl. (%)	95%	60%	25%	45%	45%	40%	45%	35%	35%	30%	40%	40%	45%	45%
Neersl. (mm)	5 mm	0,6 mm	0 mm	0 mm	0,6 mm	1 mm	1 mm	0,2 mm	0,1 mm	0 mm	0,6 mm	0,4 mm	0,2 mm	0,4 mm
Weercijfer	5	8	7	7	7	7	7	7	7	8	7	7	7	7

	do 09 okt	vr 10 okt	za 11 okt	zo 12 okt	ma 13 okt	di 14 okt	wo 15 okt	do 16 okt	vr 17 okt	za 18 okt	zo 19 okt	ma 20 okt	di 21 okt	wo 22 okt
Min (°C)	14°	12°	9°	10°	11°	10°	9°	9°	7°	6°	8°	8°	8°	8°
Max (°C)	19°	18°	18°	19°	18°	17°	16°	16°	14°	15°	15°	16°	15°	13°
Wind Bft	4 / ☁	3 / ☁	2 / ☁	3 / ☁	3 / ☁	3 / ☁	2 / ☁	3 / ☁	3 / ☁	2 / ☁	3 / ☁	3 / ☁	3 / ☁	3 / ☁
Neersl. (%)	60%	15%	60%	50%	80%	80%	50%	40%	35%	35%	50%	60%	75%	85%
Neersl. (mm)	0,4 mm	0 mm	0,1 mm	0 mm	10 mm	6 mm	1,5 mm	0,3 mm	0,5 mm	0,6 mm	2 mm	3,5 mm	4 mm	6,5 mm
Weercijfer	7	8	7	7	5	6	7	7	7	7	7	6	6	6

Appendix 2: 14-day weather forecast from www.buienradar.nl

(weer = weather, gevoel = wind chill factor, buien = showers, neerslag = precipitation/rain)

Datum	Weer	Min. Temp	Max. Temp	Gevoel	Wind	Buien	Neerslag	Datum	Weer	Min. Temp	Max. Temp	Gevoel	Wind	Buien	Neerslag
vr 26 09		13° C	19° C	18° C	ZW 3	45%	2mm	za 27 09		9° C	19° C	18° C	Z 2	8%	0mm
za 27 09		11° C	19° C	18° C	ZO 2	5%	0mm	zo 28 09		10° C	22° C	22° C	ZO 2	0%	0mm
zo 28 09		9° C	22° C	22° C	ZO 2	0%	0mm	ma 29 09		13° C	24° C	25° C	W 3	34%	0.3mm
ma 29 09		13° C	24° C	25° C	ZW 2	37%	2.2mm	di 30 09		13° C	18° C	17° C	W 2	25%	0.3mm
di 30 09		12° C	18° C	16° C	W 3	37%	8.8mm	wo 01 10		11° C	19° C	18° C	ZW 2	15%	0.6mm
wo 01 10		11° C	18° C	17° C	Z 2	4%	0mm	do 02 10		10° C	16° C	14° C	N 3	6%	0mm
do 02 10		10° C	19° C	18° C	O 2	3%	0mm	vr 03 10		12° C	19° C	18° C	O 2	2%	0mm
vr 03 10		12° C	19° C	18° C	O 2	16%	0.7mm	za 04 10		9° C	18° C	17° C	O 2	7%	0.3mm
za 04 10		12° C	19° C	19° C	ZO 1	23%	0.7mm	zo 05 10		8° C	17° C	16° C	O 1	12%	0.4mm
zo 05 10		12° C	19° C	18° C	Z 2	25%	0.6mm	ma 06 10		8° C	17° C	17° C	ZO 1	27%	0.7mm
ma 06 10		11° C	18° C	17° C	Z 2	44%	3.2mm	di 07 10		9° C	17° C	17° C	ZO 1	32%	1.6mm
di 07 10		11° C	18° C	17° C	Z 2	38%	4.7mm	wo 08 10		9° C	17° C	16° C	Z 2	25%	1.2mm
wo 08 10		10° C	17° C	16° C	Z 2	35%	1.4mm	do 09 10		9° C	17° C	16° C	ZO 2	41%	3.4mm
do 09 10		9° C	17° C	15° C	Z 2	32%	1mm	vr 10 10		9° C	15° C	14° C	Z 2	37%	2.1mm
Datum	Weer	Min. Temp	Max. Temp	Gevoel	Wind	Buien	Neerslag	Datum	Weer	Min. Temp	Max. Temp	Gevoel	Wind	Buien	Neerslag
zo 28 09		9° C	22° C	22° C	ZO 3	0%	0mm	ma 29 09		13° C	22° C	22° C	Z 3	71%	2.5mm
ma 29 09		14° C	23° C	23° C	ZW 3	29%	0.2mm	di 30 09		13° C	18° C	16° C	W 3	32%	0mm
di 30 09		12° C	20° C	19° C	ZW 2	29%	0mm	wo 01 10		11° C	17° C	16° C	ZW 2	9%	0mm
wo 01 10		11° C	20° C	20° C	O 2	16%	0mm	do 02 10		11° C	16° C	15° C	Z 2	4%	0mm
do 02 10		11° C	19° C	18° C	NO 2	5%	0mm	vr 03 10		12° C	19° C	18° C	ZO 2	11%	0mm
vr 03 10		11° C	19° C	18° C	NO 3	1%	0mm	za 04 10		10° C	19° C	18° C	Z 3	5%	0mm
za 04 10		7° C	18° C	16° C	O 3	20%	0.5mm	zo 05 10		11° C	17° C	16° C	ZW 2	25%	0.8mm
zo 05 10		9° C	18° C	17° C	O 2	21%	1.2mm	ma 06 10		11° C	16° C	14° C	Z 2	39%	3.9mm
ma 06 10		10° C	18° C	17° C	ZO 2	22%	1mm	di 07 10		11° C	16° C	14° C	Z 2	62%	3.9mm
di 07 10		9° C	18° C	17° C	ZO 2	30%	0.6mm	wo 08 10		10° C	16° C	15° C	Z 2	57%	5.2mm
wo 08 10		9° C	16° C	15° C	Z 1	27%	1.6mm	do 09 10		9° C	16° C	14° C	Z 2	35%	2.4mm
do 09 10		8° C	16° C	14° C	Z 2	14%	0.3mm	vr 10 10		10° C	16° C	15° C	Z 2	33%	1.8mm
vr 10 10		9° C	17° C	16° C	Z 2	32%	1.7mm	za 11 10		10° C	16° C	15° C	Z 2	47%	1.6mm
za 11 10		9° C	16° C	14° C	Z 2	28%	1mm	zo 12 10		10° C	14° C	13° C	ZW 1	25%	1.2mm

Datum	Weer	Min. Temp	Max. Temp	Gevoel	Wind	Buien	Neerslag	Datum	Weer	Min. Temp	Max. Temp	Gevoel	Wind	Buien	Neerslag		
di 30 09		13° C	19° C	18° C	ZW 3	✓	36%	0mm	wo 01 10		11° C	20° C	19° C	Z 3	•	5%	0mm
wo 01 10		11° C	20° C	19° C	W 3	•	3%	0mm	do 02 10		13° C	21° C	21° C	Z 2	•	19%	0mm
do 02 10		15° C	18° C	17° C	ZW 2	✓	57%	1.9mm	vr 03 10		11° C	20° C	20° C	ZW 2	✓	4%	0mm
vr 03 10		13° C	19° C	18° C	Z 3	•	6%	0mm	za 04 10		11° C	21° C	20° C	Z 3	•	35%	0mm
za 04 10		10° C	20° C	19° C	Z 3	•	60%	1.6mm	zo 05 10		12° C	16° C	14° C	N 2	•	47%	8.8mm
zo 05 10		8° C	13° C	11° C	ZW 2	✓	16%	0mm	ma 06 10		11° C	19° C	17° C	Z 4	•	75%	0.7mm
ma 06 10		9° C	14° C	11° C	Z 3	•	51%	2.5mm	di 07 10		13° C	17° C	14° C	Z 5	•	82%	10.3mm
di 07 10		10° C	14° C	10° C	Z 3	•	64%	6.8mm	wo 08 10		12° C	18° C	16° C	Z 3	•	62%	6.2mm
wo 08 10		10° C	14° C	10° C	Z 3	•	62%	4.4mm	do 09 10		12° C	18° C	16° C	Z 3	•	58%	4.9mm
do 09 10		10° C	15° C	12° C	Z 3	•	60%	4.2mm	vr 10 10		11° C	18° C	16° C	ZW 3	✓	58%	4.5mm
vr 10 10		11° C	15° C	13° C	ZO 2	✓	41%	2.8mm	za 11 10		11° C	18° C	17° C	ZW 2	✓	51%	3.6mm
za 11 10		10° C	15° C	13° C	Z 2	•	36%	2mm	zo 12 10		11° C	17° C	16° C	Z 2	•	25%	2.4mm
zo 12 10		10° C	15° C	14° C	Z 1	•	26%	2mm	ma 13 10		11° C	17° C	15° C	Z 2	•	30%	2.3mm
ma 13 10		10° C	15° C	14° C	O 1	•	26%	1mm	di 14 10		10° C	16° C	14° C	Z 2	•	22%	0.2mm

Datum	Weer	Min. Temp	Max. Temp	Gevoel	Wind	Buien	Neerslag	Datum	Weer	Min. Temp	Max. Temp	Gevoel	Wind	Buien	Neerslag		
do 02 10		13° C	18° C	17° C	NO 2	✓	28%	0.8mm	vr 03 10		10° C	21° C	21° C	Z 2	•	9%	0mm
vr 03 10		11° C	21° C	21° C	Z 2	•	3%	0mm	za 04 10		11° C	21° C	20° C	Z 4	•	25%	0mm
za 04 10		11° C	21° C	20° C	Z 4	•	26%	0mm	zo 05 10		9° C	16° C	14° C	NW 3	✓	94%	2.6mm
zo 05 10		8° C	15° C	12° C	NW 3	✓	59%	0.8mm	ma 06 10		8° C	15° C	12° C	Z 3	•	2%	0mm
ma 06 10		6° C	15° C	12° C	Z 3	•	7%	0mm	di 07 10		11° C	18° C	16° C	Z 4	•	78%	7.3mm
di 07 10		11° C	15° C	11° C	ZW 4	✓	85%	7.3mm	wo 08 10		12° C	18° C	15° C	ZW 5	✓	58%	2.4mm
wo 08 10		9° C	17° C	14° C	Z 4	•	62%	2.7mm	do 09 10		12° C	19° C	17° C	ZW 4	✓	51%	2mm
do 09 10		12° C	17° C	15° C	Z 3	•	44%	3mm	vr 10 10		12° C	17° C	15° C	ZW 3	✓	51%	5.1mm
vr 10 10		12° C	18° C	17° C	Z 2	•	54%	3.4mm	za 11 10		11° C	17° C	15° C	ZW 2	✓	64%	3mm
za 11 10		11° C	17° C	16° C	Z 2	•	49%	3mm	zo 12 10		10° C	15° C	13° C	ZW 2	✓	44%	4.5mm
zo 12 10		10° C	16° C	15° C	ZW 2	✓	43%	3.4mm	ma 13 10		9° C	15° C	12° C	ZW 3	✓	43%	2.4mm
ma 13 10		10° C	16° C	14° C	Z 2	•	25%	1.2mm	di 14 10		9° C	15° C	12° C	ZW 3	✓	34%	2.8mm
di 14 10		10° C	16° C	14° C	Z 2	•	28%	1.5mm	wo 15 10		10° C	16° C	14° C	ZW 3	✓	32%	2.4mm
wo 15 10		10° C	15° C	13° C	Z 2	•	35%	2mm	do 16 10		9° C	15° C	13° C	ZW 2	✓	21%	1.8mm

Datum	Weer	Min. Temp	Max. Temp	Gevoel	Wind	Buien	Neerslag	Datum	Weer	Min. Temp	Max. Temp	Gevoel	Wind	Buien	Neerslag		
za 04 10		11° C	21° C	20° C	Z 3	•	40%	0.2mm	zo 05 10		9° C	15° C	12° C	N 3	•	56%	0.4mm
zo 05 10		8° C	14° C	11° C	N 2	•	57%	0mm	ma 06 10		10° C	17° C	15° C	Z 3	•	6%	0mm
ma 06 10		8° C	15° C	12° C	ZO 3	\	1%	0mm	di 07 10		12° C	17° C	14° C	Z 4	•	90%	3.2mm
di 07 10		12° C	19° C	17° C	Z 4	•	64%	5.1mm	wo 08 10		11° C	18° C	16° C	Z 4	•	40%	0.5mm
wo 08 10		12° C	16° C	13° C	ZW 4	/	58%	6.1mm	do 09 10		13° C	18° C	16° C	ZW 4	/	19%	0mm
do 09 10		11° C	17° C	14° C	ZW 4	/	15%	0mm	vr 10 10		12° C	18° C	16° C	Z 3	•	23%	0mm
vr 10 10		9° C	18° C	16° C	Z 3	•	57%	1.5mm	za 11 10		11° C	17° C	15° C	ZW 3	/	65%	3.2mm
za 11 10		11° C	16° C	14° C	ZW 3	/	50%	4.4mm	zo 12 10		12° C	16° C	14° C	ZW 2	/	37%	4mm
zo 12 10		9° C	16° C	14° C	ZW 3	/	36%	1.9mm	ma 13 10		10° C	15° C	12° C	ZW 2	/	42%	3.5mm
ma 13 10		9° C	15° C	12° C	ZW 2	/	40%	2.6mm	di 14 10		11° C	15° C	12° C	ZW 2	/	56%	3.9mm
di 14 10		9° C	15° C	12° C	ZW 3	/	27%	2mm	wo 15 10		10° C	16° C	14° C	ZW 3	/	43%	3.2mm
wo 15 10		9° C	15° C	12° C	Z 3	•	39%	2.4mm	do 16 10		10° C	15° C	12° C	Z 2	•	41%	3mm
do 16 10		9° C	15° C	12° C	Z 3	•	39%	3.1mm	vr 17 10		11° C	15° C	13° C	ZW 2	/	36%	2.7mm
vr 17 10		9° C	15° C	12° C	Z 3	•	41%	1.6mm	za 18 10		11° C	16° C	14° C	Z 2	•	35%	1.7mm
Datum	Weer	Min. Temp	Max. Temp	Gevoel	Wind	Buien	Neerslag	Datum	Weer	Min. Temp	Max. Temp	Gevoel	Wind	Buien	Neerslag		
ma 06 10		12° C	17° C	15° C	ZO 3	\	24%	0mm	di 07 10		9° C	13° C	8° C	Z 4	•	88%	6.7mm
di 07 10		11° C	14° C	10° C	ZW 4	/	99%	10.6mm	wo 08 10		8° C	16° C	13° C	Z 4	•	54%	0.4mm
wo 08 10		7° C	17° C	14° C	Z 4	•	33%	0.2mm	do 09 10		12° C	19° C	17° C	ZW 4	/	67%	1.1mm
do 09 10		15° C	18° C	16° C	ZW 4	/	46%	8.1mm	vr 10 10		10° C	16° C	14° C	Z 2	•	54%	9mm
vr 10 10		13° C	18° C	17° C	ZW 2	/	59%	2.6mm	za 11 10		12° C	18° C	16° C	ZW 3	/	26%	0mm
za 11 10		15° C	19° C	17° C	ZW 4	/	58%	6mm	zo 12 10		10° C	17° C	15° C	ZO 3	\	70%	10.1mm
zo 12 10		12° C	16° C	13° C	ZW 4	/	64%	1.9mm	ma 13 10		12° C	16° C	13° C	W 3	•	45%	2.8mm
ma 13 10		11° C	15° C	13° C	W 2	•	35%	1.8mm	di 14 10		10° C	14° C	11° C	ZW 2	/	48%	4.4mm
di 14 10		10° C	15° C	13° C	ZW 2	/	21%	1.4mm	wo 15 10		8° C	14° C	12° C	ZW 2	/	27%	0.9mm
wo 15 10		11° C	15° C	13° C	ZW 2	/	38%	2.9mm	do 16 10		9° C	15° C	14° C	Z 1	•	16%	1.3mm
do 16 10		12° C	16° C	14° C	ZW 3	/	32%	2.2mm	vr 17 10		9° C	15° C	14° C	Z 2	•	40%	1.3mm
vr 17 10		12° C	17° C	16° C	ZW 2	/	10%	0.3mm	za 18 10		10° C	15° C	14° C	ZW 2	/	41%	3.1mm
za 18 10		12° C	17° C	16° C	ZW 2	/	33%	0.7mm	zo 19 10		9° C	14° C	12° C	W 2	•	33%	2.5mm
zo 19 10		11° C	15° C	14° C	ZW 1	/	22%	0.8mm	ma 20 10		9° C	13° C	11° C	W 2	•	21%	0.9mm

Datum	Weer	Min. Temp	Max. Temp	Gevoel	Wind	Buien	Neerslag	Datum	Weer	Min. Temp	Max. Temp	Gevoel	Wind	Buien	Neerslag		
wo 08 10		8° C	16° C	13° C	Z 4	•	39%	0mm	do 09 10		13° C	19° C	17° C	ZW 4	/	16%	0mm
do 09 10		14° C	19° C	17° C	ZW 4	/	35%	0mm	vr 10 10		10° C	17° C	14° C	ZW 4	/	3%	0mm
vr 10 10		11° C	17° C	15° C	ZW 3	/	24%	0mm	za 11 10		8° C	18° C	17° C	ZO 2	\	43%	3.6mm
za 11 10		11° C	16° C	14° C	ZW 3	/	16%	0mm	zo 12 10		9° C	15° C	12° C	ZW 3	/	17%	0mm
zo 12 10		7° C	15° C	12° C	Z 3	•	43%	3.5mm	ma 13 10		8° C	14° C	12° C	NO 2	/	20%	0mm
ma 13 10		6° C	14° C	12° C	ZW 2	/	19%	0mm	di 14 10		9° C	13° C	10° C	N 2	•	16%	0mm
di 14 10		6° C	16° C	14° C	W 2	•	28%	0.6mm	wo 15 10		7° C	15° C	13° C	Z 2	•	43%	1.5mm
wo 15 10		8° C	15° C	14° C	O 2	•	24%	1.2mm	do 16 10		10° C	16° C	15° C	Z 2	•	34%	2mm
do 16 10		8° C	16° C	15° C	O 2	•	19%	0.7mm	vr 17 10		9° C	15° C	14° C	Z 1	•	27%	1.5mm
vr 17 10		8° C	15° C	14° C	O 2	•	9%	0.3mm	za 18 10		10° C	15° C	14° C	NW 1	\	45%	3.8mm
za 18 10		8° C	15° C	13° C	Z 2	•	14%	0.4mm	zo 19 10		9° C	14° C	13° C	NW 1	\	32%	1.6mm
zo 19 10		8° C	14° C	12° C	Z 2	•	34%	3.6mm	ma 20 10		9° C	14° C	12° C	W 2	•	45%	2.4mm
ma 20 10		8° C	14° C	12° C	W 2	•	31%	2.1mm	di 21 10		9° C	14° C	12° C	W 2	•	51%	2.5mm
di 21 10		8° C	14° C	12° C	NW 2	\	25%	1mm	wo 22 10		9° C	13° C	10° C	W 2	•	55%	2mm

Appendix 3: 14-day weather forecast from www.zoover.nl

(Zon = sun, neerslag = rain/precipitation, windrichting = wind direction, kracht = wind force)

	vrijdag 26-09	zaterdag 27-09	zondag 28-09	maandag 29-09	dinsdag 30-09	woensdag 1-10	donderdag 2-10			zaterdag 27-09	zondag 28-09	maandag 29-09	dinsdag 30-09	woensdag 1-10	donderdag 2-10	vrijdag 3-10
Min	14 °C	9 °C	9 °C	12 °C	12 °C	11 °C	12 °C			8 °C	10 °C	12 °C	12 °C	11 °C	11 °C	11 °C
Max	18 °C	21 °C	22 °C	22 °C	22 °C	22 °C	20 °C			21 °C	22 °C	23 °C	23 °C	21 °C	21 °C	20 °C
Zon	5%	55%	40%	50%	45%	55%	40%			35%	45%	35%	45%	45%	50%	40%
Neerslag	100%	10%	10%	15%	45%	30%	35%			10%	10%	10%	35%	35%	30%	35%
Windrichting	ZW	ZO	Z	Z	ZW	ZW				Z	ZO	ZW	Z	Z		NO
Kracht	3	2	2	2	2	2	2			2	2	2	2	2	2	3
	vrijdag 3-10	zaterdag 4-10	zondag 5-10	maandag 6-10	dinsdag 7-10	woensdag 8-10	donderdag 9-10			zaterdag 4-10	zondag 5-10	maandag 6-10	dinsdag 7-10	woensdag 8-10	donderdag 9-10	vrijdag 10-10
Min	10 °C	10 °C	9 °C	8 °C	8 °C	8 °C	8 °C			10 °C	8 °C	8 °C	8 °C	8 °C	8 °C	9 °C
Max	19 °C	18 °C	18 °C	18 °C	17 °C	17 °C	17 °C			19 °C	18 °C	17 °C	16 °C	17 °C	17 °C	17 °C
Zon	40%	50%	40%	55%	45%	55%	45%			40%	60%	45%	40%	40%	40%	40%
Neerslag	35%	35%	35%	35%	35%	35%	35%			35%	35%	45%	50%	60%	65%	50%
Windrichting	O	ZO	O	ZO	ZO	ZO	ZO			ZO	O	O	O	Z	Z	NO
Kracht	2	3	3	3	3	3	3			3	3	3	3	3	3	3
	zondag 28-09	maandag 29-09	dinsdag 30-09	woensdag 1-10	donderdag 2-10	vrijdag 3-10	zaterdag 4-10			maandag 29-09	dinsdag 30-09	woensdag 1-10	donderdag 2-10	vrijdag 3-10	zaterdag 4-10	zondag 5-10
Min	10 °C	11 °C	13 °C	12 °C	11 °C	9 °C	8 °C			13 °C	12 °C	10 °C	10 °C	11 °C	11 °C	11 °C
Max	22 °C	23 °C	22 °C	22 °C	20 °C	18 °C	18 °C			22 °C	22 °C	22 °C	20 °C	21 °C	20 °C	20 °C
Zon	45%	45%	50%	55%	40%	45%	50%			20%	55%	45%	40%	40%	55%	45%
Neerslag	10%	10%	40%	55%	40%	30%	30%			50%	40%	40%	25%	30%	35%	35%
Windrichting	ZO	Z	Z	ZW		NO	O			ZW	ZW	Z		ZO	Z	Z
Kracht	2	2	2	2	3	2	3			2	2	2	2	2	3	3

	zondag 5-10	maandag 6-10	dinsdag 7-10	woensdag 8-10	donderdag 9-10	vrijdag 10-10	zaterdag 11-10
Min	9 °C	8 °C	8 °C	9 °C	10 °C	10 °C	10 °C
Max	18 °C	18 °C	17 °C	18 °C	18 °C	18 °C	18 °C
Zon	i 45%	50%	45%	45%	40%	40%	40%
Neerslag	i 30%	35%	50%	40%	60%	75%	60%
Windrichting	ZO	ZO	Z	Z	Z	Z	Z
Kracht	3	2	3	3	3	3	3

	maandag 6-10	dinsdag 7-10	woensdag 8-10	donderdag 9-10	vrijdag 10-10	zaterdag 11-10	zondag 12-10
Min	11 °C	11 °C	10 °C	11 °C	11 °C	10 °C	9 °C
Max	20 °C	20 °C	20 °C	20 °C	20 °C	18 °C	17 °C
Zon	i 55%	45%	50%	45%	50%	35%	35%
Neerslag	i 45%	55%	55%	60%	70%	70%	75%
Windrichting	Z	Z	Z	Z	Z	ZW	W
Kracht	3	3	3	3	3	3	3

	dinsdag 30-09	woensdag 1-10	donderdag 2-10	vrijdag 3-10	zaterdag 4-10	zondag 5-10	maandag 6-10
Min	14 °C	10 °C	9 °C	10 °C	11 °C	11 °C	10 °C
Max	21 °C	21 °C	21 °C	21 °C	21 °C	18 °C	19 °C
Zon	i 35%	45%	40%	50%	50%	45%	40%
Neerslag	i 15%	35%	20%	20%	35%	55%	60%
Windrichting	ZW	ZW	NO	Z	Z	Z	ZO
Kracht	3	2	2	2	3	2	3

	woensdag 1-10	donderdag 2-10	vrijdag 3-10	zaterdag 4-10	zondag 5-10	maandag 6-10	dinsdag 7-10
Min	11 °C	12 °C	11 °C	11 °C	11 °C	10 °C	11 °C
Max	21 °C	21 °C	21 °C	20 °C	19 °C	18 °C	17 °C
Zon	i 40%	25%	45%	35%	45%	45%	35%
Neerslag	i 15%	55%	20%	65%	60%	70%	80%
Windrichting	ZW	NO	ZW	Z	Z	Z	ZW
Kracht	2	2	3	3	2	3	3

	dinsdag 7-10	woensdag 8-10	donderdag 9-10	vrijdag 10-10	zaterdag 11-10	zondag 12-10	maandag 13-10
Min	10 °C	10 °C	10 °C	11 °C	10 °C	10 °C	10 °C
Max	19 °C	19 °C	19 °C	19 °C	19 °C	19 °C	18 °C
Zon	i 40%	45%	40%	45%	40%	45%	45%
Neerslag	i 55%	60%	50%	35%	45%	35%	50%
Windrichting	ZO	Z	Z	ZO	Z	ZO	Z
Kracht	3	3	3	3	3	3	3

	woensdag 8-10	donderdag 9-10	vrijdag 10-10	zaterdag 11-10	zondag 12-10	maandag 13-10	dinsdag 14-10
Min	9 °C	9 °C	7 °C	6 °C	7 °C	8 °C	9 °C
Max	17 °C	16 °C	15 °C	14 °C	15 °C	15 °C	15 °C
Zon	i 40%	40%	40%	40%	35%	40%	40%
Neerslag	i 75%	75%	70%	75%	75%	80%	80%
Windrichting	ZW	ZW	W	ZW	ZW	ZW	ZW
Kracht	3	3	3	3	3	3	3

	donderdag 2-10	vrijdag 3-10	zaterdag 4-10	zondag 5-10	maandag 6-10	dinsdag 7-10	woensdag 8-10
Min	14 °C	11 °C	11 °C	9 °C	5 °C	11 °C	12 °C
Max	20 °C	22 °C	21 °C	17 °C	16 °C	17 °C	19 °C
Zon	i 15%	55%	55%	50%	50%	30%	30%
Neerslag	i 95%	10%	25%	60%	30%	70%	75%
Windrichting		Z	Z	NW	Z	Z	Z
Kracht	2	2	3	2	3	3	3

	vrijdag 3-10	zaterdag 4-10	zondag 5-10	maandag 6-10	dinsdag 7-10	woensdag 8-10	donderdag 9-10
Min	11 °C	11 °C	8 °C	7 °C	12 °C	13 °C	11 °C
Max	22 °C	22 °C	17 °C	18 °C	19 °C	18 °C	19 °C
Zon	i 50%	65%	50%	25%	30%	40%	40%
Neerslag	i 10%	30%	15%	55%	80%	75%	55%
Windrichting	Z	ZO		Z	Z	Z	Z
Kracht	2	3	2	3	4	3	3

	donderdag 9-10	vrijdag 10-10	zaterdag 11-10	zondag 12-10	maandag 13-10	dinsdag 14-10	woensdag 15-10
Min	11 °C	11 °C	10 °C	11 °C	11 °C	9 °C	9 °C
Max	19 °C	19 °C	19 °C	19 °C	18 °C	17 °C	17 °C
Zon	35%	40%	40%	40%	40%	40%	45%
Neerslag	70%	60%	65%	75%	65%	65%	65%
Windrichting	Z	Z	ZW	Z	Z	Z	Z
Kracht	3	3	3	3	3	3	3

	vrijdag 10-10	zaterdag 11-10	zondag 12-10	maandag 13-10	dinsdag 14-10	woensdag 15-10	donderdag 16-10
Min	10 °C	10 °C	10 °C	10 °C	9 °C	9 °C	9 °C
Max	19 °C	18 °C	17 °C	16 °C	16 °C	15 °C	16 °C
Zon	40%	35%	40%	40%	40%	40%	40%
Neerslag	60%	65%	80%	75%	75%	70%	60%
Windrichting	Z	ZW	Z	Z	Z	Z	Z
Kracht	3	3	3	3	3	3	3

	zaterdag 4-10	zondag 5-10	maandag 6-10	dinsdag 7-10	woensdag 8-10	donderdag 9-10	vrijdag 10-10
Min	10 °C	10 °C	5 °C	13 °C	12 °C	12 °C	11 °C
Max	22 °C	17 °C	18 °C	19 °C	19 °C	18 °C	19 °C
Zon	70%	55%	30%	35%	45%	45%	40%
Neerslag	20%	15%	40%	85%	80%	60%	50%
Windrichting	Z		Z	Z	Z	Z	Z
Kracht	3	3	3	4	3	3	3

	zondag 5-10	maandag 6-10	dinsdag 7-10	woensdag 8-10	donderdag 9-10	vrijdag 10-10	zaterdag 11-10
Min	8 °C	9 °C	14 °C	11 °C	14 °C	12 °C	11 °C
Max	17 °C	19 °C	18 °C	19 °C	20 °C	19 °C	19 °C
Zon	50%	25%	40%	30%	35%	45%	45%
Neerslag	25%	50%	90%	80%	65%	50%	65%
Windrichting		ZO	Z	Z	Z	Z	Z
Kracht	3	3	4	3	3	3	3

	zaterdag 11-10	zondag 12-10	maandag 13-10	dinsdag 14-10	woensdag 15-10	donderdag 16-10	vrijdag 17-10
Min	11 °C	10 °C	9 °C	8 °C	7 °C	8 °C	8 °C
Max	19 °C	17 °C	16 °C	15 °C	15 °C	15 °C	15 °C
Zon	40%	35%	40%	40%	40%	40%	40%
Neerslag	60%	60%	65%	55%	60%	60%	75%
Windrichting	Z	ZW	NO	O	ZO	Z	Z
Kracht	3	2	3	3	3	3	3

	zondag 12-10	maandag 13-10	dinsdag 14-10	woensdag 15-10	donderdag 16-10	vrijdag 17-10	zaterdag 18-10
Min	12 °C	9 °C	8 °C	8 °C	9 °C	10 °C	10 °C
Max	19 °C	17 °C	16 °C	16 °C	17 °C	17 °C	16 °C
Zon	35%	35%	40%	35%	30%	40%	30%
Neerslag	65%	65%	70%	75%	80%	75%	80%
Windrichting	ZW	ZW	ZW	ZW	ZW	ZW	W
Kracht	3	3	3	3	3	3	3

	maandag 6-10	dinsdag 7-10	woensdag 8-10	donderdag 9-10	vrijdag 10-10	zaterdag 11-10	zondag 12-10
Min	10 °C	13 °C	12 °C	13 °C	13 °C	11 °C	11 °C
Max	19 °C	18 °C	19 °C	19 °C	20 °C	19 °C	18 °C
Zon	25%	35%	25%	35%	35%	35%	35%
Neerslag	55%	90%	80%	75%	40%	55%	65%
Windrichting	Z	ZW	Z	Z	Z	ZW	ZW
Kracht	3	4	4	3	3	3	3

	dinsdag 7-10	woensdag 8-10	donderdag 9-10	vrijdag 10-10	zaterdag 11-10	zondag 12-10	maandag 13-10
Min	12 °C	10 °C	15 °C	11 °C	12 °C	13 °C	11 °C
Max	17 °C	17 °C	19 °C	19 °C	20 °C	20 °C	18 °C
Zon	30%	30%	35%	40%	40%	30%	55%
Neerslag	90%	90%	80%	65%	70%	65%	65%
Windrichting	ZW	Z	ZW	Z	Z	ZW	NW
Kracht	4	4	4	2	3	3	3

	maandag 13-10	dinsdag 14-10	woensdag 15-10	donderdag 16-10	vrijdag 17-10	zaterdag 18-10	zondag 19-10
Min	9 °C	8 °C	7 °C	9 °C	9 °C	10 °C	10 °C
Max	16 °C	15 °C	14 °C	16 °C	16 °C	17 °C	17 °C
Zon	40%	40%	40%	35%	40%	45%	40%
Neerslag	60%	75%	70%	70%	50%	40%	55%
Windrichting	W	ZW	Z	Z	Z	Z	Z
Kracht	3	2	3	3	3	3	3

	woensdag 8-10	donderdag 9-10	vrijdag 10-10	zaterdag 11-10	zondag 12-10	maandag 13-10	dinsdag 14-10
Min	8 °C	13 °C	13 °C	9 °C	10 °C	10 °C	9 °C
Max	17 °C	20 °C	18 °C	19 °C	19 °C	18 °C	17 °C
Zon	20%	40%	35%	50%	40%	40%	40%
Neerslag	95%	60%	25%	45%	45%	40%	45%
Windrichting	Z	ZW	ZW	Z	Z	Z	Z
Kracht	3	3	3	2	2	2	2

	woensdag 15-10	donderdag 16-10	vrijdag 17-10	zaterdag 18-10	zondag 19-10	maandag 20-10	dinsdag 21-10
Min	8 °C	8 °C	7 °C	8 °C	8 °C	9 °C	9 °C
Max	17 °C	15 °C	16 °C	15 °C	16 °C	16 °C	15 °C
Zon	45%	45%	45%	45%	45%	40%	40%
Neerslag	35%	35%	30%	30%	45%	60%	80%
Windrichting	O	O	ZO	ZO	ZO	Z	Z
Kracht	3	3	3	3	3	3	3





























	dinsdag 14-10	woensdag 15-10	donderdag 16-10	vrijdag 17-10	zaterdag 18-10	zondag 19-10	maandag 20-10
Min	10 °C	8 °C	8 °C	9 °C	9 °C	9 °C	10 °C
Max	17 °C	16 °C	16 °C	17 °C	17 °C	17 °C	16 °C
Zon	40%	40%	30%	35%	35%	40%	35%
Neerslag	65%	55%	60%	70%	65%	55%	45%
Windrichting	ZW	ZW	ZW	Z	Z	Z	Z
Kracht	3	3	3	3	3	3	3

	donderdag 9-10	vrijdag 10-10	zaterdag 11-10	zondag 12-10	maandag 13-10	dinsdag 14-10	woensdag 15-10
Min	14 °C	12 °C	10 °C	10 °C	10 °C	10 °C	8 °C
Max	20 °C	18 °C	19 °C	18 °C	18 °C	16 °C	16 °C
Zon	35%	35%	35%	45%	35%	35%	40%
Neerslag	65%	30%	50%	55%	50%	50%	55%
Windrichting	ZW	ZW	Z	Z	Z		Z
Kracht	4	3	3	3	2	2	3

	donderdag 16-10	vrijdag 17-10	zaterdag 18-10	zondag 19-10	maandag 20-10	dinsdag 21-10	woensdag 22-10
Min	8 °C	7 °C	7 °C	8 °C	8 °C	8 °C	8 °C
Max	15 °C	15 °C	14 °C	15 °C	15 °C	15 °C	16 °C
Zon	45%	40%	50%	45%	35%	40%	30%
Neerslag	35%	35%	35%	50%	75%	75%	80%
Windrichting	ZO	Z	Z	Z	ZW	W	ZW
Kracht	3	3	3	3	3	3	3

Appendix 4: 14-day weather forecast from www.weersvoorspelling.nl

(Weerbeeld = weather, hitte index = heat index, zonnkans = chance of sun, neerslag = rain/precipitation)

Dag	Weerbeeld	Max.	Min.	Hitte index	Zonnkans	Neerslag	Wind
vr 26 sep		18°C	11°C	-	10%	0 mm	4 WZW 4 Bft
za 27 sep		20°C	10°C	-	30%	0 mm	2 OZO 2 Bft
zo 28 sep		21°C	10°C	-	40%	0 mm	2 OZO 2 Bft
ma 29 sep		21°C	12°C	-	50%	1 mm	2 ZZW 2 Bft
di 30 sep		20°C	13°C	-	30%	2 mm	2 Z 2 Bft
wo 1 okt		20°C	12°C	-	90%	1 mm	2 WNW 2 Bft
do 2 okt		19°C	11°C	-	70%	0 mm	3 NNO 3 Bft
vr 3 okt		18°C	11°C	-	90%	0 mm	2 NO 2 Bft
za 4 okt		18°C	11°C	-	90%	0 mm	1 ZO 1 Bft
zo 5 okt		18°C	11°C	-	90%	0 mm	1 ZO 1 Bft
ma 6 okt		16°C	10°C	-	90%	0 mm	1 ZO 1 Bft
di 7 okt		16°C	10°C	-	90%	0 mm	2 ZZO 2 Bft
wo 8 okt		16°C	9°C	-	90%	0 mm	2 ZZO 2 Bft
do 9 okt		16°C	9°C	-	90%	0 mm	2 Z 2 Bft
vr 26 sep		20°C	9°C	-	30%	0 mm	2 ZO 2 Bft
zo 28 sep		22°C	11°C	-	20%	0 mm	2 ZO 2 Bft
ma 29 sep		22°C	12°C	24°C	30%	0 mm	2 ZZW 2 Bft
di 30 sep		21°C	13°C	-	70%	3 mm	2 WZW 2 Bft
wo 1 okt		20°C	12°C	-	70%	1 mm	2 WZW 2 Bft
do 2 okt		18°C	12°C	-	50%	2 mm	3 N 3 Bft
vr 3 okt		17°C	10°C	-	90%	0 mm	3 ONO 3 Bft
za 4 okt		17°C	9°C	-	90%	0 mm	2 O 2 Bft
zo 5 okt		17°C	9°C	-	50%	0 mm	2 ZO 2 Bft
ma 6 okt		17°C	9°C	-	30%	0 mm	2 ZZW 2 Bft
di 7 okt		17°C	10°C	-	60%	0 mm	2 Z 2 Bft
wo 8 okt		16°C	10°C	-	50%	0 mm	2 ZZO 2 Bft
do 9 okt		17°C	10°C	-	50%	0 mm	2 Z 2 Bft
vr 10 okt		17°C	10°C	-	60%	0 mm	2 ZZO 2 Bft

Dag	Weerbeeld	Max.	Min.	Hitte index	Zonkans	Neerslag	Wind
zo 28 sep		22°C	11°C	-	10%	0 mm	ZO 2 Bft
ma 29 sep		22°C	12°C	-	20%	0 mm	Z 2 Bft
di 30 sep		22°C	12°C	24°C	70%	0 mm	O 1 Bft
wo 1 okt		20°C	13°C	-	30%	0 mm	OZO 2 Bft
do 2 okt		19°C	12°C	-	50%	0 mm	N 3 Bft
vr 3 okt		19°C	11°C	-	90%	0 mm	ONO 3 Bft
za 4 okt		18°C	10°C	-	90%	0 mm	ONO 3 Bft
zo 5 okt		19°C	10°C	-	90%	0 mm	O 2 Bft
ma 6 okt		18°C	11°C	-	90%	0 mm	ZO 2 Bft
di 7 okt		17°C	10°C	-	90%	0 mm	ZO 2 Bft
wo 8 okt		17°C	10°C	-	90%	0 mm	ZZO 1 Bft
do 9 okt		17°C	10°C	-	90%	0 mm	ZO 2 Bft
vr 10 okt		17°C	10°C	-	80%	0 mm	ZZO 2 Bft
za 11 okt		17°C	10°C	-	40%	1 mm	ZZO 1 Bft

Dag	Weerbeeld	Max.	Min.	Hitte index	Zonkans	Neerslag	Wind
ma 29 sep		22°C	13°C	-	10%	0 mm	WZW 2 Bft
di 30 sep		21°C	15°C	-	30%	0 mm	WNW 2 Bft
wo 1 okt		21°C	12°C	-	90%	0 mm	W 2 Bft
do 2 okt		19°C	12°C	-	50%	0 mm	O 1 Bft
vr 3 okt		19°C	10°C	-	90%	0 mm	ZO 2 Bft
za 4 okt		19°C	10°C	-	60%	1 mm	Z 2 Bft
zo 5 okt		16°C	10°C	-	10%	2 mm	ZW 1 Bft
ma 6 okt		17°C	10°C	-	50%	2 mm	Z 3 Bft
di 7 okt		16°C	11°C	-	40%	3 mm	Z 2 Bft
wo 8 okt		16°C	11°C	-	50%	0 mm	Z 2 Bft
do 9 okt		17°C	10°C	-	20%	0 mm	ZZO 2 Bft
vr 10 okt		18°C	10°C	-	60%	0 mm	Z 2 Bft
za 11 okt		17°C	11°C	-	90%	0 mm	Z 2 Bft
zo 12 okt		17°C	10°C	-	90%	0 mm	ZZO 1 Bft





























Dag	Weerbeeld	Max.	Min.	Hitte index	Zonkans	Neerslag	Wind	Dag	Weerbeeld	Max.	Min.	Hitte index	Zonkans	Neerslag	Wind
di 30 sep		20°C	14°C	-	20%	0 mm	2 WZW 2 Bft	wo 1 okt		20°C	13°C	-	20%	0 mm	3 WZW 3 Bft
wo 1 okt		20°C	13°C	-	40%	0 mm	3 WZW 3 Bft	do 2 okt		20°C	13°C	-	20%	0 mm	2 ZZO 2 Bft
do 2 okt		20°C	13°C	-	40%	1 mm	2 NO 2 Bft	vr 3 okt		20°C	12°C	-	90%	0 mm	2 ZZO 2 Bft
vr 3 okt		20°C	11°C	-	80%	0 mm	3 ZW 3 Bft	za 4 okt		20°C	12°C	-	40%	1 mm	3 Z 3 Bft
za 4 okt		19°C	12°C	-	30%	3 mm	4 ZZW 4 Bft	zo 5 okt		16°C	11°C	-	50%	4 mm	1 WZW 1 Bft
zo 5 okt		17°C	10°C	-	30%	3 mm	1 NNW 1 Bft	ma 6 okt		17°C	9°C	-	50%	5 mm	4 ZZO 4 Bft
ma 6 okt		16°C	10°C	-	10%	7 mm	5 ZZW 5 Bft	di 7 okt		16°C	11°C	-	40%	5 mm	4 ZW 4 Bft
di 7 okt		15°C	9°C	-	10%	4 mm	3 ZZW 3 Bft	wo 8 okt		17°C	12°C	-	10%	4 mm	4 Z 4 Bft
wo 8 okt		15°C	10°C	-	40%	1 mm	3 ZZW 3 Bft	do 9 okt		18°C	12°C	-	50%	3 mm	3 Z 3 Bft
do 9 okt		15°C	10°C	-	60%	1 mm	2 ZW 2 Bft	vr 10 okt		18°C	12°C	-	60%	1 mm	3 Z 3 Bft
vr 10 okt		15°C	9°C	-	70%	1 mm	2 ZW 2 Bft	za 11 okt		17°C	12°C	-	50%	2 mm	2 ZZO 2 Bft
za 11 okt		15°C	9°C	-	70%	0 mm	2 ZZW 2 Bft	zo 12 okt		16°C	12°C	-	50%	0 mm	2 ZZW 2 Bft
zo 12 okt		15°C	9°C	-	20%	2 mm	2 ZW 2 Bft	ma 13 okt		16°C	11°C	-	70%	0 mm	2 Z 2 Bft
ma 13 okt		15°C	9°C	-	20%	1 mm	2 ZZW 2 Bft	di 14 okt		16°C	10°C	-	40%	0 mm	2 Z 2 Bft





























Dag	Weerbeeld	Max.	Min.	Hitte index	Zonkans	Neerslag	Wind
do 2 okt		19°C	15°C	-	10%	0 mm	ZZO 2 Bft
vr 3 okt		21°C	12°C	-	50%	0 mm	ZZO 2 Bft
za 4 okt		20°C	12°C	-	40%	1 mm	ZZO 3 Bft
zo 5 okt		15°C	11°C	-	30%	3 mm	NNW 2 Bft
ma 6 okt		15°C	8°C	-	20%	3 mm	Z 3 Bft
di 7 okt		15°C	10°C	-	50%	9 mm	Z 4 Bft
wo 8 okt		16°C	10°C	-	70%	4 mm	ZZW 4 Bft
do 9 okt		17°C	11°C	-	70%	2 mm	ZZW 3 Bft
vr 10 okt		18°C	11°C	-	70%	1 mm	Z 2 Bft
za 11 okt		17°C	12°C	-	90%	1 mm	Z 2 Bft
zo 12 okt		16°C	11°C	-	90%	0 mm	Z 2 Bft
ma 13 okt		16°C	10°C	-	90%	0 mm	Z 2 Bft
di 14 okt		16°C	10°C	-	80%	0 mm	Z 2 Bft
wo 15 okt		16°C	10°C	-	70%	0 mm	ZZO 2 Bft

Dag	Weerbeeld	Max.	Min.	Hitte index	Zonkans	Neerslag	Wind
vr 3 okt		21°C	12°C	-	30%	0 mm	ZZO 2 Bft
za 4 okt		20°C	12°C	-	30%	1 mm	ZZO 3 Bft
zo 5 okt		16°C	11°C	-	30%	0 mm	NW 3 Bft
ma 6 okt		15°C	7°C	-	30%	2 mm	ZZO 3 Bft
di 7 okt		16°C	11°C	-	10%	6 mm	Z 4 Bft
wo 8 okt		18°C	12°C	-	50%	4 mm	Z 4 Bft
do 9 okt		18°C	13°C	-	50%	2 mm	ZW 4 Bft
vr 10 okt		18°C	12°C	-	40%	1 mm	ZZW 2 Bft
za 11 okt		18°C	12°C	-	30%	3 mm	ZW 2 Bft
zo 12 okt		17°C	11°C	-	40%	1 mm	ZZW 2 Bft
ma 13 okt		16°C	10°C	-	60%	0 mm	ZW 2 Bft
di 14 okt		16°C	10°C	-	60%	0 mm	ZZW 2 Bft
wo 15 okt		16°C	9°C	-	90%	0 mm	Z 2 Bft
do 16 okt		15°C	9°C	-	80%	0 mm	ZZO 2 Bft

Dag	Weerbeeld	Max.	Min.	Hitte index	Zonkans	Neerslag	Wind
za 4 okt		20°C	12°C	-	30%	2 mm	ZZO 3 Bft
zo 5 okt		16°C	12°C	-	20%	0 mm	WNW 3 Bft
ma 6 okt		15°C	7°C	-	10%	0 mm	Z 3 Bft
di 7 okt		16°C	11°C	-	50%	5 mm	ZZW 4 Bft
wo 8 okt		17°C	12°C	-	50%	9 mm	Z 4 Bft
do 9 okt		18°C	13°C	-	50%	5 mm	ZW 2 Bft
vr 10 okt		18°C	12°C	-	50%	3 mm	ZW 3 Bft
za 11 okt		17°C	11°C	-	50%	2 mm	Z 2 Bft
zo 12 okt		15°C	10°C	-	30%	0 mm	W 1 Bft
ma 13 okt		15°C	10°C	-	30%	2 mm	Z 2 Bft
di 14 okt		16°C	10°C	-	40%	1 mm	ZZW 3 Bft
wo 15 okt		16°C	9°C	-	70%	0 mm	ZZW 3 Bft
do 16 okt		17°C	9°C	-	30%	0 mm	ZZW 2 Bft
vr 17 okt		17°C	10°C	-	30%	2 mm	ZZW 2 Bft

Dag	Weerbeeld	Max.	Min.	Hitte index	Zonkans	Neerslag	Wind
zo 5 okt		16°C	12°C	-	20%	0 mm	WNW 3 Bft
ma 6 okt		16°C	8°C	-	10%	0 mm	ZZO 3 Bft
di 7 okt		16°C	13°C	-	50%	10 mm	ZZW 5 Bft
wo 8 okt		17°C	11°C	-	50%	6 mm	ZZO 4 Bft
do 9 okt		20°C	14°C	-	40%	4 mm	ZZW 4 Bft
vr 10 okt		18°C	13°C	-	50%	2 mm	ZZW 3 Bft
za 11 okt		17°C	12°C	-	50%	3 mm	Z 2 Bft
zo 12 okt		16°C	11°C	-	50%	1 mm	ZW 2 Bft
ma 13 okt		15°C	9°C	-	40%	1 mm	ZW 2 Bft
di 14 okt		15°C	9°C	-	50%	1 mm	ZZW 3 Bft
wo 15 okt		16°C	9°C	-	50%	3 mm	ZW 3 Bft
do 16 okt		17°C	10°C	-	50%	2 mm	ZW 3 Bft
vr 17 okt		16°C	11°C	-	50%	2 mm	ZW 2 Bft
za 18 okt		15°C	9°C	-	30%	4 mm	WNW 2 Bft

Dag	Weerbeeld	Max.	Min.	Hitte index	Zonkans	Neerslag	Wind
ma 6 okt		16°C	8°C	-	10%	0 mm	 ZZO 3 Bft
di 7 okt		16°C	12°C	-	30%	5 mm	 ZW 5 Bft
wo 8 okt		18°C	9°C	-	50%	3 mm	 Z 4 Bft
do 9 okt		19°C	13°C	-	40%	4 mm	 ZZW 4 Bft
vr 10 okt		18°C	13°C	-	50%	5 mm	 ZZO 3 Bft
za 11 okt		18°C	13°C	-	30%	1 mm	 ZZW 4 Bft
zo 12 okt		17°C	11°C	-	90%	1 mm	 ZW 4 Bft
ma 13 okt		15°C	9°C	-	90%	0 mm	 ZZW 2 Bft
di 14 okt		15°C	9°C	-	60%	1 mm	 ZZW 2 Bft
wo 15 okt		16°C	9°C	-	60%	2 mm	 ZZW 3 Bft
do 16 okt		17°C	9°C	-	50%	2 mm	 Z 2 Bft
vr 17 okt		18°C	11°C	-	40%	0 mm	 Z 2 Bft
za 18 okt		17°C	11°C	-	50%	0 mm	 Z 2 Bft
zo 19 okt		16°C	11°C	-	30%	0 mm	 ZZW 1 Bft

Dag	Weerbeeld	Max.	Min.	Hitte index	Zonkans	Neerslag	Wind
di 7 okt		15°C	13°C	-	20%	6 mm	 ZZW 5 Bft
wo 8 okt		17°C	9°C	-	20%	2 mm	 Z 4 Bft
do 9 okt		17°C	14°C	-	10%	3 mm	 ZW 5 Bft
vr 10 okt		17°C	12°C	-	50%	3 mm	 ZZW 2 Bft
za 11 okt		17°C	12°C	-	50%	3 mm	 Z 3 Bft
zo 12 okt		17°C	11°C	-	50%	2 mm	 ZW 2 Bft
ma 13 okt		16°C	10°C	-	50%	4 mm	 ZO 3 Bft
di 14 okt		15°C	10°C	-	50%	2 mm	 ZZW 3 Bft
wo 15 okt		17°C	10°C	-	90%	0 mm	 ZZW 3 Bft
do 16 okt		17°C	10°C	-	30%	1 mm	 Z 3 Bft
vr 17 okt		18°C	11°C	-	10%	2 mm	 ZW 2 Bft
za 18 okt		17°C	12°C	-	30%	0 mm	 ZZW 2 Bft
zo 19 okt		16°C	11°C	-	50%	0 mm	 ZW 2 Bft
ma 20 okt		16°C	10°C	-	50%	0 mm	 ZW 2 Bft

Dag	Weerbeeld	Max.	Min.	Hitte index	Zonkans	Neerslag	Wind
wo 8 okt		17°C	9°C	-	10%	1 mm	Z 4 Bft
do 9 okt		18°C	14°C	-	10%	2 mm	ZZW 4 Bft
vr 10 okt		16°C	12°C	-	10%	0 mm	ZZW 3 Bft
za 11 okt		17°C	10°C	-	50%	0 mm	ZW 2 Bft
zo 12 okt		17°C	9°C	-	30%	3 mm	ZZO 2 Bft
ma 13 okt		16°C	10°C	-	50%	2 mm	WNW 3 Bft
di 14 okt		16°C	9°C	-	50%	3 mm	ZZW 2 Bft
wo 15 okt		16°C	10°C	-	10%	0 mm	Z 3 Bft
do 16 okt		17°C	10°C	-	50%	0 mm	ZZW 2 Bft
vr 17 okt		17°C	11°C	-	70%	1 mm	ZZW 2 Bft
za 18 okt		16°C	11°C	-	70%	0 mm	ZW 1 Bft
zo 19 okt		15°C	10°C	-	70%	0 mm	ZW 1 Bft
ma 20 okt		15°C	9°C	-	90%	0 mm	ZW 1 Bft
di 21 okt		14°C	8°C	-	80%	0 mm	Z 1 Bft

Dag	Weerbeeld	Max.	Min.	Hitte index	Zonkans	Neerslag	Wind
do 9 okt		18°C	14°C	-	10%	0 mm	ZZW 4 Bft
vr 10 okt		17°C	13°C	-	20%	0 mm	ZZW 3 Bft
za 11 okt		16°C	9°C	-	20%	0 mm	ZZW 3 Bft
zo 12 okt		16°C	9°C	-	50%	2 mm	ZZW 3 Bft
ma 13 okt		16°C	9°C	-	50%	3 mm	N 3 Bft
di 14 okt		16°C	10°C	-	70%	2 mm	N 2 Bft
wo 15 okt		16°C	10°C	-	40%	1 mm	ZO 2 Bft
do 16 okt		16°C	10°C	-	50%	0 mm	ZO 2 Bft
vr 17 okt		16°C	10°C	-	80%	0 mm	ZZO 2 Bft
za 18 okt		16°C	9°C	-	50%	0 mm	Z 2 Bft
zo 19 okt		17°C	9°C	-	60%	0 mm	ZZW 2 Bft
ma 20 okt		16°C	10°C	-	30%	1 mm	WZW 2 Bft
di 21 okt		15°C	10°C	-	40%	2 mm	ZW 2 Bft
wo 22 okt		15°C	10°C	-	30%	0 mm	ZW 3 Bft

Appendix 5: Weather data

Source:

KONINKLIJK NEDERLANDS METEOROLOGISCH INSTITUUT (KNMI) – Dutch Royal Meteorological Institute

YYYYMMDD = Date (YYYY=year MM=month DD=day)

DDVEC = Vector average wind direction in degrees (360=north, 90=east, 180=south, 270=west, 0= no wind/variable wind)

FHVEC = Vector average wind speed (in 0,1 m/s)

FG = 24-hour average wind speed (in 0,1 m/s). See appendix 6 for the Beaufort scale

TG = 24-hour average temperatuur (in 0,1 degrees Celsius)

TN = Minimum temperature (in 0,1 degrees Celsius)

TX = Maximum temperature (in 0,1 degrees Celsius)

SQ = Amount of sunshine (in 0,1 hr) calculated from global radiation (-1 for <0,05 hr)

SP = Percentage of the longest possible sunshine duration

DR = Duration of precipitation (in 0,1 uur)

RH = 24-hour total precipitation (in 0,1 mm) (-1 for <0,05 mm)

NG = 24-hour average cloud cover (amount of cover of the upper atmosphere in eights, 9= upper atmosphere invisible)

YYYYMMDD	DDVEC	FHVEC	FG	TG	TN	TX	SQ	SP	DR	RH	NG
20140926	235	26	30	153	106	194	5	4	8	2	7
20140927	149	14	15	133	79	202	57	48	0	0	5
20140928	128	16	16	147	83	220	78	66	0	0	5
20140929	186	19	22	160	119	193	20	17	58	45	7
20140930	228	24	26	162	118	209	56	48	4	6	6
20141001	208	15	17	159	101	207	30	26	0	-1	7
20141002	341	7	11	157	135	192	10	9	9	4	8
20141003	144	14	15	150	99	222	88	76	0	0	3
20141004	150	19	35	156	117	211	77	67	27	44	4
20141005	16	17	21	132	117	152	0	0	0	-1	8
20141006	143	25	29	138	123	161	1	1	12	7	8
20141007	202	49	53	122	93	156	38	34	57	72	5
20141008	175	40	42	132	87	166	7	6	22	27	7
20141009	200	44	45	150	127	180	47	42	0	-1	5
20141010	195	32	33	134	76	178	70	63	0	0	4
20141011	180	11	15	113	66	157	17	15	37	74	5
20141012	95	19	29	119	64	162	41	37	28	23	6
20141013	166	29	34	151	120	185	14	13	12	12	8
20141014	189	37	40	124	100	136	0	0	31	14	7
20141015	222	23	29	137	115	184	60	56	30	16	7
20141016	209	29	33	142	118	180	46	43	31	51	6
20141017	207	24	29	146	118	188	40	38	3	3	6
20141018	165	38	38	173	128	230	72	68	0	0	4
20141019	227	42	47	171	148	215	36	34	0	-1	5
20141020	243	41	42	151	139	177	55	53	2	1	7
20141021	243	41	56	112	76	140	3	3	114	239	8

Appendix 6: Beaufort scale

Wind force (Beaufort)	KNMI terminology (based on English Wikipedia page for Beaufort)	Wind speed in m/s
0	Calm	0-0,2
1	Light air	0,3-1,5
2	Light breeze	1,6-3,3
3	Gentle breeze	3,4-5,4
4	Moderate breeze	5,5-7,9
5	Fresh breeze	8,0-10,7
6	Strong breeze	10,8-13,8
7	High wind, moderate gale	13,9-17,1
8	Gale	17,2-20,7
9	Strong gale	20,8-24,4
10	Storm	24,5-28,4
11	Violent storm	28,5-32,6
12	Hurricane	>32,7