

How to Download YouTube Videos free with KEEPVID

Many sites enable people to free download YouTube videos online. This post shows how to download YouTube videos free with KEEPVID.com.

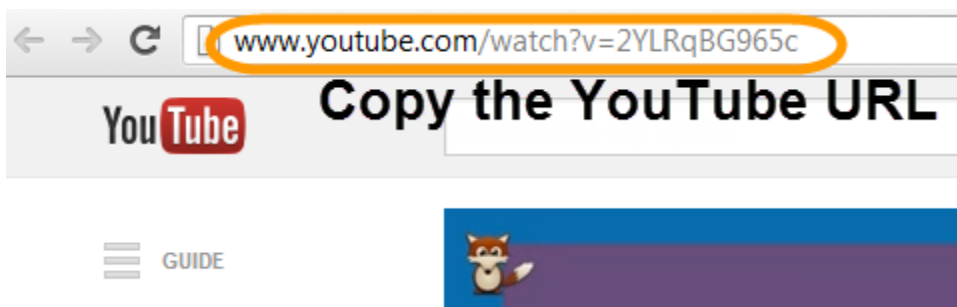
We have introduced [top 6 sites to download YouTube videos free online](#) in a previous guide. Compared to extracting MP3 music from YouTube, downloading YouTube videos appears to be a cumbersome and time-consuming job in terms of file size. In regards to cost and content, nevertheless, YouTube videos come in various genres with few restrictions (including considerable adult clips) and that users don't have to pay for it. In this tutorial, I will specially show you **how to download YouTube videos free with KEEPVID** step by step .

KEEPVID.com is a **safe and legal site** enabling people to free download YouTube videos to computer. As YouTube videos are based on Flash Video Format (FLV), the downloading process **requires the installation of Java TM**, which is also the case when [downloading/convertng YouTube to MP3 free with SNIPMP3](#). Pop-up Java related windows normally associate users with marware, but it is de facto indispensable and safe when downloading videos at KEEPVID.com. In addition to YouTube, we can also utilize KEEPVID to free download videos from VEVO, Yahoo! Video, metacafe, Reuters.com and the like.

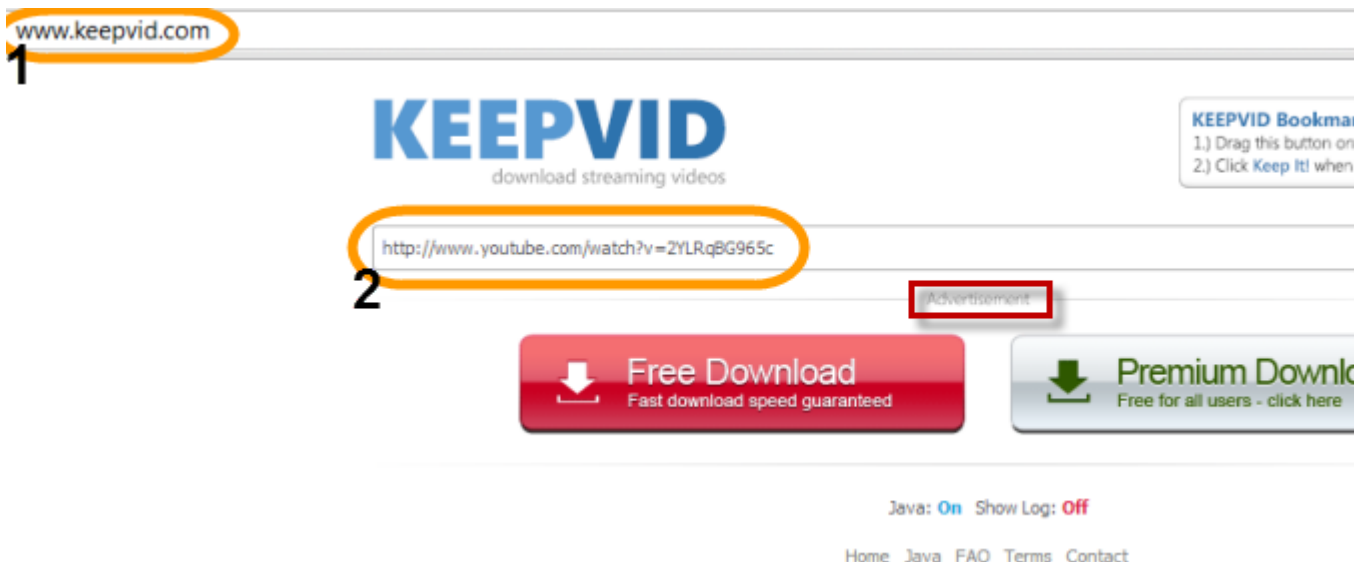
How to download YouTube Videos free with KEEPVID

Step 1: Go to www.keepvid.com.

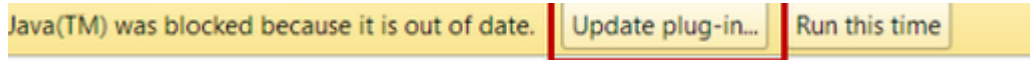
Step 2: Copy & paste the YouTube video URL you want to download to KEEPVID.



Step 3: Click "Download" button next to the input field to download the YouTube video free to your Mac or PC.



Once the download button is clicked, you are probably prompted that "**Jave(TM)** was blocked because it is out of date" in an orange window.



In this case, click "**Update plug- in...**" to enter Java download webpage, then click "**Free Jave Download**" and "**Agree to start Free Download**", double-click the downloaded file and install. **If you are not sure about how to deal with Java (TM) installation safely**, please refer to the "Note that" part under "Step 2" on [this page](#).

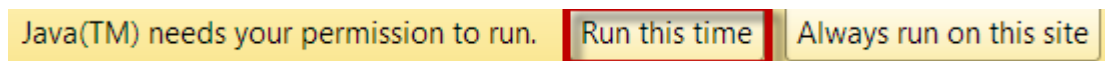
Tips:

#1 Input the video link from another online video site and click download as well, if you want to free download videos from VEVO, metacafe or any other one.

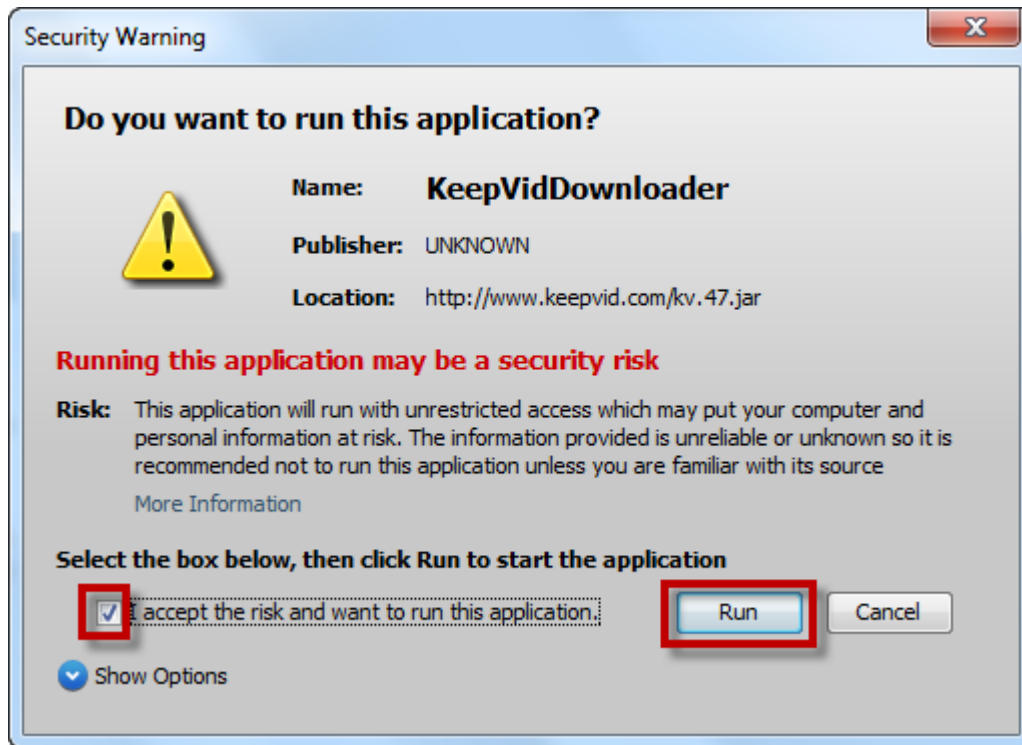
#2 Never click the two notable download buttons in the light grey "Advertisement" box (under the input box). They are ads.

Step 4: Once the Java installation is over, close & restart your browser and re-download.

Go to KEEPVID again, input the video URL and click "Download". This time, you will find a window saying "**Java(TM) needs your permission to run**". Here I click "Run this time". You can also choose "Always run on this site" if you download YouTube videos online a lot.




It will take some time to load Java Applet. During this process, there may be a security warning asking for your permission as below. Check the accept box and click "Run".



The Java Applet loading will be finished at once. Choose a video format and click to **download YouTube videos in 3GP, FLV, MP4 or WEBM** to your Mac/PC. **SNIPMP3.com** is associated with converting YouTube into MP3 and **KeepSubs.com** for video subtitles.

I recommend you to **download YouTube to MP4** as MP4 is the most widely supported (PC, Mac and most smart devices running Android or iOS) video format. 720p is suitable for displays of higher resolution than 720*1280, which can be played on common computers and some high-definition tablets like iPad (excluding iPad Mini) and Nexus 7. **Here I download MP4 480 P.**

Please report any issues to: contact@keepvid.com



ImElfin Blu Ray Ripper for Mac, Rip Video from any Blu-Ray or DVD
youtube.com / Greenwood Jonny
2:24

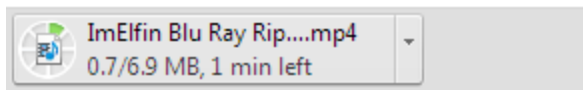
- » [Download 3GP](#) << - 144p - 1.4 MB
- » [Download 3GP](#) << - 240p - 4.0 MB
- » [Download FLV](#) << - 240p - 6.0 MB
- » [Download FLV](#) << - 360p - 8.0 MB
- » [Download FLV](#) << - 480p - 10.0 MB
- » [Download MP4](#) << - (Max 480p) - 6.9 MB
- » [Download MP4](#) << - 720p - 23.2 MB
- » [Download WEBM](#) << - 360p - 6.9 MB
- » [Download WEBM](#) << - 480p - 9.4 MB
- » [Download WEBM](#) << - 720p - 21.9 MB
- » [Download MP3](#) << - using (SnipMP3.com)
- *NEW* » [Download SRT](#) << - Subtitles - using (KeepSubs.com)

DOWNLOAD

PLAY NOW

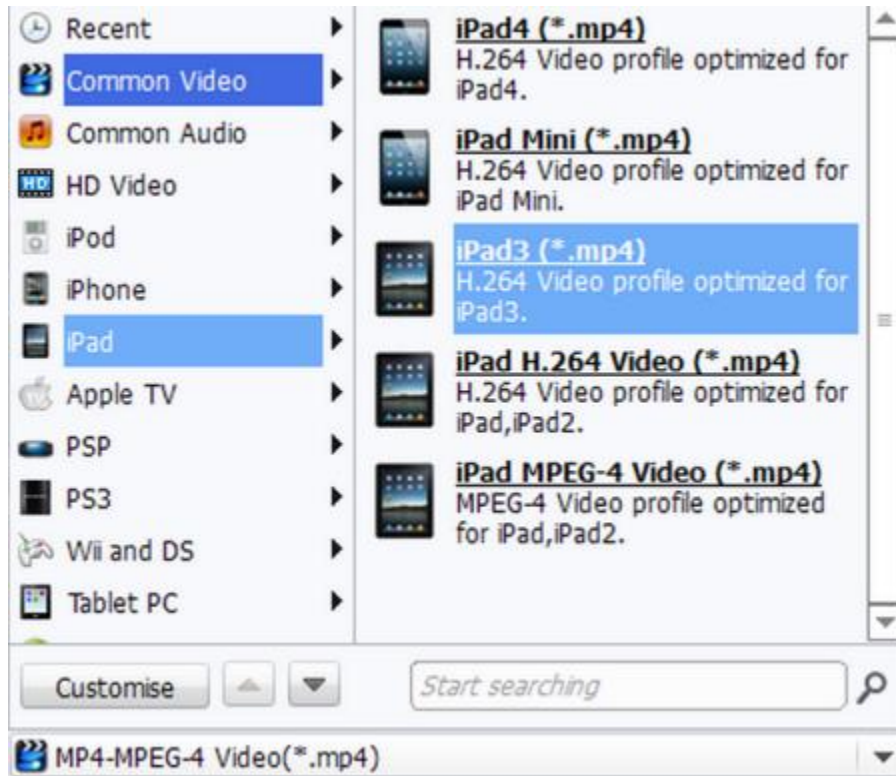
WATCH NO

The download will start immediately and you will find the download process in the download area. You can choose the download video format as per your output device and Internet connection.



Want A KEEPVID alternative?

If you don't want to install any risky plug-ins and prefer a **KEEPVID alternative** (program instead of an online YouTube ripper) to download YouTube videos **easily, fast and safe**, imElfin [YouTube downloader](#) will be a good option. In addition, the output format can be set flexibly according to your output device as follows.



Download and free try imElfin YouTube Downloader below:



100% Clean



100% Clean

This PDF is generated upon

<http://www.imelfin.com/how-to-download-youtube-videos-free-with-keepvid.html>, the original

author is [imElfin](http://www.imelfin.com).