

# What I Teach

(click the links for details)

| Watercolor Workshops  |   | Alcohol Inks Workshops  |  |
|---|---|---|--|
|    | <b>Beginning Watercolor I</b><br><i>A one-day watercolor workshop</i>   |    | <b>Beginning Alcohol Inks</b><br><i>Half-day and shorter evening workshops in this fun, easy medium</i>                      |
|    | <b>Beginning Watercolor II</b><br><i>A one-day watercolor workshop</i>  |    | <b>Alcohol Ink Animals</b><br><i>A half-day intermediate level workshop in this fun medium</i>                               |
|    | <b>Beginning Watercolor III</b><br><i>A one-day watercolor workshop</i>   |    | <b>Painting Valentine Cards</b><br><i>Half-day and shorter evening workshops in this fun, easy medium</i>                    |
|    | <b>Sweet Bounty</b><br><i>A half-day watercolor workshop</i>  |    | <b>Painting Christmas Cards</b><br><i>Half-day and shorter evening workshops in this fun, easy medium</i>                    |
|   | <b>Mindfulness Through Art</b><br><i>An evening of painting meditation</i>  | <b>Painting Parties</b>   |  |
|  | <b>Diving in Deep</b><br><i>A full-day watercolor workshop in textures and techniques</i>   |  | <b>Pampered Painter Party™</b> A 2½ hour art-as-entertainment experience in a <i>private</i> setting. Personal or corporate. |
|  | <b>Loose Florals</b><br><i>A full-day workshop in loose style</i>   |  | <b>Wine &amp; Watercolors™</b> A 2½ hour art-as-entertainment experience in a <i>public</i> setting (Winery/Wine Bar)        |
|  | <b>Loose Landscapes</b><br><i>A full-day workshop in loose style</i>  |  | <b>Brews &amp; Brushes™</b> A 2½ hour art-as-entertainment experience in a <i>public</i> setting (Brewery/Tap House)         |
|  | <b>Trees – Trees – Trees</b><br><i>A full-day watercolor workshop focusing on, you guessed it, trees!</i>   |  | <b>Blues &amp; Brushes™</b> A 2½ hour art-as-entertainment experience at <i>Blues Festivals</i> around the NW                |
| <b>Private/Small Group Instruction</b>  |   |   |  |
|  | <p><b>Workshops not your thing?</b></p> <p><i>Or maybe your availability doesn't jive with the upcoming workshops schedule? Or you just want your lesson to be customized to you. Consider private lessons for some quality one-on-one instruction at your home at a time convenient for you. Pair up with a buddy or two and increase the fun and decrease the cost.</i></p> |   |  |

See what's currently on my teaching schedule [here](#)

## What I Teach

(click the links for details)

### Beginning Watercolor I

*A one-day watercolor workshop*



A class for the absolute beginner. Learn some basic watercolor techniques in the morning and paint your first painting in the afternoon (see example above). I've kept the [Supply List](#) to a minimum (I bring most everything you need) so you can see if you like watercolors before spending a bunch of moolah. ☺

**How long is it?** Six hours, plus a half hour lunch break. Offered once a quarter on a Saturday, Summers off. 10:00 am - 4:30 pm.

**Who should attend?** Specifically geared toward the Absolute beginner...someone who has never painted before (and maybe even thinks they can't). ☺ Others might be interested too because my style of watercolors is different. I like to paint very loose and excel at the wet-into-wet watercolor technique. So even if you've painted before you'll likely learn some new things; especially if you're looking to loosen up or not be so tight or controlled.

**Where is it held?** Various Kennewick, WA area high schools. I teach this class through Kennewick Community Education. You can see their website [here](#).

**What does it cost?** \$39 registration fee to Kennewick Community Ed, plus a \$15 materials fee to me the day of class.

**Is there a Supply List?** Yes, a little one. ☺ See it [here](#).

See what's currently on my teaching schedule [here](#)

## What I Teach

(click the links for details)

### Beginning Watercolor II

*A one-day watercolor workshop*



So, you've decided you like watercolors and would like more? In this two-project workshop, we'll review and practice basic techniques, learn some new ones, play a little bit with special techniques to create textures, and play with some special materials as well.

**How long is it?** Six hours, plus a half hour lunch break. Offered every other quarter on a Saturday, Summers off. 10:00 am - 4:30 pm.

**Who should attend?** Beginners. Watercolor I class is not required, but may be helpful. Non-beginners might be interested too because my style of watercolors is different. I like to paint very loose and excel at the wet-into-wet watercolor technique. So even if you've painted before you'll likely learn some new things; especially if you're looking to loosen up or not be so tight or controlled.

**Where is it held?** Various Kennewick, WA area high schools. I teach this class through Kennewick Community Education. You can see their website [here](#).

**What does it cost?** \$39 registration fee to Kennewick Community Ed, plus a \$15 materials fee to me the day of class. If you have your own supplies, we can negotiate a reduced rate. This class does use some special materials, however, so a materials fee of at least \$5 will be appreciated.

**Is there a Supply List?** Yes, a little one. ☺ See it [here](#).

See what's currently on my teaching schedule [here](#)

## What I Teach

(click the links for details)

### Beginning Watercolor III

*A one-day watercolor workshop*



So, you're still diggin' this watercolor thing and would like more? In this two-project (maybe three) workshop, we'll review and practice techniques and focus on composition and the stages of a painting.

**How long is it?** Six hours, plus a half hour lunch break. Offered every other quarter on a Saturday, Summers off. 10:00 am - 4:30 pm.

**Who should attend?** Beginners. Watercolor I or II class is not *required*, but some watercolor experience will be very helpful. Non-beginners might be interested too because my style of watercolors is different. I like to paint very loose and excel at the wet-into-wet watercolor technique. So even if you've painted before you'll likely learn some new things; especially if you're looking to loosen up or not be so tight or controlled.

**Where is it held?** Various Kennewick, WA area high schools. I teach this class through Kennewick Community Education. You can see their website [here](#).

**What does it cost?** \$39 registration fee to Kennewick Community Ed, plus a \$15 materials fee to me the day of class. If you have your own supplies, we can negotiate a reduced rate.

**Is there a Supply List?** Yes, a little one. ☺ See it [here](#).


See what's currently on my teaching schedule [here](#)

## What I Teach

(click the links for details)

### Sweet Bounty

*A half-day watercolor workshop*



A short, project-oriented workshop where we'll practice applying the three stages of a painting to create the image above, Sweet Bounty. Plus, we'll play with sponge pouncers to create cherries and have an opportunity to practice using a rigger brush.

**How long is it?** Four hours. Offered periodically based on demand.

**Who should attend?** Advanced beginners to intermediate.

**Where is it held?** Westcliffe neighborhood, Richland, WA. It's a classroom in a private residence with a beautiful view.

**What does it cost?** \$50

**Is there a Supply List?** Bring your favorite brushes and paints and watercolor stuff. I'll supply the sponge pouncers that we use for this project. Sheets of paper will be available for purchase. Also provided: water buckets, misters, plexi boards. If you haven't made the investment into your own watercolor supplies yet, pay me \$15 I'll provide everything you need.

See what's currently on my teaching schedule [here](#)

## What I Teach

(click the links for details)

### Mindfulness Through Art: Playing with Paint to Get Present

*An evening session of painting meditation with watercolors*



Art can wake us up from the dream we normally live in. Art can shock us into the present moment. When we fully immerse ourselves in a creative project we activate a different part of our brain. We tune out the left brain (the logical, rational side) and allow the right brain (the artist within) to shine through.

Once class begins, we'll settle into quiet. You'll be encouraged to pay attention to your respective projects and just let it flow. At first this may seem like work, but after a few minutes of actually paying attention—to the texture of the paper, the feel of the brush in hand, the smells, the sounds---something may shift. The time may fly by and there may be no thoughts apart from what's happening in the present...an exercise in mindfulness.

**How long is it?** 2½ hours. Offered approximately every other month in the evening.

**Who should attend?** Anyone. No watercolor experience necessary, but experience OK too.

**Where is it held?** Therapy Solutions, 1455 Columbia Drive, Richland, WA

**What does it cost?** \$45

**Is there a Supply List?** No. Everything is provided.

See what's currently on my teaching schedule [here](#)

## What I Teach

(click the links for details)

### Diving in Deep

*A full-day watercolor workshop in textures and techniques*



This workshop is all about textures and a bunch of other wild watercolor techniques. We've probably all played with salt and watercolors before, but did you know you can use freeze dried coffee in your watercolor painting? Well, you can! Come to class to learn and play.

Presented by two Instructors: Suzi Vitulli and me.

**How long is it?** Seven hours. Offered one to two times per year based on demand.

**Who should attend?** Any level.

**Where is it held?** Westcliffe neighborhood, Richland, WA. It's a classroom in a private residence with a beautiful view.

**What does it cost?** \$125

**Is there a Supply List?** When you register, your confirmation message includes more details (like the Supply List). Suzi and I will be bringing a lot of the supplies that we'll be playing with. Sheets of paper will be available for purchase. Also provided: water buckets, misters, plexi boards

See what's currently on my teaching schedule [here](#)

## What I Teach

(click the links for details)

### Loose Florals

*A full-day watercolor workshop practicing a loose style*



Ever wonder how to paint watercolor florals in the loose, flowy style? How to make your vase transparent? Orr how to add solid objects in to your backgrounds? Well, wonder no more. A fun, skill-practice packed day of wet into wet watercolor. This class keeps the focus on loose, beautiful, and transparent. Nothing tight in this class. :-)

Presented by two Instructors: Suzi Vitulli and me.

**How long is it?** Seven hours. Offered one to two times per year based on demand.

**Who should attend?** Some watercolor experience.

**Where is it held?** Westcliffe neighborhood, Richland, WA. It's a classroom in a private residence with a beautiful view.

**What does it cost?** \$100

**Is there a Supply List?** When you register, your confirmation message includes more details (like the Supply List). Sheets of paper will be available for purchase at the classroom. Provided: water buckets, misters, plexi boards. To see all my favorite supplies, including links to the products for online order, click [here](#).

See what's currently on my teaching schedule [here](#)



## What I Teach

(click the links for details)

### Loose Landscapes

*A full-day watercolor workshop practicing a loose style*



Ever wonder how to paint watercolors in that loose, flowy style? Wonder no more! Join me and Suzi Vitulli for a fun and skill-practice packed day of wet-into-wet watercolor

**How long is it?** Seven hours. Offered one to two times per year based on demand.

**Who should attend?** Some watercolor experience.

**Where is it held?** Westcliffe neighborhood, Richland, WA. It's a classroom in a private residence with a beautiful view.

**What does it cost?** \$100

**Is there a Supply List?** When you register, your confirmation message includes more details (like the Supply List). Sheets of paper will be available for purchase at the classroom. Provided: water buckets, misters, plexi boards. To see all my favorite supplies, including links to the products for online order, click [here](#).

See what's currently on my teaching schedule [here](#)

## What I Teach

(click the links for details)

### Trees – Trees – Trees

*A full-day watercolor workshop focusing on, you guessed, trees!*



Ever wonder how to paint watercolors in that loose, flowy style? Wonder no more! Join me and Suzi Vitulli for a fun and skill-practice packed day of wet-into-wet watercolor

**How long is it?** Seven hours. Offered one to two times per year based on demand.

**Who should attend?** Some watercolor experience.

**Where is it held?** Westcliffe neighborhood, Richland, WA. It's a classroom in a private residence with a beautiful view.

**What does it cost?** \$100

**Is there a Supply List?** When you register, your confirmation message includes more details (like the Supply List). Sheets of paper will be available for purchase at the classroom. Provided: water buckets, misters, plexi boards. To see all my favorite supplies, including links to the products for online order, click [here](#).

See what's currently on my teaching schedule [here](#)

## What I Teach

(click the links for details)

Join us for this day of—you guessed it—painting trees. We've been asked often to hold a class just on painting trees, so this is the answer to your requests. We'll focus on techniques in the morning, then learn a super easy way to paint birch trees in the afternoon.

Presented by Two Instructors Suzi Vitulli and me.

**How long is it?** Seven hours. Offered once a year based on demand.

**Who should attend?** Some watercolor experience.

**Where is it held?** Westcliffe neighborhood, Richland, WA. It's a classroom in a private residence with a beautiful view.

**What does it cost?** \$100

**Is there a Supply List?** When you register, your confirmation message includes more details (like the Supply List). Sheets of paper will be available for purchase at the classroom. Provided: water buckets, misters, plexi boards. To see all my favorite supplies, including links to the products for online order, click [here](#).

See what's currently on my teaching schedule [here](#)

## What I Teach

(click the links for details)

### Private/Small Group Instruction

*Two-hour lessons in your home at a time convenient for you*



Maybe your availability doesn't jive with the upcoming workshops schedule or you just want your lesson to be customized to you. Consider private lessons for some quality one-on-one instruction at your home at a time convenient for you.

*"Chris Blevins rocks as an instructor." ~Nancy*

**How long is it?** Two hour minimum. Check for available times to [schedule your lessons](#). I do require a [deposit](#) to reserve your lesson. I also have a [cancellation policy](#) which you can read more about here.

**Who should attend?** Any level of experience.

**Where is it held?** The convenience of your own home.

**What does it cost?**

Pair up with a buddy or two and the cost of lessons goes down. Lessons are two hours long (one hour just isn't enough time), but please know each "hour" would be a generous hour!

- Two-Hour Private Lesson for 1 Person – \$70 (\$35 for each additional hour)
- Two-Hour Private Lesson for 2 People – \$120, \$60 for each person. (\$30/person for each additional hour)
- Two-Hour Private Lesson for 3 People – \$150, \$50 for each person. (\$25/person for each additional hour)
- Two-Hour Private Lesson for 4 People – \$200, \$50 for each person. (\$25/person for each additional hour)

**Is there a Supply List?** All supplies provided for the first two lessons. After that, you need to provide your own. To see all my favorite supplies, including links to the products for online order, click [here](#).

See what's currently on my teaching schedule [here](#)

## What I Teach

(click the links for details)

### Beginning Alcohol Inks

*A short workshop in this fun, easy, and vibrant medium*



Get your creative juices flowing in this class using the very fun and easy medium...alcohol inks! These inks create paintings that may remind you of a cross between stained glass and a lava lamp. 😊

**How long is it?** Varies from 2½ to 4 hours.

**Who should attend?** Anyone.

**Where is it held?**

At various Kennewick, WA area high schools

Or

Westcliffe neighborhood, Richland, WA. It's a classroom in a private residence with a beautiful view.

**What does it cost?** Varies from \$30 to \$75.

**Is there a Supply List?**

Classes offered through Kennewick Community Ed classes – no supply list. Plan to bring \$15 for a materials fee payable to me at class. If you have your own AI supplies, we'll negotiate a waived or reduced rate. Bring an apron or wear grubbies.

Classes not offered through Kennewick Community Education, you can register for the All Supplies Provided version or the Bring Your Own. Do plan to bring an apron or wear grubbies though.

Wanting to buy your own supplies? See a Resource List [here](#).

See what's currently on my teaching schedule [here](#)

## What I Teach

(click the links for details)

### Alcohol Ink Animals

*A short workshop in this fun, easy, and vibrant medium*



Get your creative juices flowing in this class using the very fun and easy medium...alcohol inks! These inks create paintings that may remind you of a cross between stained glass and a lava lamp. ☺ The instructor will bring everything you need.

**How long is it?** 3 ½ hours.

**Who should attend?** Anyone.

**Where is it held?**

Westcliffe neighborhood, Richland, WA. It's a classroom in a private residence with a beautiful view.

**What does it cost?** All supplies provided - \$70. Bring your own - \$50

**Is there a Supply List?**

Yes, but you can have me supply everything if you like, or bring your own. Do plan to bring an apron or wear grubbies though.

Wanting to buy your own supplies, see a Resource List [here](#).

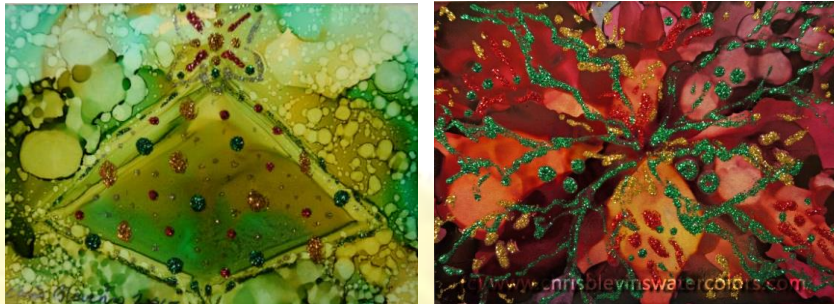
See what's currently on my teaching schedule [here](#)

## What I Teach

(click the links for details)

### Painting with Alcohol Inks – Christmas Cards

*A 2½ hour workshop to create vibrant, original cards*



These images are examples of painting with alcohol inks on Yupo. Yupo is a synthetic paper, kinda like a super thin sheet of white plastic. These cards also have some Stickers glitter glue thrown into the mix for that Holiday sparkle.

What a great way to relax and unwind in the midst of the hustle and bustle of the holidays with some QPT (quality painting time!).

**How long is it?** 2 ½ to four hours.

**Who should attend?** Anyone.

**Where is it held?**

At various Kennewick, WA area high schools

Or

Westcliffe neighborhood, Richland, WA. It's a classroom in a private residence with a beautiful view.

**What does it cost?** Varies from \$30 to \$65.

**Is there a Supply List?**

Classes offered through Kennewick Community Ed classes – no supply list. Plan to bring \$15 for a materials fee payable to me at class. If you have your own AI supplies, we'll negotiate a waived or reduced rate. Bring an apron or wear grubbies.

Classes not offered through Kennewick Community Education, you can register for the All Supplies Provided version or the Bring Your Own. Do plan to bring an apron or wear grubbies though.

Wanting to buy your own supplies, see a Resource List [here](#).

See what's currently on my teaching schedule [here](#)

## What I Teach

(click the links for details)

### Painting With Alcohol Inks – Valentine Cards

*A 2½ hour workshop to create vibrant, original cards*



These images are examples of painting with alcohol inks on Yupo. Yupo is a synthetic paper, kinda like a super thin sheet of white plastic. These cards also have some Stickles glitter glue thrown into the mix for that Valentine sparkle.

**How long is it?** 2 ½ to four hours.

**Who should attend?** Anyone.

**Where is it held?**

At various Kennewick, WA area high schools

Or

Westcliffe neighborhood, Richland, WA. It's a classroom in a private residence with a beautiful view.

**What does it cost?** Varies from \$30 to \$65.

**Is there a Supply List?**

Classes offered through Kennewick Community Ed classes – no supply list. Plan to bring \$15 for a materials fee payable to me at class. If you have your own AI supplies, we'll negotiate a waived or reduced rate. Bring an apron or wear grubbies.

Classes not offered through Kennewick Community Education, you can register for the All Supplies Provided version or the Bring Your Own. Do plan to bring an apron or wear grubbies though.

Wanting to buy your own supplies, see a Resource List [here](#).

See what's currently on my teaching schedule [here](#)




## What I Teach

(click the links for details)

### **Pampered Painter Party™**

*A 2½ hour art-as-entertainment experience in a private setting*



***In the comfort of your own home or as an office party/team building event***

An art-as-entertainment event! I supply the project ([you get to pick which one though](#)), the instruction, and all the art supplies. You supply the place (tables to paint on!), the snacks/beverages (or potluck it), and the friends. Minimum is six people (including the host) and the painting part of the party lasts about 2½ hours. Cost is \$40/person and is complimentary for you as the host! Painting Parties make great gifts too...throw one for your friend's birthday or shower.

Make a [deposit](#) for your painting party. [Check available dates and schedule](#) your party online.

If also offer discounted rates for corporate/organization painting party events such as company team building, company retreats, employee appreciation, client appreciation, summer picnics, holiday parties. [Contact me](#) for details.


See what's currently on my teaching schedule [here](#)

## What I Teach

(click the links for details)

### **Wine & Watercolors™ / Brews & Brushes™**

***A 2½ hour art-as-entertainment experience in a public setting***



**Fun with paint combined with a little liquid inspiration and good friends.**

Like a Pampered Painter Party™, but held in a public location such a Winery or Brewery. These events are fun, non-serious art-as-entertainment experiences with watercolors and—um—wine, craft-brewed beer, or great blues music! No experience needed and all art supplies provided. Sipping allowed and laughter encouraged. Great for birthdays and other special occasions, or you might just meet make a new friend. The first beverage is typically on the house and often some yummy snacks as well.

*"Thank you Chris, it was super fun! You made us all artists!!"*

See currently [scheduled public parties](#).

See what's currently on my teaching schedule [here](#)

## What I Teach

(click the links for details)

### Blues & Brushes™

*A 2½ hour art-as-entertainment experience at Blues Festivals around the NW*



**In work!**

See what's currently on my teaching schedule [here](#)