



RPS Website Goes Through a Redesign

You may have noticed the Richmond Public Schools Website is in the process of going through a transformation. In an effort to provide our constituents with a user-friendly, visually-appealing website experience, we have redesigned the RPS website with our users in mind. The purpose of redesigning the website is to assist the end users in easily finding the information most pertinent to them. The new design is intended to make the website accessible for everyone and across all browsers and platforms.

Changes to the RPS Website

In addition to the information that is being migrated over from the legacy RPS Website, information of interest to our constituents has now been organized into four main sections. Those sections are: **Students, Parents, Community and Staff**.

Other important information has now been organized under the new **About RPS** Section of the website. New content that has been added to this new section of the website, include **FAQs** and **Athletics** information. In addition, we created a website for the **Department of Testing Services**, which handles all of the SOL testing at RPS.

The **Administration** section is another new addition to the RPS Website. We have organized **Superintendent** and **School Board** sections of the website under this section, so you will always know where to find it. RPS contact information is now easily accessible under the **Contact RPS** section of the website.

Navigating the New Website

The Home Page

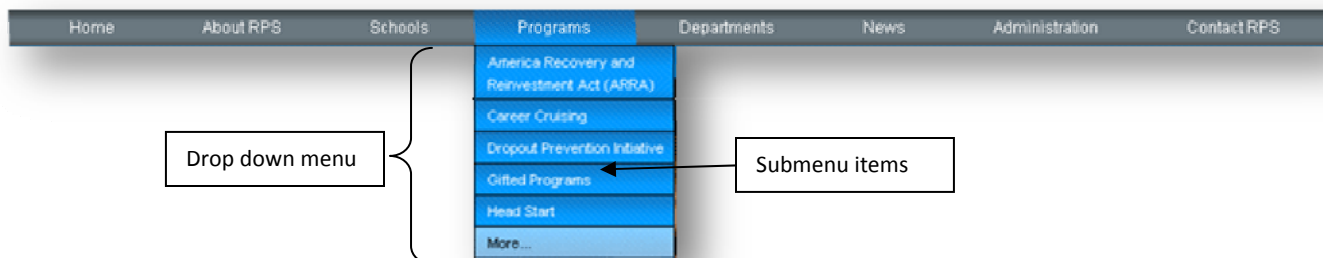
The main or “home” page is the launching page to all other information; it contains:

- **The header** with the Richmond logo and the RPS slogan, plus
 - Icon for RPS employees to login to their email
 - Facebook icon to join RPS Facebook fan page
 - Twitter icon to follow RPS on Twitter
 - Icon for RSS (Real Simple Syndication) feeds to follow RPS news and calendar of events
 - **Google Search Feature** – this is by far one of the best feature additions. Google Search allows the users to find what they are looking for within the RPS web page



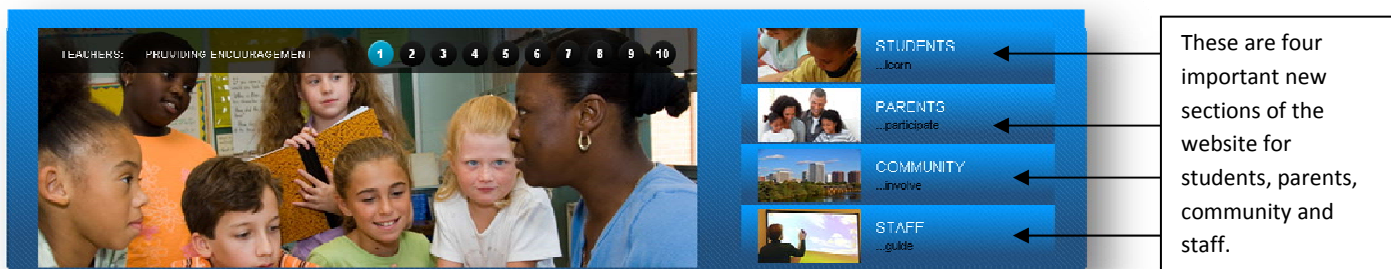
➤ **Top level navigation bar**

- Dropdown menus containing many additional links leading to important information
- Submenu items appear when the mouse pointer hovers over the heading title
- Click to select the subject area you wish to view or click “More...” for additional options



➤ **User specific areas-of-interest** - are the right-hand buttons and are also found under the “Home” drop down menu

- **Students** - can find many items of interest within their area
- **Parents** - can find the information they need to assist their children in this area
- **Community** - can find ways to get involved with RPS
- **Staff** – can find helpful links and features that will help them perform their jobs



➤ **The Superintendent’s Message**

- A place where the Superintendent can quickly inform RPS constituents of the latest information or simply address students, parents, community and staff

➤ **News**

- A scrolling marquee of the latest news
- Simply click on the story of interest to open the document for further reading

➤ **Calendar**

- Use the calendar to participate and/or stay informed of events and happenings at RPS
- Sign up for an account on the calendar and get instant information to your email and/or cell phone
- For more information, view [RPS Calendar Help](#)

- **Alerts**
 - Emergency Notifications will be posted here
 - Health Alerts
 - Inclement Weather Information

- **Featured Links**
 - Simple icons to quickly take you to key points of interest

Superintendent's Message

Welcome to Our Website
A Message From Superintendent Dr. Yvonne W. Brandon

Hello, I'm School Superintendent Yvonne Brandon and I'd like to welcome you to Richmond Public Schools' new web site. Our staff has worked hard to redesign the site so that it's visually appealing, information driven and most of all - user friendly. [\[Read More\]](#)

News
[Read News & Announcements](#)

City School Board Will Hold Public Hearing Monday
 01.29.2010-02.19.2010

City schools to host 'Principal for a Day'
 01.29.2010-02.19.2010

Manually Uploaded Release Test 1
 02.01.2010-03.01.2010

Calendar

03.05.2010 [End Interim Report Period](#)
 03.11.2010 [Student Holiday](#)
 03.11.2010 [Parent Teacher Conference Day](#)
 03.14.2010 [Daylight Saving Time Begins](#)
 03.15.2010 [Baseball Boys Varsity Thomas Jefferson High School at Highland Springs High School](#)
 03.17.2010 [St. Patrick's Day](#)
 03.18.2010 [Baseball Boys Varsity Thomas Jefferson High School vs Armstrong High School](#)
 03.24.2010 [Baseball Boys Varsity Thomas Jefferson High School at Henrico High School](#)
 03.26.2010 [Baseball Boys Varsity Thomas Jefferson High School at Henrico High School](#)

[\[View Calendar\]](#)

RPS Alerts

[Manually Uploaded Alert H1N1 Information Packet](#)

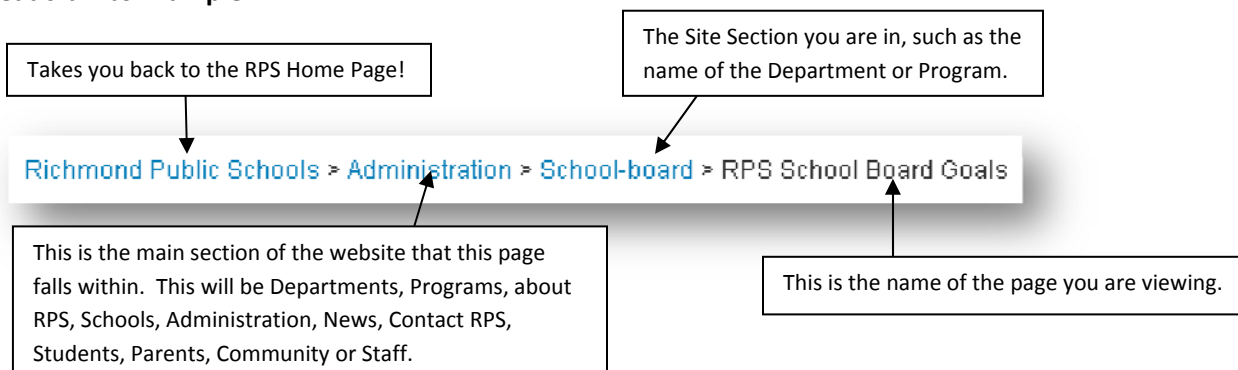
Featured Links

- [School Board](#)
- [Public Information](#)
- [Email Alerts](#)
- [School Locator](#)
- [Lunch Menu](#)
- [Bus Schedule](#)
- [Americans with Disabilities Act](#)

Secondary Pages

- **Breadcrumbs**
 - After leaving the homepage notice the “breadcrumbs” which will lead you back to your previous pages.
 - Breadcrumbs are a description of the trail you took to arrive at your current location.
 - Breadcrumbs are common on websites to help you navigate the site.
 - Any section of the breadcrumbs higher in the hierarchy of the site than the current page can be clicked on to take you to a higher level of the site.

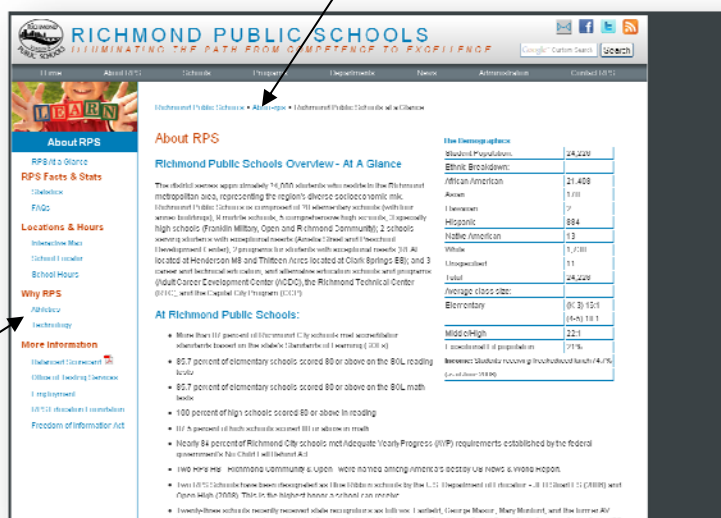
Breadcrumbs Example



➤ Left-side Navigation

- Use the left-side navigation to navigate through the Site Section you are visiting.
- The “Welcome” link takes you back to the site section’s homepage.

Left-side Navigation



Icon Legend

These icons will tell you what type of file you are going to open by clicking on the link to the left of them.

- PDF icon – found beside all pdf links
- External website icon – found beside all links to external Internet websites
- Quicktime movie icon – found beside all links to quicktime movies
- Send email icon – found beside all links to email addresses
- NEW** New icon – found beside new content
- Word icon – found beside all links to Word documents
- Excel icon – found beside all links to Excel spreadsheets
- Powerpoint icon – found beside all links to Powerpoint files
- Audio icon – found beside all links to audio files
- Video icon – found beside all links to video files (except quicktime files)
- Flash icon – found beside all links to flash files
- Jpeg file icon – found beside all links to jpeg images
- Restricted file icon – found beside all links to files or links that are restricted to RPS staff

Optimal Settings for Viewing the New RPS Website

Resolution – the resolution should be set to a minimum of 1280x960. We recommend 1280x1024.

Leave Feedback

We ask that all of our constituents bear with us while we continue this exciting website transformation. Please feel free to use this website survey to leave us feedback on the redesign of the RPS website:

- [RPS Website Survey](#)