

Edelbrock®

CRAFTED

SENIOR




TABLE OF CONTENTS

DESCRIPTION	PAGE #	DESCRIPTION	PAGE #
CHEVY - SMALL-BLOCK		<i>Hi-Torq 383 Pro-Flo XT EFI 408 HP</i>	10
<i>Crate Engine Assembly</i>	2	<i>Signature Series 383 460 HP</i>	10
<i>Crate Assembly Application Guide</i>	3	<i>E-Force RPM Supercharged 519 HP</i>	11
<i>Do-It-Yourself Crate Engine Kits</i>	4	LS3	
<i>Intro</i>	5	<i>GM LS E-Force Supercharged 720 HP</i>	12
<i>E-Street Long-Block</i>	6	CHEVY BIG-BLOCK	
<i>E-Street Carbureted 315 HP</i>	6	<i>Intro</i>	13
<i>E-Street 338 HP</i>	6	<i>Edelbrock/MUSI 555 Carbureted 676 HP</i>	14
<i>Performer 310 HP</i>	7	<i>Edelbrock/MUSI 555 RPM 697 HP</i>	14
<i>Performer 320 HP</i>	7	<i>Edelbrock/MUSI 555 XT EFI 723 HP</i>	14
<i>Performer Dual-Quad 315 HP</i>	8	FORD SMALL-BLOCK	
<i>Performer Hi-Torq 363 HP</i>	8	<i>Intro</i>	15
<i>Performer Pro-Flo XT EFI 380 HP</i>	8	<i>Performer RPM 438 HP</i>	16
<i>Performer RPM 410 HP</i>	9	<i>Performer RPM DUAL-QUAD 449 HP</i>	16
<i>Performer RPM E-Tec 435 HP</i>	9	<i>Coyote E-Force Supercharged 5.0L 700 HP</i>	17
<i>Performer RPM E-Tec Pro-Flo 2 EFI 440 HP</i>	9	<i>Universal Heat Exchanger Kits</i>	18
<i>Performer RPM E-Tec Pro-Flo XT EFI 442 HP</i>	10		

EDELBROCK TESTING = PROVEN PERFORMANCE



When you design and sell the best-engineered performance products in the world, you have to have a rigorous testing program. Why? Without adequate testing, there's no way to stand behind your product with confidence. That's why every product we design and sell at Edelbrock is tested and approved by Edelbrock engineers in a real world environment on state-of-the-art equipment.

Our three SuperFlow® computerized engine dynos are capable of measuring 11 separate engine variables up to speeds of 15,000 rpm. The SuperFlow Powermark and SuperFlow SF902 engine dynos are fully automated and programmable. Equipped with WinDyn™ software, it allows us to simulate various driving situations, and is the very latest in simulation testing equipment.

Our Super Flow model SF-840 eddy-current chassis dynamo aids development testing by giving us the ability to test in the car under simulated road conditions and can handle up to 1,000 HP at the wheels and speeds of 200 mph.

But for real-world tuning and testing, there is no substitute for the real thing. Edelbrocks fleet of test vehicles are driven by Edelbrock engineers and employees to get a "real world" feeling for product improvements as well as product reliability.

Professional race car teams and drivers are also a vital part of our performance and durability testing. Working with these talented individuals is just another extension of our research and development process. So when we say "proven performance", we really mean it!


When all testing is completed, the results evaluated, and the part has passed all performance criteria, then, and only then, is the product deemed ready for production. These precise testing procedures are applied to the entire Edelbrock line for performance that's guaranteed.

CRATE ENGINES




BUILT WITH PRIDE FOR PROVEN PERFORMANCE


Every Edelbrock Crate Engine begins life as a brand new short block. GM is the source for our NEW S/B Chevy short blocks, while Dart Machinery supplies us with brand NEW 347-ci small-block Ford foundations. Pat Musi Racing assembles the short blocks for the awesome big-block Chevy 555 using top-quality NEW Dart and Manley components. Each engine is then assembled according to the components and options selected by you using this brochure, our catalog, or our web site as a guide. Follow along as we build this 435 hp Performer RPM E-Tec 9.5:1 engine, detailing the hands-on quality and care that goes into every new Edelbrock Crate Engine.



1
To build a Performer RPM crate engine we start with a brand new ZZ4 short block




2
Hydraulic roller camshaft reduces friction allowing higher valve velocity for increased performance




3
Pan rail surfaces are cleaned with lacquer thinner to improve oil pan gasket sealing




4
High quality parts like this one piece pan gasket ensure a leak-free engine




5
Load spreader tabs distribute the clamping force evenly to reduce the chance of oil leaks



6
Hydraulic roller cam & lifters are used in Performer RPM E-Tec engines




7
E-Tec 170 cylinder heads are installed with Edelbrock gaskets on this 435 horsepower engine



8
Guide plate alignment is carefully adjusted to center the rockers over the valve stems



9
After adjusting the lifter pre-load to 3/4-turn, an Edelbrock RPM Air-Gap manifold is installed




10
The billet distributor features a custom advance curve specifically tailored to the engine



11
Our top-of-the-line Thunder Series AVS carb with adjustable secondaries is installed



12
Applying the custom badge to our aluminum valve covers finishes up assembly



13
The finished engine is shipped in this reusable crate

CRATE ENGINE APPLICATION GUIDE

ENGINE	HP	TORQUE (FT/LBS)	CUBIC INCH	COMPRESSION	BLOCK	CRANK	PISTONS	CAMSHAFT	ROCKER ARMS	HEADS	MANIFOLD	VICTOR SERIES ALUMINUM WATER PUMP	DISTRIBUTOR	UNLIMITED MILEAGE WARRANTY
CHEVY														
E-STREET LONG BLOCK	N/A	N/A	350 c.i.d.	9.0:1	New GM 4-Bolt	Cast Iron	Cast Aluminum	Performer #2102	Stock Long Slot	E-Street #5089	—	—	—	2 Year
E-STREET 315	315	381	350 c.i.d.	9.0:1	New GM 4-Bolt	Cast Iron	Cast Aluminum	Performer #2102	Stock Long Slot	E-Street #5089	#2701/#27013	—	Included	2 Year
E-STREET 338 EFI	338	389	350 c.i.d.	9.0:1	New GM 4-Bolt	Cast Iron	Cast Aluminum	Performer #2117	Stock Long Slot	E-Street #5089	#2701	—	Included	2 Year
PERFORMER 310/320	320	383	350 c.i.d.	8.5:1 9.0:1	New GM 4-Bolt	Cast Iron	Cast Aluminum	Performer #2102	Aluminum Roller 1.5:1	Performer/ Performer RPM #60759/#60899 #60909	#2701/27013, #2601, #5418	Short or Long	Included	2 Year
PERFORMER DUAL-QUAD 315	315	372	350 c.i.d.	9.0:1	New GM 4-Bolt	Cast Iron	Cast Aluminum	Performer #2102	Aluminum Roller 1.5:1	Performer #60909	#5425, #75254	Short or Long	Included	2 Year
PERFORMER HI-TORQ 363	363	405	350 c.i.d.	9.0:1	New GM 4-Bolt	Cast Iron	Cast Aluminum	Rolling Thunder Hydraulic Roller #2208	Aluminum Roller 1.5:1	E-Tec 170 #60975	#2716, #75264	Short or Long	Included	2 Year
PERFORMER PRO-FLO XT EFI 380	380	401	350 c.i.d.	9.0:1	New GM 4-Bolt	Cast Iron	Cast Aluminum	Rolling Thunder Hydraulic Roller #2208	Aluminum Roller 1.5:1	E-Tec 170 #60975	#3528	Short or Long	Included	2 Year
PERFORMER RPM 410	410	408	350 c.i.d.	9.5:1	New "ZZ" 4-Bolt	Forged Steel	Hypereutectic	Performer RPM #7102	Aluminum Roller 1.5:1	Performer RPM #60899	#7101, 7501	Short or Long	Included	2 Year
PERFORMER RPM E-TEC 435	435	435	350 c.i.d.	9.5:1	New "ZZ" 4-Bolt	Forged Steel	Hypereutectic	Rolling Thunder Hydraulic Roller #2204	Aluminum Roller 1.5:1	E-Tec 170 #60975	#7516	Short or Long	Included	2 Year
PERFORMER RPM E-TEC PRO-FLO2 EFI 440	440	425	350 c.i.d.	9.5:1	New "ZZ" 4-Bolt	Forged Steel	Hypereutectic	Rolling Thunder Hydraulic Roller #2205	Aluminum Roller 1.5:1	E-Tec 170 #60975	#35070	Short or Long	Included	2 Year
PERFORMER RPM E-TEC PRO-FLOXT EFI 442	442	409	350 c.i.d.	9.5:1	New "ZZ" 4-Bolt	Forged Steel	Hypereutectic	Rolling Thunder Hydraulic Roller #2205	Aluminum Roller 1.5:1	E-Tec 170 #60975	#3528	Short or Long	Included	2 Year
HI-TORQ 383 PRO-FLO XT EFI 408	408	450	383 c.i.d.	9.5:1	New "ZZ383" 4-Bolt	Forged Steel	Hypereutectic	Rolling Thunder Hydraulic Roller #2209	Aluminum Roller 1.5:1	E-Tec 170 #60975	#3528	Short or Long	Included	2 Year
SIGNATURE SERIES 383	460	460	383 c.i.d.	9.5:1	New "ZZ383" 4-Bolt	Forged Steel	Hypereutectic	Rolling Thunder Hydraulic Roller #2207	Aluminum Roller 1.5:1	E-Tec 200 #609815	#75161	Short Style	Included	2 Year
E-FORCE RPM SUPERCHARGED	519	507	350 c.i.d.	9.5:1	New "ZZ" 4-Bolt	Forged Steel	Hypereutectic	Rolling Thunder Hydraulic Roller #2205	Aluminum Roller 1.5:1	E-Tec 200 #60985	#15231	Long Style	Included	2 Year
SUPERCHARGED GM LS 416	720	695	416 c.i.d.	9.5:1	New GM LS3 Aluminum	Forged 4340 4.0"	Forged	215°/247°, .629/656, 121 LSA	LS3, 1.7 ratio	GM w/ Edelbrock Valve Springs #5768	#1540	GM	—	2 Year
EDELBRÖCK/MUSI 555 CARBURETED 676	676	649	555 c.i.d.	10.0:1	Dart M Big-Block 9.8"	Forged Steel 4.250"	Forged	Rolling Thunder Hydraulic Roller #2264	Aluminum Roller 1.7:1	E-CNC #79555	#2902	—	Included	2 Year
EDELBRÖCK/MUSI 555 EFI 697	697	643	555 c.i.d.	10.0:1	Dart M Big-Block 9.8"	Forged Steel 4.250"	Forged	Rolling Thunder Hydraulic Roller #2264	Aluminum Roller 1.7:1	E-CNC #79555	#35520	—	Included	2 Year
EDELBRÖCK/MUSI 555 RPM XT EFI 723	723	652	555 c.i.d.	10.0:1	Dart M Big-Block 9.8"	Forged Steel 4.250"	Forged	Rolling Thunder Hydraulic Roller #2264	Aluminum Roller 1.7:1	E-CNC #79555	#35593	—	Included	2 Year
FORD														
PERFORMER RPM 438	438	413	347 c.i.d.	9.5:1	Dart	Forged Steel	Forged	Rolling Thunder Hydraulic Roller #2281	Aluminum Roller 1.6:1	Performer RPM #60255	#7521, #75211, #75214	Victor Series Aluminum	included	2 Year
PERFORMER RPM DUAL QUAD 449	449	417	347 c.i.d.	9.5:1	Dart	Forged Steel	Forged	Rolling Thunder Hydraulic Roller #2281	Aluminum Roller 1.6:1	Performer RPM #602515	#75354	Victor Series Aluminum	included	2 Year
SUPERCHARGED FORD 5.0L COYOTE	700	606	302 c.i.d.	9.5:1	Ford Aluminum	Forged Steel	Forged	Stock Ford	Stock Ford	Stock 4V Aluminum w/Boss 302 Springs	#1588	Stock Ford	—	2 Year

CHEVY CRATE ENGINES

SMALL-BLOCK




Includes a full color step-by-step instruction manual

DO-IT-YOURSELF CRATE ENGINE KITS

YOU FIND THE SHORT BLOCK & WE SUPPLY THE REST!

Edelbrock is excited to offer a Do-It-Yourself crate engine kit for customers that already have a short-block ready for assembly. These kits for early and late small-block Chevys include Edelbrock camshaft, Edelbrock Thunder Series AVS carburetor, Edelbrock intake manifold, Edelbrock aluminum cylinder heads, Edelbrock roller rocker arms, balancer, oil pump, gaskets, nuts, bolts, assembly lube, Edelbrock break-in oil and detailed assembly instructions. Customers have the choice of a Performer Series package for an 8.5:1 ratio engine or a Performer RPM Series package for a 9.5:1 ratio for more horsepower and torque.



Performer RPM E-Tec 435
Crate Engine Kit #45909

PERFORMER 310 KIT

This Do-It-Yourself crate engine kit gives you everything you need to build your own Edelbrock Performer 310 hp (#45100) crate engine. This kit is designed for use with a 1986 and earlier short-block.

KIT INCLUDES:

- Thunder Series AVS Electric Choke Carburetor 650 CFM #1806
- Performer-Plus Camshaft #2102
- Performer EPS Intake Manifold in Natural Satin Finish #2701
- Performer Series Cylinder Heads #60759
- Cylinder Head Bolts #8550
- 7.8" Push Rod (Set of 16) #9630
- 1.5:1 Ratio Roller Rocker Arm Kit (Set of 16) #77770
- Performer-Link Timing Chain Set #7800
- Timing Chain Cover
- Crankshaft Balancer
- Distributor
- Ignition Coil
- Oil Filter Adapter, Oil Pump, Oil Pump Shaft and Oil Filter
- Cylinder Head Gaskets #7310, Intake Manifold Gaskets #7201, Valve Cover Gaskets #7549, Fuel Pump Gasket and Timing Cover Gasket
- Edelbrock Premium SAE 30 Break-In Oil (6 qts.) #1070
- Torco Engine Assembly Lube #1075
- Edelbrock Gasgacinch #9300
- Thread Sealant and Silicon
- All necessary Hardware and Instructions for Installation

Do-It-Yourself Performer Crate Engine Kit ●#45109

Important Notes: This kit does not include: crank shaft, connecting rods, pistons, rear main seal, freeze plugs, cam bearings, journal bearings, fuel pump, spark plug wires, spark plugs, water pump, oil pan, oil pump pick up and oil pan gasket. Flat top pistons are highly recommended to maintain the 8.5:1 compression ratio when paired with the supplied 70cc cylinder heads.

PERFORMER RPM E-TEC 435 KIT

This Do-It-Yourself crate engine kit will give you everything needed to build your own Edelbrock Performer RPM E-Tec (#45900) crate engine that produces 435 hp and 435 ft.-lbs. of torque. It's designed for use with 1987 and later short-blocks with 4-bolt mains, 1-piece rear main seal and camshaft thrust plate.

KIT INCLUDES:

- Thunder Series AVS Electric Choke Carburetor 800 CFM #1813
- Rollin' Thunder Camshaft #2204
- RPM Air-Gap Vortec Intake Manifold with Natural Satin Finish #7516
- Performer RPM E-Tec 170 Cylinder Heads #60975
- Cylinder Head Bolts #8550
- 7.191" Push Rod (Set of 16) #9653
- 1.5:1 Ratio Roller Rocker Arm Kit (Set of 16) #77770
- Hydraulic Roller Lifters (Set of 16) #97384
- Lifter Guide and Retainer Plate
- Timing Chain Cover
- Crankshaft Balancer
- Distributor
- Ignition Coil
- Oil Filter Adapter, Oil Pump, Oil Pump Shaft, Oil Pump Pickup, Oil Filter and Oil Pan & Gasket
- Cylinder Head Gaskets, Intake Manifold Gaskets #7235, Valve Cover Gaskets, Fuel Pump Gasket and Timing Cover Gasket
- Edelbrock Premium SAE 30 Break-In Oil (6 qts.) #1070
- Torco Engine Assembly Lube #1075
- Edelbrock Gasgacinch #9300
- Thread Sealant and Silicone
- All necessary Hardware and Instructions for Installation

Do-It-Yourself Performer RPM E-Tec Crate Engine Kit ●#45909

Important Notes: This kit does not include: crank shaft, camshaft thrust plate, connecting rods, pistons, rear main seal, freeze plugs, cam bearings, journal bearings, fuel pump, spark plug wires, spark plugs and water pump. Milodon oil pan #31501 supplied with this kit features a right hand dipsticks and will not fit on a 1962-67 Chevy Nova chassis. Flat top pistons are highly recommended in order to maintain the recommended 9.5:1 compression ratio when paired with the supplied Edelbrock 64cc cylinder heads.

Customers have the ability to order a DIY crate engine package for other Edelbrock crate engines or specially tailored packages for their specific needs. Call the Tech Department for more information.

CHEVY CRATE ENGINES

SMALL-BLOCK

FULLY ASSEMBLED SMALL-BLOCK CHEVY CRATE ENGINES





Get a brand new fully-assembled engine that's virtually ready to run and delivers classic Edelbrock performance right out-of-the-box. Available in **Power Levels from 310 hp to 720 hp**, these engines include high-quality Edelbrock manifolds, cylinder heads, Thunder Series AVS carbs, cams and optional water pumps.




PRECISION ASSEMBLED IN THE USA WITH HIGH QUALITY COMPONENTS

Edelbrock heads, camshaft, manifold, water pump and Thunder Series carburetor top off the GM short block for great out-of-the-box performance. Only the best components are utilized for the assembly of Edelbrock Crate Engines. Quality and care are used for each Edelbrock Crate Engine as they are hand built by dedicated team members.



Brand New Short Block- Not Reconditioned



High Quality Edelbrock Aluminum Heads



Edelbrock Manifold - Made in USA



High Quality Billet Distributor

Dyno-matched Performer, Performer Hydraulic Roller, Performer RPM & Performer RPM Hydraulic Roller camshafts

* swirl-polished valves on all engines except E-Street level builds



MADE IN USA

CHEVY CRATE ENGINES

SMALL-BLOCK



E-Street Long Block #45070


E-STREET LONG-BLOCK

The Edelbrock E-Street Long-Block is **affordably priced** for any builder who already owns an Edelbrock intake manifold and carb and wants to step up to a crate engine on a budget. This long-block is the ideal bottom end for any high performance street build. It starts with a **100% brand new GM short-block with 4-bolt main and 2-piece rear main seal**, cast iron crankshaft and cast aluminum pistons. Next, Edelbrock E-Street cylinder heads and Performer Series camshaft are added. **E-Street heads are designed for high performance street applications** and feature larger than stock intake and exhaust ports to improve engine efficiency. These heads also include hardened spring cups and Heli-coil® threaded inserts in the rocker stud bosses. The E-Street Long-Block is then finished off with Edelbrock Racing Series valve covers and breather.

SPECIFICATIONS

Displacement: 350 c.i.d.	Rocker Arms: Stock Long Slot
Compression: 9.0:1	Cylinder Heads: E-Street #5089
Block: New GM 4-bolt main with 2-piece rear main seal	Valve Covers: Racing Series
Crankshaft: Cast Iron	Finish: Satin
Pistons: Cast aluminum	Warranty: 2-year / Unlimited mileage
Camshaft: Performer #2102	

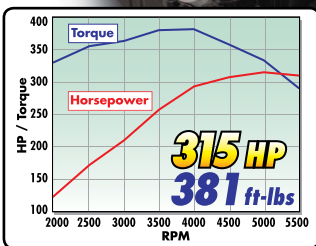
E-Street Long-Block (Max RPM 5,500) ●● #45070



E-Street Carbureted #45083

E-STREET 315 HP


This is an **affordably priced**, entry level small-block Chevy crate engine for any street rod or muscle car driver on a budget that wants affordable performance. Edelbrock E-Street crate engines start out with a **100% brand new GM short-block with 4-bolt main and 2-piece rear main seal**. Another version is available with black powder coated intake manifold, carburetor, valve covers and breather. Both versions feature E-Street cylinder heads, Performer Series carburetor, Performer EPS intake manifold, Performer Series camshaft and high quality billet distributor. **E-Street heads are designed for high performance street applications** and feature larger than stock intake and exhaust ports to improve engine efficiency. These engines offer the best combination of affordable and reliable performance on the market! This engine is sold without a water pump – visit our website for a complete listing of small-block Chevy water pumps for your application.



SPECIFICATIONS

Displacement: 350 c.i.d.	Rocker Arms: Stock Long Slot
Horsepower: 315 hp	Manifold: Performer EPS #2701, #27013
Torque: 381 ft-lbs.	Cylinder Heads: E-Street #5089
Compression: 9.0:1	Carburetor: Performer Series #1405, #14053
Block: New GM 4-bolt main with 2-piece rear main seal	Distributor: Included
Crankshaft: Cast Iron	Valve Covers: Racing Series
Pistons: Cast aluminum	Finish: Satin or black powder coated
Camshaft: Performer #2102	Warranty: 2-year / Unlimited mileage

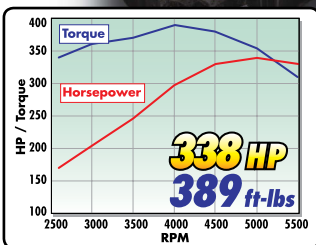
E-Street Carbureted (Max RPM 5,500) ●● #45080..... #45083



E-Street EFI #45060

E-STREET 338 HP WITH MODERN MULTI-POINT FUEL INJECTION

If you want modern electronic fuel injection and performance at an affordable price, the E-Street 338 hp crate engine is what you want. This economical entry level engine has the same **great features as the E-Street carbureted engine**, but is equipped with a complete E-Street EFI system that is ready to run right-out-of-the crate with no tuning needed!



SPECIFICATIONS


Displacement: 350 c.i.d.	Rocker Arms: Stock Long Slot
Horsepower: 338 hp	EFI Systems: Edelbrock E-Street #3600
Torque: 389 ft-lbs.	Manifold: Performer EPS #2701
Compression: 9.0:1	Cylinder Heads: E-Street #5089
Block: New GM 4-bolt main with 2-piece rear main seal	Distributor: Included
Crankshaft: Cast Iron	Valve Covers: Racing Series
Pistons: Cast Aluminum	Finish: Satin with black accessories
Camshaft: Performer TBI #2117	Warranty: 2-year / Unlimited mileage

E-Street Electronic Fuel Injection Crate Engine (Max RPM 5,500) ●● #45060


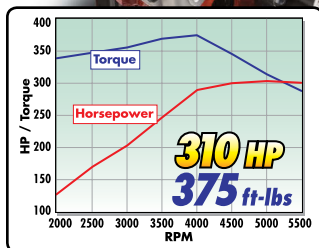
Important Installation Notes: This system will require a high pressure EFI compatible fuel delivery system. Two fuel delivery kits are available and sold separately, visit our website to select the right kit for your installation. O2 sensor included and will need to be installed before operation.

CHEVY CRATE ENGINES


SMALL-BLOCK



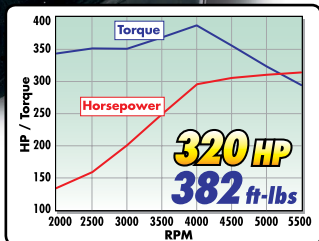
Performer
Classic 310
#45123



Performer
Classic 310
#47100



Performer 320
#45410



PERFORMER CLASSIC 310 HP

This entry level small-block Chevy crate engine is ideal for any street rod, muscle car or truck owner looking for 300+ hp performance on 87-octane fuel. The Performer 310 is 100% brand new and include a 4-bolt main GM short block, Edelbrock Performer heads, Performer hydraulic camshaft, roller rocker arms, Performer Series intake manifold and optional water pump.

The Performer Classic 310 is available with a single quad Performer Series carburetor or as a 3x2 with Edelbrock 94 carburetors. The single quad version features black powder coated accessories, intake manifold, carburetor, water pump and a red block. All Performer Classic engines feature Classic series finned valve covers in polished or black powder coated finish for a unique vintage look.

SPECIFICATIONS	
Displacement: 350 c.i.d.	Manifold: Performer EPS #2701/#27013, or C-357-B #5418
Horsepower: 310 hp	Cylinder Heads: Performer #60759
Torque: 375 ft-lbs.	Carburetor: Edelbrock 94 Series or Performer Series
Compression: 8.5:1	Water Pump: Victor series aluminum
Block: New GM 4-bolt main with 2-piece rear main seal	Distributor: Included
Crankshaft: Cast Iron	Valve Covers: Cast aluminum – style varies by application
Pistons: Cast Aluminum	Finish Options: Satin, polished or black powder coated
Camshaft: Performer #2102	Warranty: 2-year / Unlimited mileage
Rocker Arms: 1.5:1 Roller #77770	

	Satin	Polished	Black
PERFORMER CLASSIC 310 HP EPS MANIFOLD & 650 CFM PERFORMER SERIES CARB (electric choke)			
With short water pump #8810 ●●	#45110	#45111	N/A
With long water pump #8811 ●●	#45120	#45121	N/A
PERFORMER CLASSIC 310 HP EPS MANIFOLD AND 600 CFM PERFORMER SERIES CARB (electric choke)			
With long water pump #88113 ●●	N/A	N/A	#45123
PERFORMER CLASSIC 310 HP C-357-B MANIFOLD AND TRIPLE EDELBROCK 94 SERIES CARBS			
Without water pump ●●	#47100	N/A	N/A
With short water pump #8810 ●●	#47110	N/A	N/A

PERFORMER 320 HP


A step-up in the Performer line, the Performer 320 has 9.0:1 compression ratio and delivers 320 horsepower and 382 ft-lbs. of torque. The Performer 320 is 100% brand new and includes a four-bolt main GM short block with Edelbrock Performer heads, Performer hydraulic camshaft, roller rocker arms, Thunder Series AVS 650 cfm carburetor and the choice of a Performer EPS or Performer Air-Gap intake manifold. Customers have their choice ordering these crate engines without a water pump or with a short or long water pump. Available in satin cast aluminum or polished finish.

SPECIFICATIONS	
Displacement: 350 c.i.d.	Manifold: Performer EPS #2701 or Performer Air-Gap #2601
Horsepower: 320 hp	Cylinder Heads: Performer #60909 or Performer RPM #60899
Torque: 382 ft-lbs.	Carburetor: Thunder Series AVS
Compression: 9.0:1	Water Pump: Victor series aluminum
Block: New GM 4-bolt main with 2-piece rear main seal	Distributor: Included
Crankshaft: Cast Iron	Valve Covers: Cast aluminum – style varies by application
Pistons: Cast Aluminum	Finish Options: Satin or polished
Camshaft: Performer #2102	Warranty: 2-year / Unlimited mileage
Rocker Arms: 1.5:1 Roller #77770	

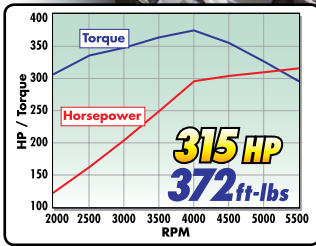
	Satin	Polished
PERFORMER 320 HP EPS MANIFOLD & 650 CFM THUNDER SERIES AVS CARB (electric choke)		
Without water pump ●●	#45400	#45401
With short water pump #8810 ●●	#45410	#45411
With long water pump #8811 ●●	#45420	#45421
PERFORMER 320 HP AIR-GAP MANIFOLD & 650 CFM THUNDER SERIES AVS CARB (electric choke)		
Without water pump ●●	#45500	#45501
With short water pump #8810 ●●	N/A	#45511
With long water pump #8811 ●●	N/A	#45521

CHEVY CRATE ENGINES

SMALL-BLOCK



Performer
RPM
Dual-Quad
#45024



PERFORMER DUAL-QUAD 315 HP

This Performer Dual-Quad has the same specs as the Performer 320 with the addition of an Edelbrock dual-quad intake & 500 cfm carbs. Customers have their choice of the classic C-26 intake for lower height and greater hood clearance or the latest generation Performer RPM Air-Gap Dual-Quad intake manifold. Additional options include satin aluminum or EnduraShine finish (on RPM Air-Gap Dual-Quad) and water pump style.

SPECIFICATIONS

Displacement: 350 c.i.d.	Manifold: C-26 #5425 or RPM Air-Gap Dual-Quad #75254
Horsepower: 315 hp	Cylinder Heads: Performer RPM #60899
Torque: 372 ft-lbs.	Carburetor: Performer Series or Thunder Series AVS
Compression: 9.0:1	Water Pump: Victor series aluminum
Block: New GM 4-bolt main with 2-piece rear main seal	Distributor: Included
Crankshaft: Cast Iron	Valve Covers: Cast aluminum – style varies by application
Pistons: Cast Aluminum	Finish Options: Satin or EnduraShine
Camshaft: Performer #2102	Warranty: 2-year / Unlimited mileage
Rocker Arms: 1.5:1 Roller #77770	

PERFORMER C-26 MANIFOLD & PERFORMER CARBS


	Satin	EnduraShine
With short water pump #8810	#45010	N/A
With long water pump #8811	#45020	N/A

PERFORMER RPM AIR-GAP MANIFOLD & THUNDER SERIES AVS CARBS

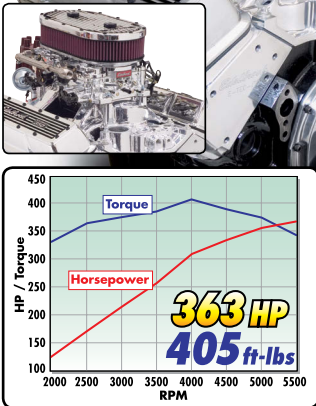
Without water pump	N/A	#45004
With short water pump #8810	N/A	#45014
With long water pump #8811	N/A	#45024

PERFORMER HI-TORQ 363 HP

Take advantage of modern cylinder head and camshaft technology with the Performer Hi-Torq 363 HP Series of engines. These engines deliver high hp and a broad torque curve from off-idle through 5,500 RPM, thanks to the Performer-Plus Rollin' Thunder hydraulic roller camshaft. In addition to the performance, this combination provides exceptional vacuum at idle so you can easily operate power brakes and vacuum powered accessories.



Performer
Hi-Torq #46401



SPECIFICATIONS

Displacement: 350 c.i.d.	Manifold: Performer EPS Vortec #2716 or RPM Air-Gap Dual-Quad Vortec #75264
Horsepower: 363 hp	Cylinder Heads: E-Tec 170 #60975
Torque: 405 ft-lbs.	Carburetor: 750 cfm Performer or (2) 500 cfm Thunder Series AVS
Compression: 9.0:1	Water Pump: Victor series aluminum
Block: New GM 4-bolt main with 2-piece rear main seal	Distributor: Included
Crankshaft: Cast Iron	Valve Covers: Cast aluminum – style varies by application
Pistons: Cast Aluminum	Finish Options: Satin, polished or EnduraShine
Camshaft: Rollin' Thunder Hydraulic Roller #2208	Warranty: 2-year / Unlimited mileage
Rocker Arms: 1.5:1 Roller #77770	

PERFORMER EPS VORTEC MANIFOLD AND 750 CFM PERFORMER SERIES CARB (electric choke)

	Satin	Polished	EnduraShine
Without water pump	#46400	#46401	#46404
With short water pump #8810	#46410	#46411	#46414
With long water pump #8811	#46420	#46421	#46424

RPM AIR-GAP DUAL-QUAD MANIFOLD, (2) 500 CFM THUNDER SERIES AVS CARBS (1 manual choke and 1 electric choke)

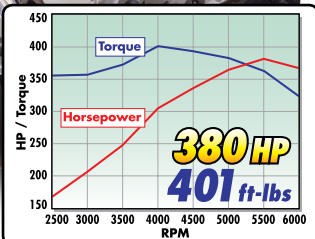
Without water pump	#46304
With short water pump #8810	#46314
With long water pump #8811	#46324

PERFORMER PRO-FLO XT EFI 380 HP

For those who want modern efficiency and power, Edelbrock offers the Performer Pro-Flo XT 380 HP. Like its carbureted sibling, this 350 cubic inch package offers 9.0:1 compression ratio, but the modern Pro-Flo XT EFI, delivers a stout 380 horsepower and 401 ft-lbs. of torque with increased mileage potential!



Performer
Pro-Flo XT
EFI #46603




SPECIFICATIONS

Displacement: 350 c.i.d.	Rocker Arms: 1.5:1 Roller #77770
Horsepower: 380 hp	EFI Systems: Pro-Flo XT #3528
Torque: 401 ft-lbs.	Cylinder Heads: E-Tec 170 #60975
Compression: 9.0:1	Throttle Body: Edelbrock #3869
Block: New GM 4-bolt main with 2-piece rear main seal	Distributor: Included
Crankshaft: Cast Iron	Valve Covers: Cast aluminum - Style varies by application
Pistons: Cast Aluminum	Finish: Satin or black powder coated
Camshaft: Rollin' Thunder Hydraulic Roller #2208	Warranty: 2-year / Unlimited mileage

Without water pump	Satin #46600	Black #46603
--------------------	--------------	--------------

CHEVY CRATE ENGINES

SMALL-BLOCK



Performer
RPM 410 #45611

PERFORMER RPM 410 HP

The Performer RPM 410 HP delivers outstanding street high performance. Customers have their choice of Performer RPM or Performer RPM Air-Gap intake manifolds, satin aluminum or polished finish and choice of long or short water pump style.

SPECIFICATIONS	
Displacement:	350 c.i.d.
Horsepower:	410 hp
Torque:	408 ft-lbs.
Compression:	9.5:1
Block:	New GM "ZZ" 4-bolt main with 1-piece rear seal
Crankshaft:	Forged steel
Pistons:	Hypereutectic
Camshaft:	Performer RPM #7102
Rocker Arms:	1.5:1 Roller #77770
Manifold:	Performer RPM #7101 or RPM Air-Gap #7501
Cylinder Heads:	Performer RPM #60899
Carburetor:	Thunder Series AVS
Water Pump:	Victor series aluminum
Distributor:	Included
Valve Covers:	Cast Aluminum - Style varies by application
Finish:	Satin and polished
Warranty:	2-year / Unlimited mileage

	Satin	Polished
PERFORMER RPM 410 HP MANIFOLD, 800 CFM THUNDER SERIES AVS CARB (electric choke)		
Without water pump ●●	#45600	#45601
With short water pump #8810 ●●	#45610	#45611
PERFORMER RPM 410 HP AIR-GAP MANIFOLD, 800 CFM THUNDER SERIES AVS CARB (electric choke)		
Without water pump ●●	#45700	#45701
With short water pump #8810 ●●	#45710	#45711
With long water pump #8811 ●●	#45720	#45721

PERFORMER RPM E-TEC 435 HP

The Performer RPM E-TEC 435 HP is the ultimate 350 cubic inch small-block Chevy for muscle cars, street rods and trucks. Includes a 100% brand new GM ZZ short block with forged steel crankshaft, powdered metal rods and hypereutectic pistons, Edelbrock E-TEC 170 heads, Rollin' Thunder hydraulic roller camshaft, roller rocker arms, RPM Air-Gap intake manifold and Thunder Series AVS 800 cfm carburetor. These crate engines are offered in your choice of satin aluminum, polished or EnduraShine finish. Optional water pump styles are also available.

SPECIFICATIONS	
Displacement:	350 c.i.d.
Horsepower:	435 hp
Torque:	435 ft-lbs.
Compression:	9.5:1
Block:	New GM "ZZ" 4 bolt main with 1-piece rear seal
Crankshaft:	Forged steel
Pistons:	Hypereutectic
Camshaft:	Rollin' Thunder Hydraulic Roller #2204
Rocker Arms:	1.5:1 Roller #77770
Manifold:	RPM Air-Gap Vortec #7516
Cylinder Heads:	E-Tec 170 #60975
Carburetor:	Thunder Series AVS
Water Pump:	Victor series aluminum
Distributor:	Included
Valve Covers:	Cast aluminum - Style varies by application
Finish:	Satin, polished and EnduraShine
Warranty:	2-year / Unlimited mileage


	Satin	Polished	EnduraShine
PERFORMER RPM E-TEC 435 HP			
Without water pump ●●	#45900	#45901	#45904
With short water pump ●●	#45910	#45911	#45914
With long water pump ●●	#45920	#45921	#45924

PERFORMER RPM E-TEC PRO-FLO 2 EFI 440 HP


This fuel injected small-block has the same specifications as the RPM E-TEC 435 but is equipped with our powerful and efficient Pro-Flo 2 electronic fuel injection. The Pro-Flo 2 EFI system is complete with intake manifold, fuel injectors, fuel rails and throttle body. The electronic engine control unit (ECU) is flash programmable and can be fine tuned right from the driver's seat with the included easy-to-use handheld calibration module. It offers all the modern performance of fuel injection with the classic style of a four-blade throttle body that accepts a round top-mounted air-cleaner. Your choice of satin aluminum or polished finishes. Optional water pump styles are also available.

SPECIFICATIONS	
Displacement:	350 c.i.d.
Horsepower:	440 hp
Torque:	425 ft-lbs.
Compression:	9.5:1
Block:	New GM "ZZ" 4 bolt main with 1-piece rear seal
Crankshaft:	Forged steel
Pistons:	Hypereutectic
Camshaft:	Rollin' Thunder Hydraulic Roller #2205
Rocker Arms:	1.5:1 Roller #77770
EFI System:	Performer RPM Pro-Flo 2 Sequential EFI #35070
Cylinder Heads:	E-Tec 170 #60975
Water Pump:	Victor series aluminum
Distributor:	Included
Valve Covers:	Cast aluminum - Style varies by application
Finish:	Satin and polished
Warranty:	2-year / Unlimited mileage

	Satin	Polished
PERFORMER RPM E-TEC PRO-FLO 2 EFI 440 HP		
Without water pump ●●	#46200	#46201
With short water pump #8810 ●●	N/A	#46211



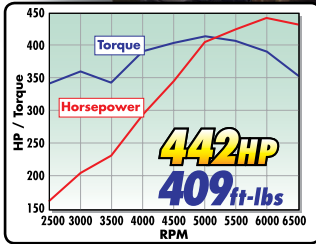

Performer
RPM E-Tec
435 #45904



Performer RPM E-Tec
Pro-Flo 2 #46211

CHEVY CRATE ENGINES

SMALL-BLOCK



Performer
RPM E-Tec
Pro-Flo XT
#46903

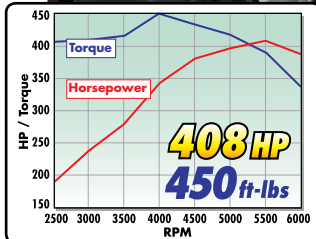
PERFORMER RPM E-TEC PRO-FLO XT EFI 442 HP

Want the absolute latest in EFI performance in a turnkey crate engine package? The Performer RPM E-TEC 442 HP with Pro-Flo XT EFI delivers performance, function and style. Pro-Flo XT's styling cues are striking, thanks to the proprietary intake design and large 90mm front mount throttle body. The electronic engine control unit (ECU) is flash programmable and can be fine tuned right from the driver's seat with the included handheld calibration module. This package delivers great drivability and increased mileage potential.

SPECIFICATIONS

Displacement:	350 c.i.d.	Rocker Arms:	1.5:1 Roller #77770
Horsepower:	442 hp	EFI Systems:	Pro-Flo XT #3528
Torque:	409 ft.-lbs.	Cylinder Heads:	E-Tec 170 #60975
Compression:	9.5:1	Distributor:	Included
Block:	New GM "ZZ" 4 bolt main with 1-piece rear seal	Valve Covers:	Cast aluminum - Style varies by application
Crankshaft:	Forged steel	Finish:	Black powder coated
Pistons:	Hypereutectic	Warranty:	2-year / Unlimited mileage
Camshaft:	Rollin' Thunder Hydraulic Roller #2205		

Without water pump ●●..... #46903



Hi-Torq 383
#46383

HI-TORQ 383 PRO-FLO XT EFI 408 HP

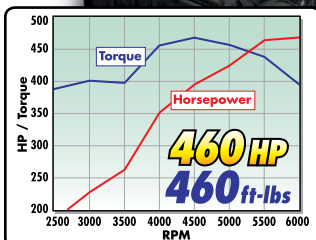

This fuel injected 383 cubic inch small-block delivers horsepower, torque and increased mileage potential in street rods, muscle-cars or any demanding off-road vehicle. The unique Rollin' Thunder hydraulic roller camshaft delivers broad torque throughout the RPM range and up to 17" of vacuum at as low as 650 rpm! The ultra-modern Pro-Flo XT fuel injection system is complete with intake manifold, fuel injectors, fuel rails and throttle body, electronic engine control unit (ECU), easy-to-use handheld calibration module, distributor, pre-terminated two-piece EFI harness, and all necessary fuel system components. Your choice of polished or black powder coated finish.

SPECIFICATIONS

Displacement:	383 c.i.d.	Rocker Arms:	1.5:1 Roller #77770
Horsepower:	408 hp	EFI Systems:	Pro-Flo XT #3528
Torque:	450 ft.-lbs.	Cylinder Heads:	E-Tec 170 #609715 or #60975
Compression:	9.5:1	Throttle Body:	Edelbrock #3869
Block:	New GM "ZZ" 4 bolt main with 1-piece rear seal	Distributor:	Included
Crankshaft:	Forged steel	Valve Covers:	Cast aluminum - Style varies by application
Pistons:	Hypereutectic	Finish:	Polished and black powder coated
Camshaft:	Rollin' Thunder Hydraulic Roller #2209	Warranty:	2-year / Unlimited mileage

Without water pump ●●..... #46381..... #46383


Polished Black



Signature
Series 383
#46213

SIGNATURE SERIES 383 460 HP

This Signature Series 383 is truly a unique crate engine, designed for those with an appreciation for Edelbrock performance and collectability. This 383 cubic inch Chevy delivers 460 horsepower and 460 ft.-lbs. of torque. Qualities include: Brand new GM ZZ383 short block with forged steel crankshaft, powdered metal rods and hypereutectic pistons, Edelbrock E-TEC 200 heads, Rollin' Thunder hydraulic roller camshaft, roller rocker arms, RPM Air-Gap intake manifold, Thunder Series AVS 800 cfm carburetor and short water pump. Unique to the SS383, the water pump and valve covers and air cleaner are styled with a black finish. The valve covers are then laser engraved with Vic Edelbrock's signature and the engines serial number. **Only 250 will be made – get one while you still can.**



SPECIFICATIONS

Displacement:	383 c.i.d.	Rocker Arms:	1.5:1 Roller #77770
Horsepower:	460 hp	Manifold:	RPM Air-Gap #75161
Torque:	460 ft.-lbs.	Cylinder Heads:	Polished E-Tec 200 #609815
Compression:	9.5:1	Carburetor:	Thunder Series AVS
Block:	New GM "ZZ" 4 bolt main with 1-piece rear seal	Water Pump:	Victor series aluminum
Crankshaft:	Forged steel	Distributor:	Included
Pistons:	Hypereutectic	Valve Covers:	Cast aluminum - Victor Series
Camshaft:	Rollin' Thunder Hydraulic Roller #2207	Warranty:	2-year / Unlimited mileage

Signature Series 383 ●●..... #46213

CHEVY SUPERCHARGER SMALL-BLOCK

Unique bypass valve for little to no decrease in fuel economy

Available with natural satin or show quality polished finish

Interchangeable pulleys

Features serpentine belt system with automatic tensioner

Self contained oil system with 100,000 mile service interval

2300cc/rev Twin Vortices (TVS®) Rotor Group

Available with a high capacity air to water intercooler system with bar and plate intercooler and low temp radiator (EFI systems only - sold separately)

EFI applications available with Pro-Flo 2 electronics

EATON

*Shown with optional Edelbrock Classic Series Air Cleaner #4119



E-FORCE RPM SUPERCHARGED

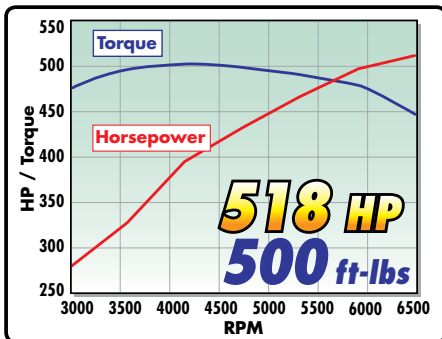
Want big-block power in a small package for your street rod or muscle car? The recipe is simple...take the proven RPM E-TEC, bolt on powerful E-Tec 200 cylinder heads and Edelbrock E-Force Enforcer supercharger. **The EFI engine produced 519 horsepower, 507 ft.-lbs. of torque and performed on 91-octane pump gas.** Your choice of satin, polished aluminum or black powder coated finish.

SPECIFICATIONS

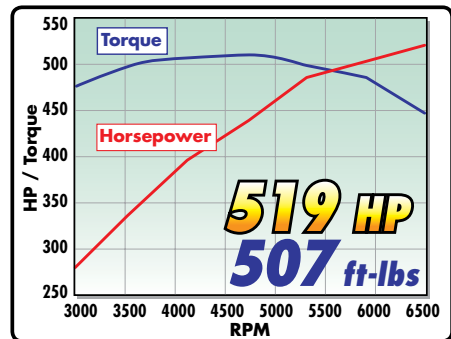
Displacement: 350 c.i.d.	Rocker Arms: 1.5:1 Roller #77770
Horsepower: 519 hp (EFI), 518 hp (carbureted)	Supercharger: Edelbrock E-Force #15231
Torque: 507 ft.-lbs. (EFI), 500 ft.-lbs. (carbureted)	Cylinder Heads: E-Tec 200 #60985
Compression: 9.5:1	Carburetor or Throttle Body: Edelbrock 600 cfm Performer carbs or 1000 cfm throttle bodies
Block: New GM "ZZ" 4 bolt main with 1-piece rear seal	Distributor: Included
Crankshaft: Forged steel	Valve Covers: Cast aluminum - Classic Series
Pistons: Hypereutectic	Finish: Satin, polished and black powder coated
Camshaft: Rollin' Thunder Hydraulic Roller #2205	Warranty: 2-year / Unlimited mileage

E-Forced RPM Supercharged carbureted ●●.....#46040.....#46041.....#46043
E-Forced RPM Supercharged EFI ●●.....#46050.....#46051.....#46053

Edelbrock Supercharger kits are also available separately. Visit the Edelbrock website at: edelbrock.com for more information



E-Forced RPM Supercharged carbureted



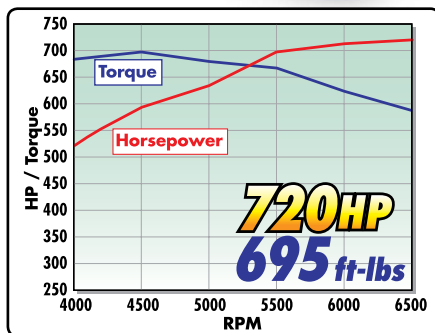
E-Forced RPM Supercharged EFI

CHEVY CRATE ENGINES

LS3



Supercharged
GM LS 416
#46750



LS 416
Long Block
#46720

SUPERCHARGED GM LS 416 - 720 HP AND 695 FT-LBS TORQUE

Now available from Edelbrock, is a complete 416 c.i.d. supercharged, LS engine, that produces an astounding 720 horsepower and 695 ft-lbs. of torque, on 91 octane pump gas. The foundation of this engine is a brand new, GM aluminum LS3 block with a forged and balanced Manley crankshaft, forged Manley H-Beam connecting rods and Manley forged aluminum pistons. The 4.0" stroke, and 4.065" bore pushes this LS3 out to a whopping 416 c.i.d., for incredible low end torque. The 9.5:1 compression ratio allows for safe and reliable supercharged performance on 91 octane pump gas.

Helping this engine breathe is the Edelbrock E-Force LS3 supercharger system. This great looking system features Eaton TVS 2300cc/rev rotors, which provide unparalleled efficiency, whisper quiet operation and OEM reliability. This engine package comes complete with essential supercharger kit components, such as the electric intercooler water pump, intercooler plumbing and intercooler recovery tank, as well as fuel rails, 60 lb/hr. fuel injectors, mass air flow sensor (MAFS) housing and re-usable air filter. The supercharger equipped on this engine features a driver's side throttle body orientation for ease of intake routing and a Corvette belt offset for a compact installation. (Other belt offsets and inlet orientations available upon request.) Pair with universal heat exchangers for a complete installation, see page 18.

SPECIFICATIONS

Displacement: 416 c.i.d.	Rods: Forged H-Beam
Horsepower: 720 hp	Camshaft: 215°/247°, .629/.656, 121 LSA
Torque: 695 ft-lbs.	Rocker Arms: LS3, 1.7 ratio
Compression: 9.5:1	Induction: E-Force Supercharger System #1540
Block: GM LS3 Aluminum	Cylinder Heads: GM with Edelbrock Valve Springs #5768
Crankshaft: Forged 4340	Finish: Black powder coated
Pistons: Forged Aluminum - 18cc	Warranty: 2-year / Unlimited mileage

Important Note: Top of supercharger measures 21.54" from crank centerline (special order with lower profile, Corvette, lid for additional 2" of hood clearance.) Oil pan dimensions: 2.625" tall at the front, sump measures 6.75" (front) to 7.75" (rear) high and 7.75" in length. See our web site for reference dimensions.

LS 416 Long-Block ●● #46720

Supercharged GM LS 416 Crate Engine with Electronics ●● #46750

This engine package includes an Edelbrock prepped long block, E-Force supercharger, complete engine wiring harness, pre-programmed ECU, electronic throttle pedal, MAFS, throttle body, ignition coils and heated oxygen sensors. This engine is tuned and ready to run right-out-of-the-crate, making it ideal for any project vehicle desiring an LS3 high performance solution.

Supercharged GM 416 Crate Engine with Accessories & Electronics ●● #46760

This engine package is our most complete solution. It includes an Edelbrock prepped long block, E-Force supercharger, complete engine wiring harness, pre-programmed ECU, electronic throttle pedal, MAFS, throttle body, ignition coils, heated oxygen sensors and front drive accessories, such as the alternator, water pump, power steering pump, idler pulleys, required brackets and hardware. This engine package is the ultimate turn key solution for any project vehicle demanding an LS3 engine!



GM LS 416 Crate Engine #46750 with Electronics



GM LS 416 Crate Engine #46760 with Electronics and Accessories

CHEVY CRATE ENGINES

BIG-BLOCK

FULLY ASSEMBLED BIG-BLOCK CHEVY CRATE ENGINES



Get a brand new fully-assembled engine that's virtually ready to run and delivers classic Edelbrock and Pat Musi performance right out-of-the-box. Available in **Power Levels from 676 hp to 723 hp**, these engines include high-quality Edelbrock manifolds, cylinder heads, Thunder Series AVS carb, Edelbrock Fuel Injection and hydraulic roller camshaft.



Featuring: **E-CNC CYLINDER HEADS**

All engines feature a High quality Billet distributor and coil

Edelbrock cast aluminum black powder coated Edelbrock/MUSI 555 valve covers



OE Exhaust port locations

High-quality Edelbrock E-CNC aluminum heads with swirl-polished stainless steel valves

All B/B engines include a new Dart Big M 9.8" block

Available with our top-of-the-line carb or EFI package

Available with Victor Jr. manifold or powerful Edelbrock EFI

Fully forged rotating assembly

Dyno-matched Rollin' Thunder Hydraulic Roller camshaft

Heavy-duty harmonic balancer

B/B Chevy engines include Moroso oil pan, oil pump and Edelbrock timing cover as well as precision-machined Manley forged steel crankshaft, Rods and forged pistons

AVAILABLE HORSEPOWER LEVELS

676

697

723



Edelbrock/Musi 555 Carbureted #49550



Edelbrock/Musi 555 Pro-Flo 2 EFI #46550




Edelbrock/Musi 555 Pro-Flo XT EFI #47550

CHEVY CRATE ENGINES

BIG-BLOCK

Edelbrock FIVE-FIFTY-FIVE
PAT MUSI 555
CUBIC INCHES

Edelbrock/Musi 555
Carbureted
#49550



EDELBROCK/MUSI 555

AVAILABLE CARBURETED OR EFI

Edelbrock/Musi 555 crate engines are a powerful big cubic inch package that features the Edelbrock E-CNC cylinder heads for the ultimate in Edelbrock performance. E-CNC cylinder heads are fully CNC ported to achieve optimal air-flow for maximum horsepower and torque in high performance street and light duty racing applications. **They feature exhaust port exits in the stock location, which allows for the use of off-the-shelf headers.** They are available in three options; carbureted and with Pro-Flo 2 or Pro-Flo XT electronic fuel injection. Each engine is assembled by 8-time Pro Street World Champ Pat Musi. They all deliver maximum hp and torque on 91 octane.

555 CARBURETED 676 HP


The carbureted package includes a Victor Jr. intake manifold and 800cfm Thunder Series AVS carburetor. It delivers an incredible **676 horsepower and 649 ft-lbs of torque.**

SPECIFICATIONS

Displacement: 555 c.i.d.	Rocker Arms: 1.7:1 Roller #77790
Horsepower: 676 hp	Manifold: Victor Jr. 454-R #2902
Torque: 649 ft-lbs.	Cylinder Heads: E-CNC #79555
Compression: 10.0:1	Carburetor: Thunder Series AVS
Block: Big-Block 9.8"	Distributor: Included
Crankshaft: Forged steel 4.250"	Valve Covers: Cast aluminum
Pistons: Forged	Warranty: 2-year / Unlimited mileage
Camshaft: Rollin' Thunder Hydraulic Roller #2264	

Water pump not included ●●..... #49550

Edelbrock/Musi 555
Pro-Flo 2 EFI
#46550



555 PRO-FLO 2 EFI 697 HP

FEATURING PRO-FLO 2 EFI SYSTEM


The Edelbrock/Musi 555 Pro-Flo 2 is complete with Pro-Flo 2 electronic fuel injection and is assembled with intake manifold, fuel injectors, fuel rails and throttle body, electronic engine control unit (ECU), handheld calibration module, high quality billet distributor, complete harness, fuel pump, fuel hose, hardware and software.

SPECIFICATIONS

Displacement: 555 c.i.d.	Camshaft: Rollin' Thunder Hydraulic Roller #2264
Horsepower: 697 hp	Rocker Arms: 1.7:1 Roller #77790
Torque: 643 ft-lbs.	EFI Systems: Pro-Flo 2 #35520
Compression: 10.0:1	Cylinder Heads: E-CNC #79555
Block: Big-Block 9.8"	Distributor: Included
Crankshaft: Forged steel 4.250"	Valve Covers: Cast aluminum
Pistons: Forged	Warranty: 2-year / Unlimited mileage

Water pump not included ●●..... #46550

Edelbrock/Musi 555
Pro-Flo XT EFI #47550



555 PRO-FLO XT EFI 723 HP

FEATURING PRO-FLO XT EFI SYSTEM

The Edelbrock/Musi 555 Pro-Flo XT is the most powerful package in our line and features our powerful Pro-Flo XT electronic fuel injection. The Pro-Flo XT EFI system consists of a newly engineered intake manifold with a unique design that delivers more horsepower and torque than a traditional single-plane intake manifold. The system also includes fuel injectors, fuel rails, fuel pump, throttle body, electronic engine control unit (ECU) and handheld calibration module. This engine can be fine tuned with the handheld calibration module or with a laptop.

SPECIFICATIONS


Displacement: 555 c.i.d.	Camshaft: Rollin' Thunder Hydraulic Roller #2264
Horsepower: 723 hp	Rocker Arms: 1.7:1 Roller #77790
Torque: 652 ft-lbs.	EFI Systems: Pro-Flo XT #35593
Compression: 10.0:1	Cylinder Heads: E-CNC #79555
Block: Big-Block 9.8"	Distributor: Included
Crankshaft: Forged steel 4.250"	Valve Covers: Cast aluminum
Pistons: Forged	Warranty: 2-year / Unlimited mileage

Water pump not included ●●..... #47550

FORD CRATE ENGINES

SMALL-BLOCK

SMALL-BLOCK FORD® CRATE ENGINES



Available with Performer RPM or Performer RPM Air-Gap manifold

Available with our top-of-the-line Thunder Series AVS carbs

All engines feature a high quality billet distributor and coil

Fully forged rotating assembly

All Edelbrock Ford crate engines include a new 4-bolt main Dart™ block

High-quality Edelbrock aluminum heads with swirl-polished stainless steel valves

SATIN, ENDURASHINE AND POLISHED FINISHES ARE AVAILABLE!

All Edelbrock crate engines are hand assembled by dedicated Edelbrock technicians. These engines are 100% brand new – with no reconditioned parts delivering the quality and performance Edelbrock is known for.

Edelbrock's line of small-block Ford 347c.i. crate engines start with a 8.2" deck height Dart® short-block with four-bolt mains, forged steel crankshaft, forged steel connecting rods and forged pistons. The 4.030" bore and 3.400" stroke combination provides 347 cubic inches of Ford muscle. Edelbrock crate engines are topped off with the Total Power Package® combination consisting of a hydraulic roller camshaft, Performer RPM cylinder heads, RPM Air-Gap intake manifold and Thunder Series AVS carburetors. Your crate engine is then finished off with an Edelbrock Victor Series aluminum water pump and a billet distributor as well as personal choice options such as finish, water pump and oil pan style.

If you're looking for a complete modern supercharged power plant for your project vehicle, then our E-Force Coyote crate engine is what you want. The base of this engine is a brand new lightweight Ford aluminum block with a forged and balanced crankshaft, forged Manley® H-Beam connecting rods and Mahle® forged aluminum pistons. The engine is then topped off with an E-Force supercharger system that provides unparalleled efficiency, whisper quiet operation and OEM reliability. The complete package delivers incredible performance throughout the rpm range.




AVAILABLE HORSEPOWER LEVELS

438

449

700



Performer RPM #45264



Performer RPM Dual-Quad #45464




Supercharged E-Force 5.0L #46770

FORD CRATE ENGINES

SMALL-BLOCK

Performer RPM
#45264



PERFORMER RPM 438 HP

Edelbrock's RPM 347 small-block Ford crate engine offers the best of quality and performance. Customers can also choose finish options that include: satin aluminum, polished or Edelbrock's exclusive EnduraShine® finish. Additional options include the choice of front sump or rear sump oil pan.


SPECIFICATIONS

Displacement: 347 c.i.d. (4.030" bore x 3.400" stroke)	Manifold: RPM Air-Gap
Horsepower: 438 hp	Cylinder Heads: Performer RPM #60255
Torque: 413 ft-lbs.	Carburetor: Thunder Series AVS
Compression: 9.5:1	Water Pump: Victor Series aluminum
Block: Small-block (8.2" deck height)	Distributor: Included
Crankshaft: Forged steel	Valve Covers: Cast aluminum - style varies by application
Pistons: Forged	Finish: Satin, polished and EnduraShine
Camshaft: Rollin' Thunder Hydraulic Roller #2281	Warranty: 2-year / Unlimited mileage
Rocker Arms: 1.6:1 Roller #77780	

	Satin	Polished	EnduraShine
Front sump oil pan ●	#45260	N/A	#45264
Rear sump oil pan ●	#45270	#45271	#45274

Tech Note: Equipped with 3-bolt pulley damper, right-hand inlet water pump and left-hand timing pointer. Optional 4-bolt pulley damper, left-hand inlet water pump and right-hand timing pointer available by request.

Performer RPM
Dual-Quad
#45464



PERFORMER RPM DUAL-QUAD 449 HP


This RPM 347 small-block Ford Dual-Quad crate engine offers the same combination of high quality, high performance goodies as its single quad sibling – but with the addition of an Edelbrock RPM Air-Gap Dual-Quad induction package. Your choice of front sump or rear sump oil pan.

SPECIFICATIONS

Displacement: 347 c.i.d. (4.030" bore x 3.400" stroke)	Manifold: RPM Air-Gap Dual-Quad #75354
Horsepower: 449 hp	Cylinder Heads: Performer RPM #602515
Torque: 417 ft-lbs.	Carburetor: Thunder Series AVS (2)
Compression: 9.5:1	Water Pump: Victor Series aluminum
Block: Small-block (8.2" deck height)	Distributor: Included
Crankshaft: Forged steel	Valve Covers: Elite Series with EnduraShine
Pistons: Forged	Finish: EnduraShine
Camshaft: Rollin' Thunder Hydraulic Roller #2281	Warranty: 2-year / Unlimited mileage
Rocker Arms: 1.6:1 Roller #77780	

	EnduraShine
Front sump oil pan ●	#45464
Rear sump oil pan ●	#45474

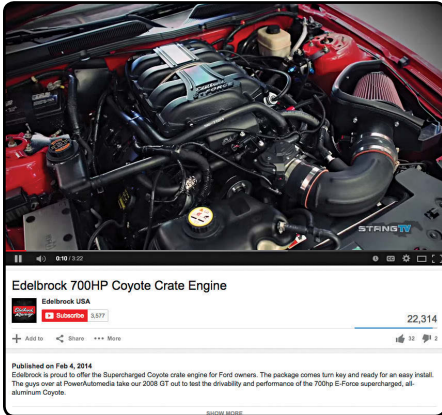
Tech Note: Equipped with 3-bolt pulley damper, right-hand inlet water pump and left-hand timing pointer. Optional 4-bolt pulley damper, left-hand inlet water pump and right-hand timing pointer available by request.



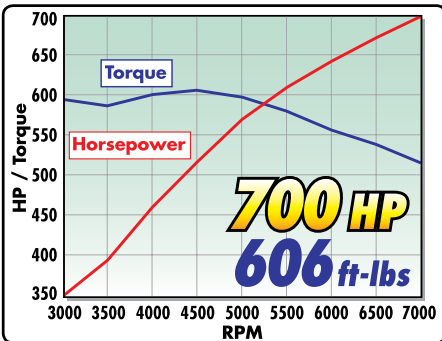
Edelbrock Performer RPM Dual-Quad Crate Engine installed on Vic Edelbrock's 1940 Ford Deluxe Coupe which has participated in many Hot Rod Magazine Power Tours

FORD CRATE ENGINES

5.0L



Check out our YouTube channel to see the complete video on this powerful E-Force equipped engine.



E-Force superchargers are manufactured in the USA for unsurpassed quality and performance.



E-Force Supercharger Coyote 5.0L #46770

SUPERCHARGED FORD 5.0L 700 HP AND 606 FT-LBS TORQUE

Now available from Edelbrock, is a complete supercharged Coyote engine for your Ford project vehicle. The core of this engine is a brand new Ford aluminum block built for high performance applications. The lightweight aluminum block features a forged and balanced crankshaft, forged Manley H-Beam connecting rods and Mahle forged aluminum pistons. This crate engine produced 700 hp and 606 ft-lbs. of torque at the flywheel when tested at the Edelbrock dyno facility. The 9.5:1 compression ratio allows for safe and reliable supercharged performance on 91 octane pump gas.

Helping this engine breathe is the Edelbrock E-Force supercharger system. This great looking system features Eaton TVS 2300cc/rev rotors, which provide unparalleled efficiency, whisper quiet operation and OEM reliability. This engine package comes complete with essential supercharger kit components, such as the electric intercooler water pump, intercooler plumbing and intercooler recovery tank, as well as fuel rails, 50 lb/hr. fuel injectors, coils, mass air flow sensor (MAFS) housing and re-usable air filter. Includes all front end drive accessories: water pump, alternator, idlers, tensioners, belts and hardware. Pair with universal heat exchangers for a complete installation.

SPECIFICATIONS

Displacement: 5.0L (302 c.i.d.)	Rods: Forged H-Beam
Horsepower: 700 hp	Crankshaft: Stock Ford
Torque: 606 ft-lbs.	Rocker Arms: Stock Ford
Compression: 9.5:1	Induction: E-Force Supercharger System
Block: Ford Aluminum	Cylinder Heads: Stock Four-Valve Aluminum with Boss 302 valve springs
Crankshaft: Forged	Finish: Black powder coated
Pistons: Forged Aluminum	Warranty: 2-year / Unlimited mileage

E-Force Supercharged 5.0L Crate Engine (with electronics & accessories) ●● #46770

This package is our most complete and ultimate solution for the Ford enthusiast transplanting a Coyote powerplant into their project vehicle. It includes a complete engine with an E-Force Supercharger system installed, wiring harness, pre-programmed ECU, electronic throttle pedal, oxygen sensors, MAFS, air filter, fuse box, water pump, hose, alternator, belts, idlers and hardware.

Important Note: Top of supercharger measures 21.1" from crank centerline. See our website for reference dimensions.



Universal exchanger #15405

UNIVERSAL HEAT EXCHANGER KITS

Edelbrock offers a choice of five universal heat exchangers to work with the E-Force Universal Supercharger systems. These heat exchangers offer reliability and durable construction for high performance street applications.

#15405 is a full-face design that provides 31,000 btu/hr. of heat transfer. This exchanger is a single pass, single row, offset fin design with a 3/4" barbed inlet and outlet. It also features eight M6x1.0 threaded bungs, two at every corner, for easy installation.

#15406 is a compact single pass, two row design that provides 22,000 btu/hr. of heat transfer. It also features six M6x1.0 threaded bungs, two on the top and four on the bottom for ease of installation and a 3/4" barbed inlet and outlet.

#15407 is a single pass, single row design that features six, M6x1.0 threaded bungs, two on the right, two on the left and two on the bottom for ease of installation. Also includes a 3/4" barbed inlet and outlet on top and bottom for custom plumbing. **This exchanger provides 22,000 btu/hr. of heat transfer.**

#15408 is a dual pass, single row design that features four, M6x1.0 threaded bungs, two on the right and two on the left for ease of installation. Also includes a 3/4" barbed inlet and outlet on one side for custom plumbing. **This exchanger provides 55,000 btu/hr. of heat transfer.**

#15409 is a dual pass, single row design that includes four M6x1.0 threaded bungs, two on the right and two on the left for ease of installation. They also include a 3/4" barbed inlet and outlet on one side for custom plumbing. **This exchanger provides 26,700 Btu/hr. of heat transfer.**




Universal exchanger #15406

- Universal Full-Face Heat Exchanger (Dimensions 22" W x 16.5" H x 1.5" D) ●● #15405
- Universal Compact Heat Exchanger (Dimensions 26.5" W x 5" H x 2.62" D) ●● #15406
- Universal Square Heat Exchanger (Dimensions 16" W x 16" H x 1.5" D) ●● #15407
- Universal Large Heat Exchanger (Dimensions 34" W x 14" H x 2.25" D) ●● #15408
- Universal Small Heat Exchanger (Dimensions 17" W x 11" H x 2" D) ●● #15409



Universal exchanger #15407



Large Heat Exchanger #15408



Small Heat Exchanger #15409



All of our crate engines are warranted through us directly. One of the great features of this warranty is your right to choose a service facility. Upon Edelbrock's approval, you have the flexibility of choosing any ASE-certified facility nationwide to take care of your warranty claims. Whether you're close to home or on a cross country cruise, we've got you covered. **Important Note: To activate warranty service, the warranty card included with the engine must be completed and submitted to Edelbrock within thirty (30) days of purchase.**

**CAMSHAFTS
& LIFTER KITS**

**CARBS &
ACCESSORIES**

CRATE ENGINES

CYLINDER HEADS

**ELECTRONIC FUEL
INJECTION**

ENGINE DRESS-UP

FUEL PUMPS

GASKETS

INTAKE MANIFOLDS

NITROUS

POWER PACKAGES

RUSSELL PLUMBING

SUPERCHARGERS

TOP END KITS

VALVETRAIN

WATER PUMPS

Edelbrock

PRODUCT EMISSIONS GUIDE

The following guide is designed to help you determine which Edelbrock components are legal for use on your vehicle.

● **50-STATE LEGAL:**

All products with this icon currently have a California Air Resources Board (C.A.R.B.) Executive Order (E.O.) number. They meet the emission standard for use on pollution controlled vehicles in all of the 50 United States for the vehicles listed on the E.O. To review and download E.O.'s for your application, visit www.edelbrock.com/eo.

● **FOR RACING USE ONLY:**

All products with this icon are intended to be used on vehicles that are exclusively designated for racing use only. They are not legal for use on vehicles that are registered for street use.

● **FOR USE ON PRE-POLLUTION CONTROLLED VEHICLES (PPCV):**

All products with this icon are legal for use on pre-pollution controlled vehicles. They can be used on all vehicles that were manufactured before emissions control regulations were imposed. These vehicles are considered "uncontrolled vehicles."

Uncontrolled vehicles are defined as...

1965 and older U.S. manufactured California Certified vehicles
1967 and older U.S. manufactured Federally Certified vehicles
1967 and older Foreign manufactured vehicles

● **STOCK REPLACEMENT PART:**

All products with this icon are manufactured to exact specifications of the Original Equipment (O.E.) part. They must be used on the specific year, make and model for which it is listed.

● **ENGINE SWAPS:**

All products with this icon are intended to be used with engines that have been transplanted or swapped into an uncontrolled or pre-pollution controlled vehicle, as defined above. They are not legal for use on pollution controlled vehicles.



Edelbrock LLC • Torrance, CA 90503
www.edelbrock.com

Go to: Edelbrock.com for more info or call: 1-800-FUN-TEAM
Tech Line: 1-800-416-8628 from 7am-5pm PST, M-F
Headquarters: 1-310-781-2222 from 8am-5pm PST, M-F

