

Transportation

PRESCHOOL UNIT STUDY

This printable is not to be shared - even if you got it for free. This is your personal copy.

© Copyright 2018 Homeschool Preschool. All rights reserved. The pictures used in this printable were purchased from **Educlips and Sonya deHart**. They are copyrighted by the original owner.

You may copy the pages in this pack for **PERSONAL and SINGLE CLASSROOM** use only. If you have any questions, please email me at tara@homeschoolpreschool.net.

BOOK LIST

1. My First Airplane Ride by Patricia Hubbell
2. The Happy Man and His Dump Truck by Miryam
3. Richard Scarry's Cars and Trucks and Things That Go by Richard Scarry
4. My Truck is Stuck! Kevin Lewis
5. I'm a Monster Truck by Dennis Shealy
6. The Little Engine That Could by Watty Piper
7. Little Kids First Big Book of Things That Go by Karen de Seve
8. Tootle by Gertrude Crampton
9. Scuffy the Tugboat by Gertrude Crampton
10. Wheels on the Bus by Raffi
11. The Fire Engine Book by Tibor Gregory
12. I Stink! by Kate McMullan
13. A Day at the Airport by Richard Scarry
14. Airplanes: Soaring! Diving! Turning! by Patricia Hubbell
15. Builder Bugs: A Busy Pop-Up Book by David A. Carter

MATH ACTIVITIES

1. **C**

2. **Counting practice:** Count the items in the box at the top of the page. Circle the correct number in each row.

3. **Clip Cards:** Count the items on each card. Use mini clothespins or paper clips to mark the correct number. You may want to laminate these cards for durability.


4. **More counting practice:** Count the items in each set. Cut out the numbers at the bottom of the page, and glue them in the correct spot.




5. **Roll and cover:** Roll a die. Use a dot marker or crayon to identify the numbers.

6. **Trace the shapes:** Trace each shape.




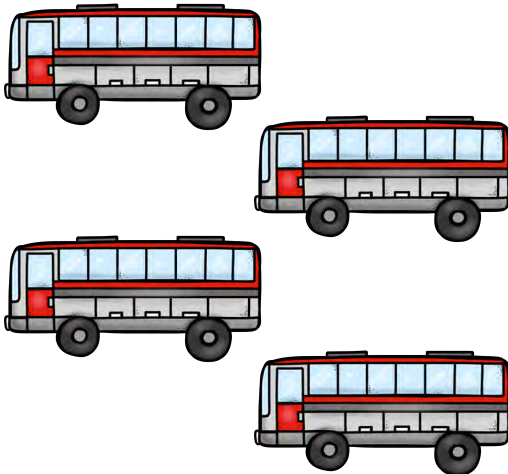
Graphing: Roll the die. Color in a square on the graph. Then, complete the record sheet.













Count the items below. Circle the correct number below.











	6	7	8	9
	1	2	3	4
	5	6	7	8













Directions: Cut each page into four separate cards. Have you child put a paperclip or clothespin on the correct answer.

	1		1
	3		2
	2		3
	4		3
	2		4
	3		5

	5		7
	4		6
	6		5
	8		8
	6		7
	7		9

	10		9
	9		11
	8		10
	11		13
	10		12
	12		11

	13		15
	12		13
	14		14
	16		17
	15		15
	14		16


	18		18
	16		17
	17		19
	19		19
	20		20
	18		18

Let's Count


1.




2.




3.



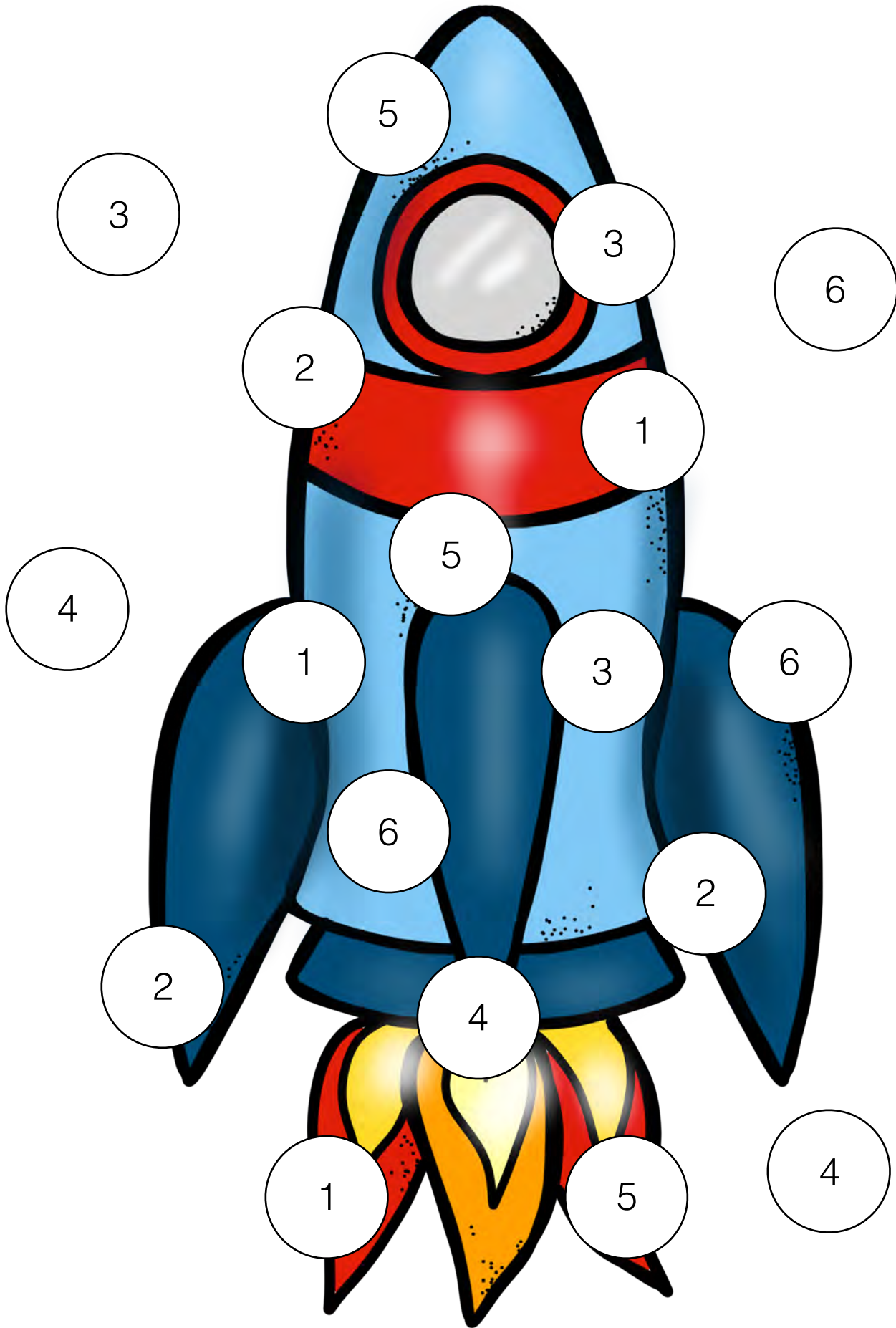
4.


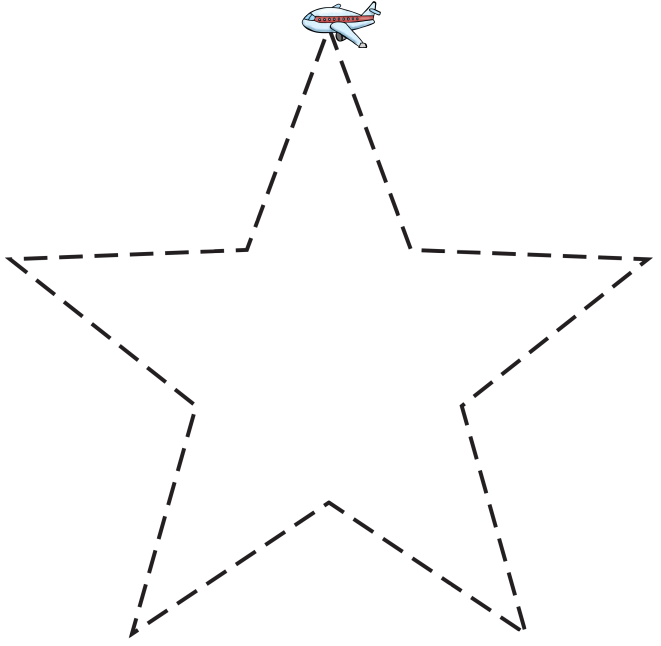
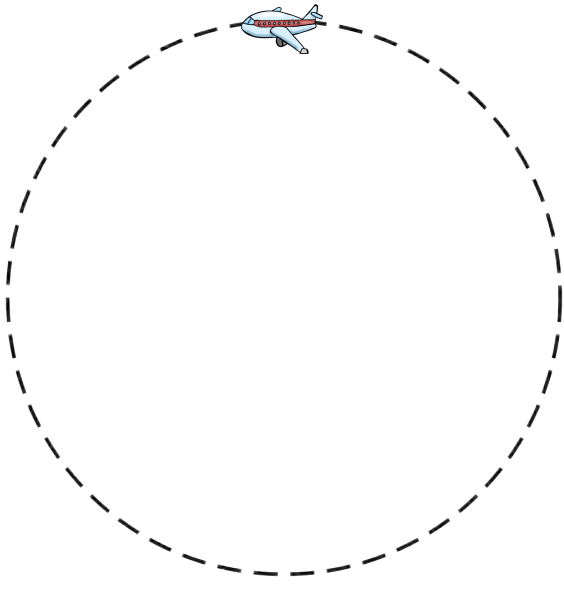
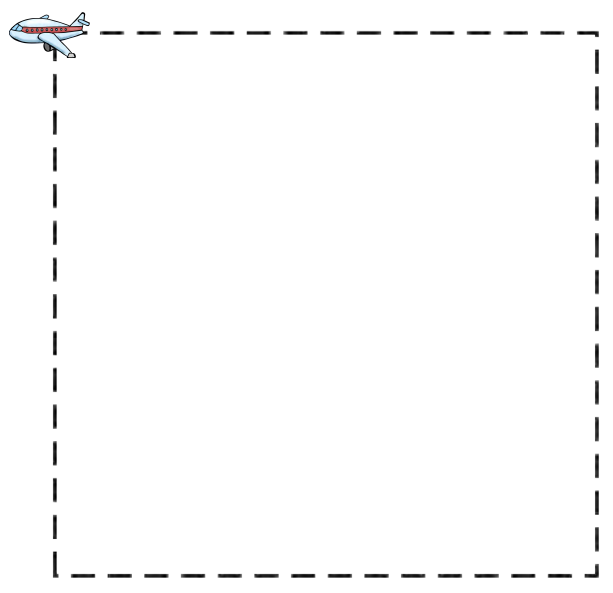
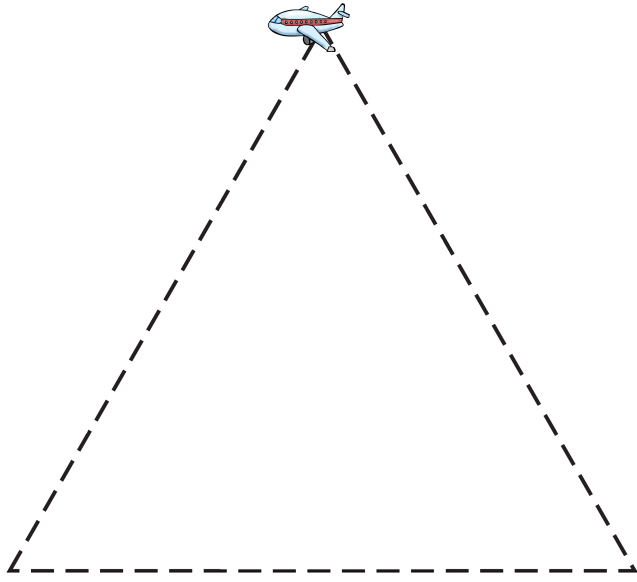



5.





3	1	5	4	2
---	---	---	---	---













Print on cardstock. Cut along the SOLID lines and fold along the DOTTED lines. Secure with glue or tape.



Transportation Graphing

How many of each did you roll?


		
		

Answer the following questions.

1. Which one did you roll more?



2. Which one did you roll the least?



3. Write the answer on the line.



+



=

4. Write the answer on the line.



+



=

LITERACY ACTIVITIES

1. **Read It, Write It:** Read the sentence. Color the sentence, trace it, and practice writing it on your own.
2. **Color and Write:** Color the picture. Trace the word at the bottom of the page.
3. **Handwriting:** Trace and print the T and t.
4. **Color By Letter:** Use the key to color the picture.
5. **Letter Hunt:** Use dot markers or crayons to identify the featured letter on the page.
6. **Story:** Read or listen to the story. Circle all of the letter T's.
7. **Do-a-Dot:** Use dot marker, crayons, or circle stickers to fill in the circles. Choose one color for capital letters and another one for lowercase.
8. **Word Recognition:** Picture cards help kids identify the modes of transportation in this pack. Use these cards to play games. Print them twice for memory games. Talk about beginning and ending sounds. What sounds do the vehicles make?
9. **Beginning Sounds:** Name each image at the bottom of the page. Cut them out, and glue them in the correct box on top.

Read it.

The train says choo-choo.


Color it.


The train says choo-choo.

Trace it.


The train says choo-choo.

Write it.

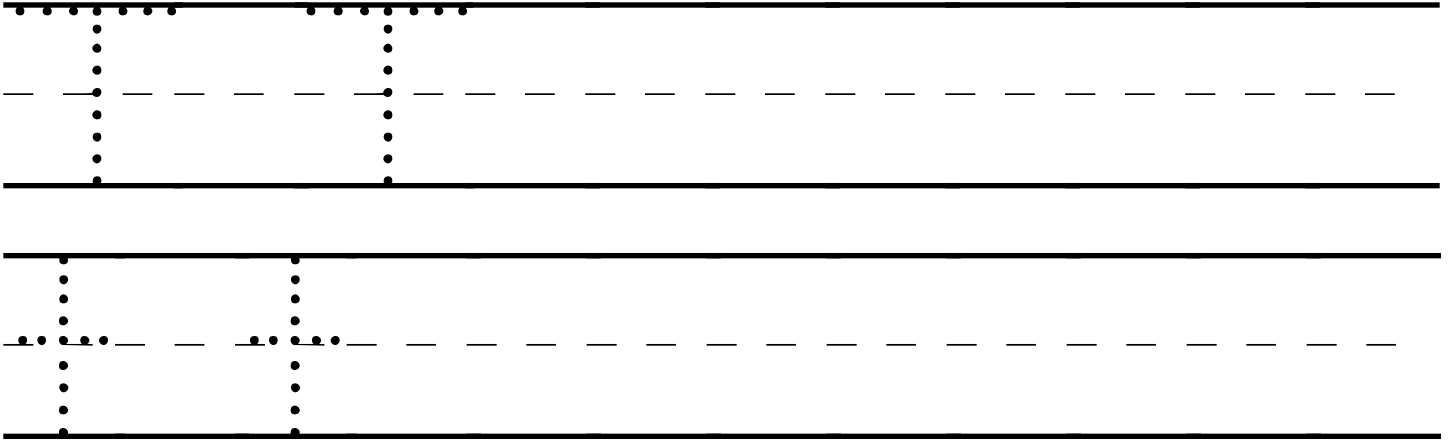
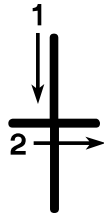
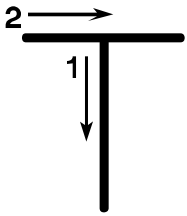





truck




train



Color the train. Draw a track for it to drive on.




Color the T spaces blue. Color the t spaces black.



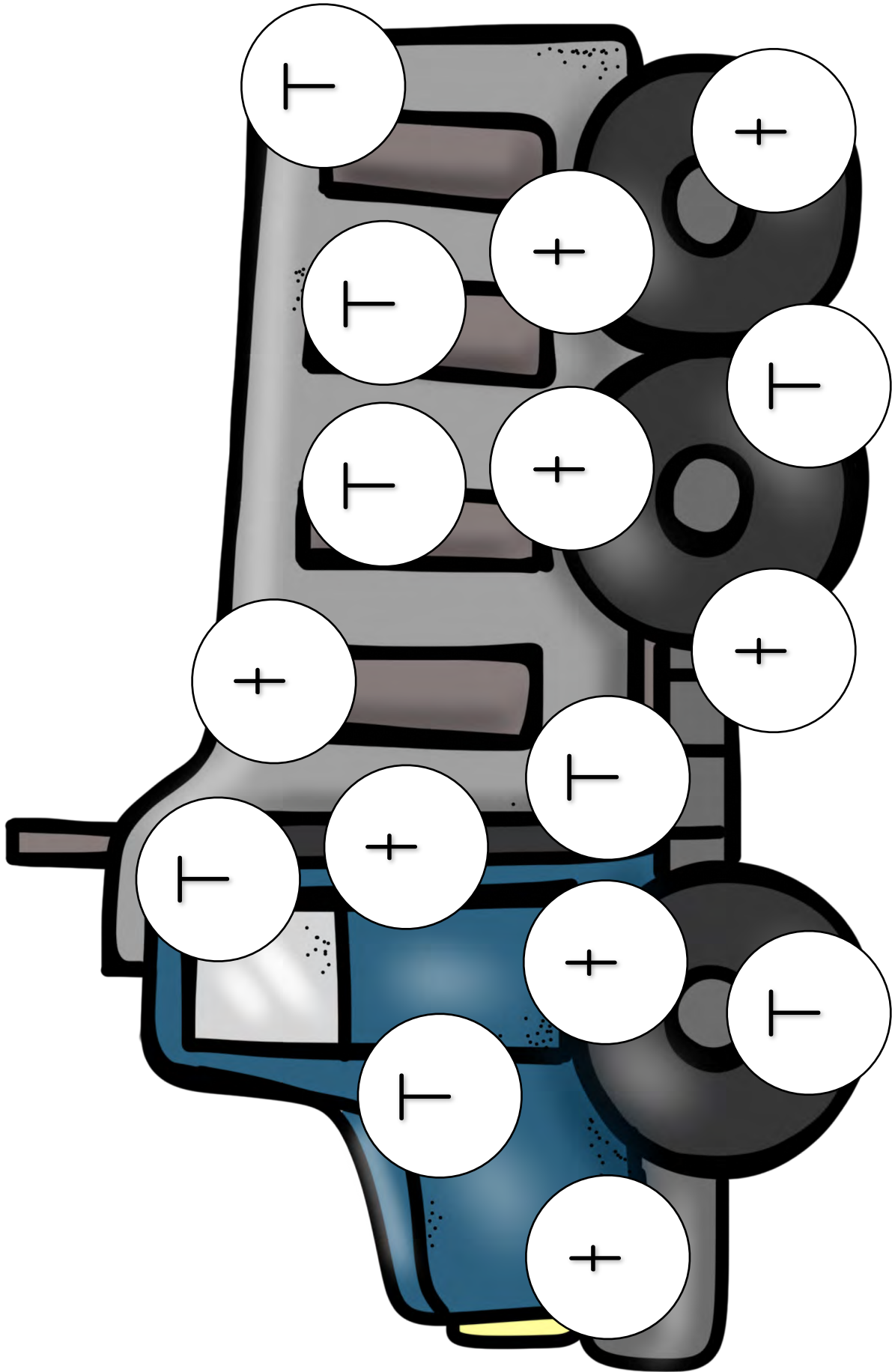
Circle each T or t below. You can use crayons, markers, colored pencils, or dot markers.

T	m	O	+	K	a
+	A	T	R	m	+
C	T	a	K	T	+
+	T	x	+	b	B

Timmy the Truck



Timmy the Truck is tough. He thunders through the mud and muck. Timmy is best friends with Tommy the Train. Tommy and Timmy think it is fun to be as loud as they can.





hot air balloon



bicycle



boat



bus



car



helicopter




car




motorcycle




airplane



rocket



ship



truck

Directions: Color and cut out the pictures below. Glue them on the correct beginning sound below.

R



M

H

B



T

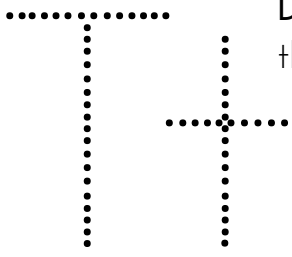
C



OTHER LETTER T ACTIVITIES

1. **T is for...:** Name all of the images on the page. Color, trace, or dot the letter T. Color the pictures on the page.
2. **Letter Hunt:** Use dot markers or crayons to identify the letter Tt.
3. **Label it:** Cut out the words at the bottom of the page and glue them under the correct picture.
4. **Trace the Word:** Say the name of each picture, and then trace the word on the line.
5. **Dot-to-Dot:** Connect the dots from 1-20 to draw the letter T.
6. **Maze:** Wind your way through a Letter T maze.
7. **Word cards:** These cards feature items that begin with the "T" sound.
8. **Mini Book:** Children will color the images. Cut apart the page, and stack the pages together. Staple on the left side. Let children read their Letter T book.
9. **Book Challenge:** Color the image for each challenge you complete.






DIRECTIONS: Use a do-a-dot marker to mark all of the upper- and lower-case Tt's in the chart below.




r	T	g	t	m
t	Y	m	M	T
T	i	t	F	a
g	t	T	D	h
L	J	q	t	T
T	t	m	T	o
m	q	T	t	c
T	R	t	K	T

LABEL IT!

Color each picture below. Cut out the labels at the bottom of the page. Glue them under the correct picture.














tree	truck	tooth
toucan	turtle	tiger

Color & Write

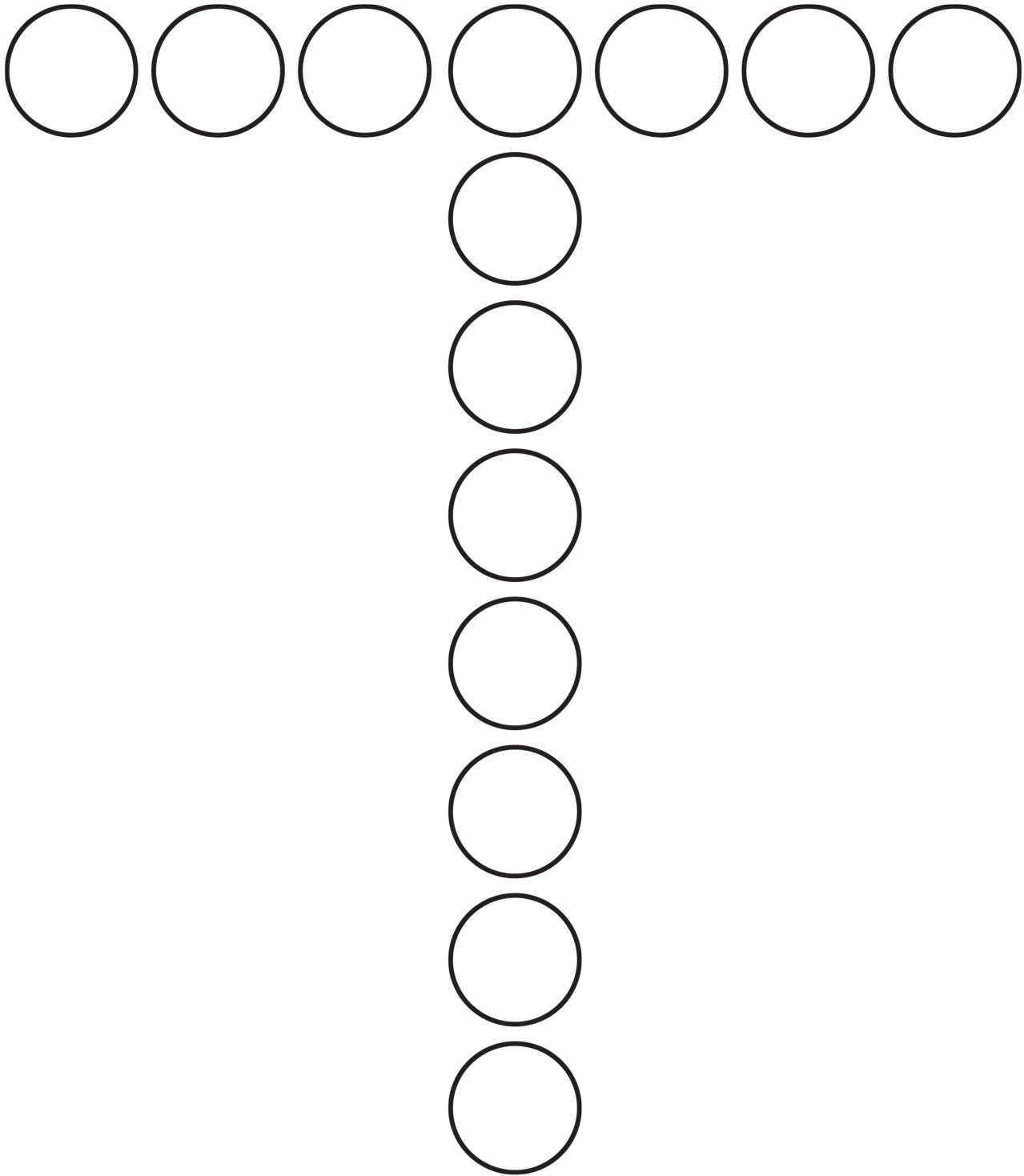
Directions: Color the picture below, and then write the sentence.

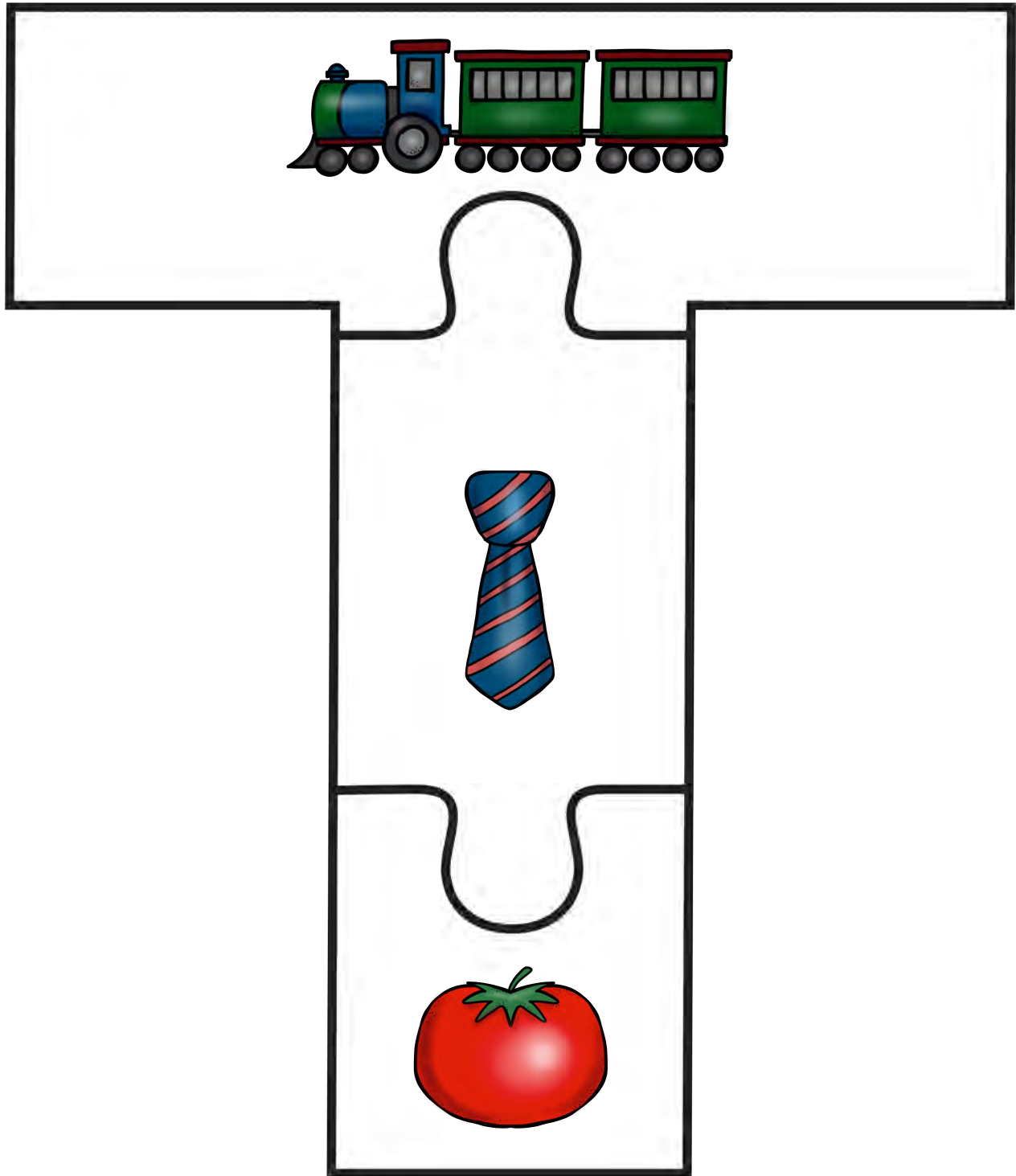



The truck is big.

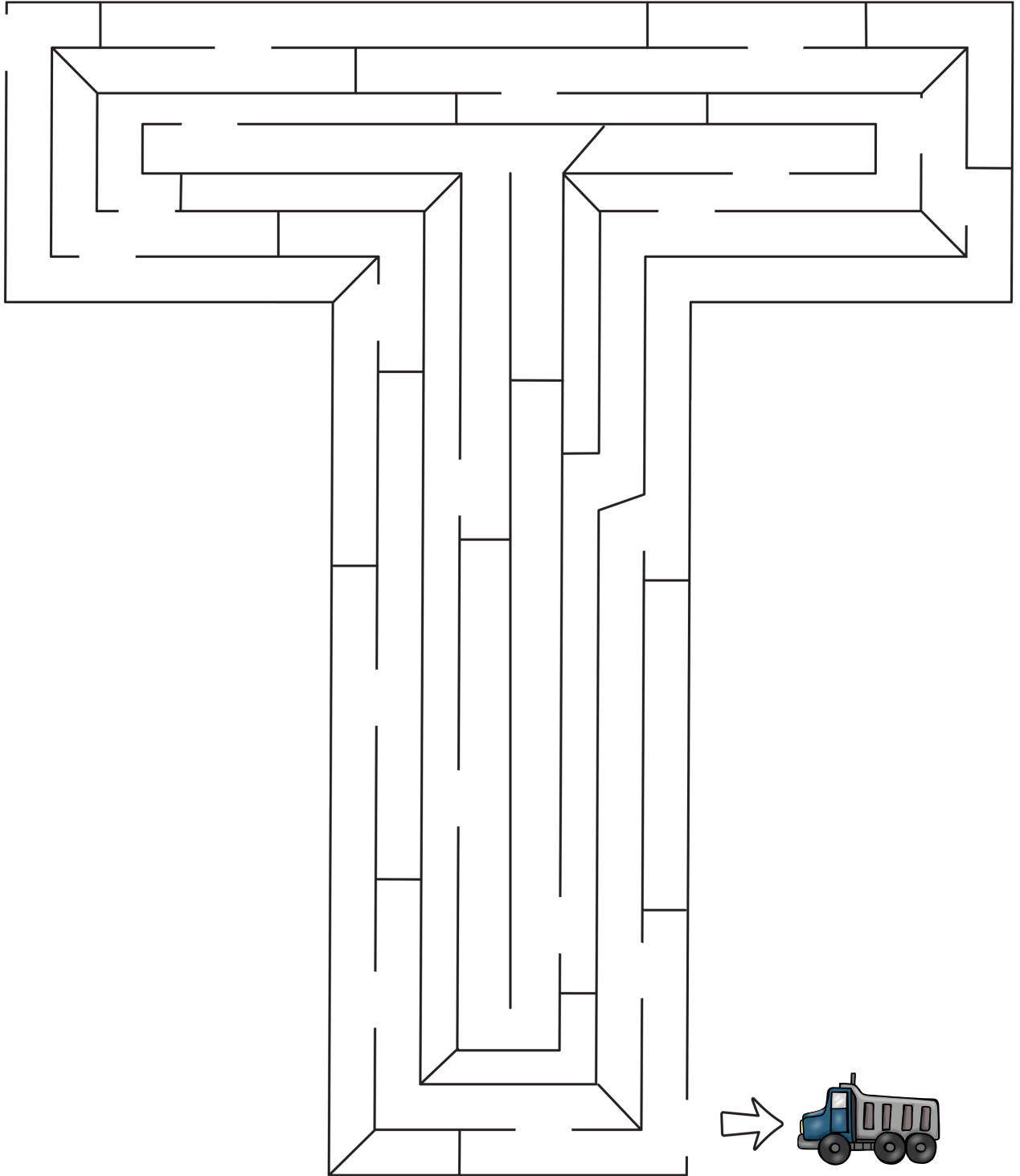
Trace the Word


	tie tie tie
	tomato
	tree tree
	turtle turtle
	truck truck
	tiger tiger
	teeth teeth













train



truck




tie



tomato




tree



turtle



tiger



teacher



teeth



toothbrush




toucan




toad

My Letter Tt
Mini Book




T is for train.



T is for truck.




T is for tie.



T is for tomato.



T is for tree.



T is for turtle.



T is for tiger.



T is for tooth.





T is for toad.

Letter T

Book Challenge




Read a book
about trains.



Read a book
about trucks.

READ A BOOK
ABOUT TREES.



Read a book
about turtles.

Read a book
about tigers.



Read a book
about a teacher.

Read a book
about teeth.



Read a book
about toucans.

Read a book
about toads.

