



ERA

WINNEBAGO



On the Cover: 70B Graphite Gray Metallic Full-Body Paint
Interior: Quantum with High-Gloss Onyx Woodgrain Cabinetry

The Sprinter-based B-van that keeps getting better

As one of the first motorhomes in its class built on the Mercedes-Benz® Sprinter chassis, the Winnebago Era® launched a whole new age of upscale touring. Now, with an available 4WD option and other enhancements, the Era continues to raise the bar. Four Era floorplans offer a variety of seating, sleeping, bathing, and cooking options, accented by premium contemporary interior styling, sumptuous Ultraleather™ furnishings, and dimmable LED

lighting. Full galleys feature stainless steel appliances and a compressor-powered refrigerator for optimal cooling. Outside, a powered patio awning, LED lighting, and exterior speakers make it easy to relax, while the expandable solar power system helps keep the energy flowing, even when you're off the grid. Tour in style and camp in luxury: see the world in your Winnebago Era.

This brochure features the
Era 70B floorplan



Quantum with High-Gloss Onyx Woodgrain Cabinetry



Lounge HDTV



Sofa and Table



Stereo and Lounge Storage



MCD Shades

Whether it features captain's chairs (70B, 70X) sofa (70M) or sofa/bed (NA 70M), the well-designed lounge and living area make the most of the Era's interior space. Up front, the movable pedestal table provides a convenient surface for dining, working, playing games, or relaxing, while swivel cab seats add to the seating options. The sofa/bed in the rear (70B, 70X) offers a comfortable place to unwind or take in a movie. Continuous dimmable track lighting, MCD blackout roller shades, and tinted windows allow you to dial in the lighting to your preference. You can control the Era's major systems with the multiplex lighted wall switches or remotely with your smart phone or tablet.

Era | Galley

The Era's attractive galley is fully-equipped with everything you need to craft delicious meals. The Corian® solid surface countertop, along with the bamboo sink cover and cutting board (NA 70A), make meal prep easy, while the 3-burner range with glass top (2-burner 70A), plus touch-control microwave (70A) or microwave/ convection oven handle cooking duties. The cold water purification system is standard, as is the stainless steel sink and decorative backsplash, which adds a sophisticated touch to the galley.



3-Burner Range



Full-Extension Drawer Slides



Sink




Backsplash

Era | Bedroom


The Era's four floorplans offer a variety of sleeping options. The 70B and 70X feature a rear powered sofa/bed that easily transforms into a 70" x 80" queen bed, while the 70A includes our Flex Bed System that converts from twin beds to a queen bed. And the 70M has a Murphy+ bed that changes from a sofa to a fully made-up bed at the touch of a button.

The 70M also features a true dry bath with standalone shower, the only such bath in the category. All Era baths feature a flexible showerhead, bamboo shower mat, removable clothing rod and powered roof vent or ventilator fan.





Inspired by its Mercedes-Benz pedigree, the Era cab – accessed by a keyless entry system with remote – is a driver's and co-pilot's delight. Ultraleather cab seats feature armrests, adjustable lumbar support, adjustable headrests, and full slide and recline functions. They also swivel for added lounge seating when in camp. Pleated, sliding front window blinds and folding privacy screens on the cab door windows provide privacy when you want it.



Powered Patio Awning

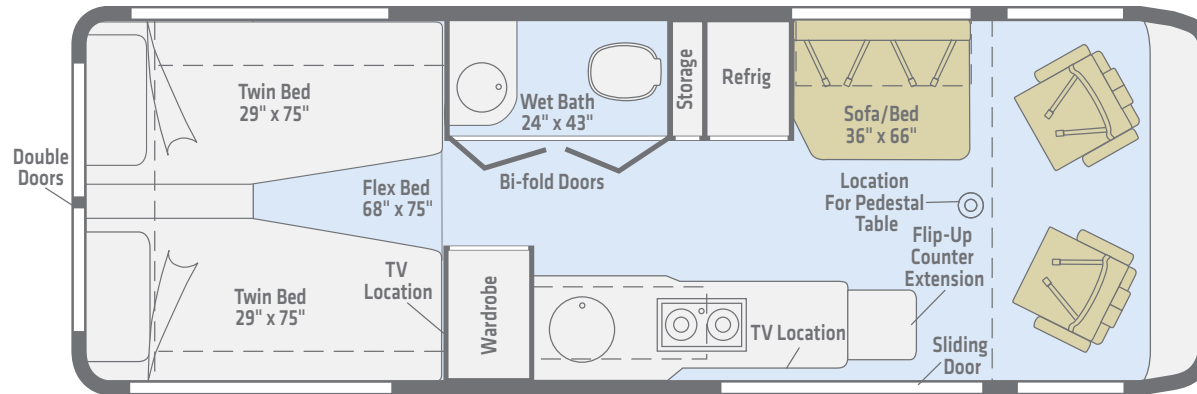


In camp, screen doors, an exterior speaker system and the powered patio awning with LED lighting let you create your own indoor-outdoor living area. The standard 5,000-lb. trailer hitch and available ladder, luggage rack and bike rack (NA 70M) makes it easy to bring outdoor toys large and small.



70A

The Flex Bed System lets you choose twin beds or a single queen bed in the rear, while the convertible sofa bed, swivel cab seats and pedestal table let you configure the lounge for dining, entertaining or additional sleeping capacity.



Standard
Ultraleather



Vinyl

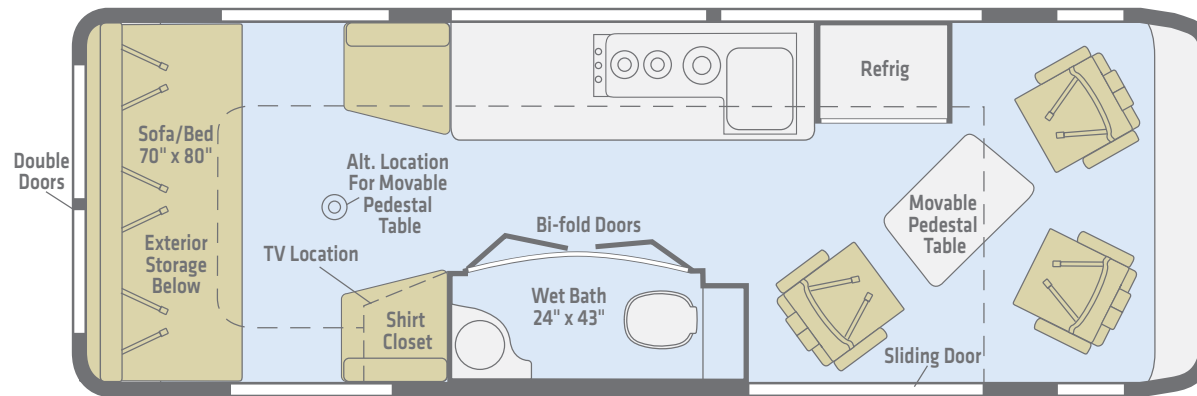
Length 24'3"
Seating 4

Dimensions shown are for sleeping and shower space only and may vary due to styling differences. Dashed lines denote overhead storage areas. Floorplans and specifications are also available online at WinnebagoInd.com.




70B

The 70B is similar to the 70X, but trades one of the captain's chairs for a larger refrigerator, making it ideal for those who prefer to stock up for longer trips.



Standard
Ultraleather



Vinyl

Length 24'3"
Seating 6

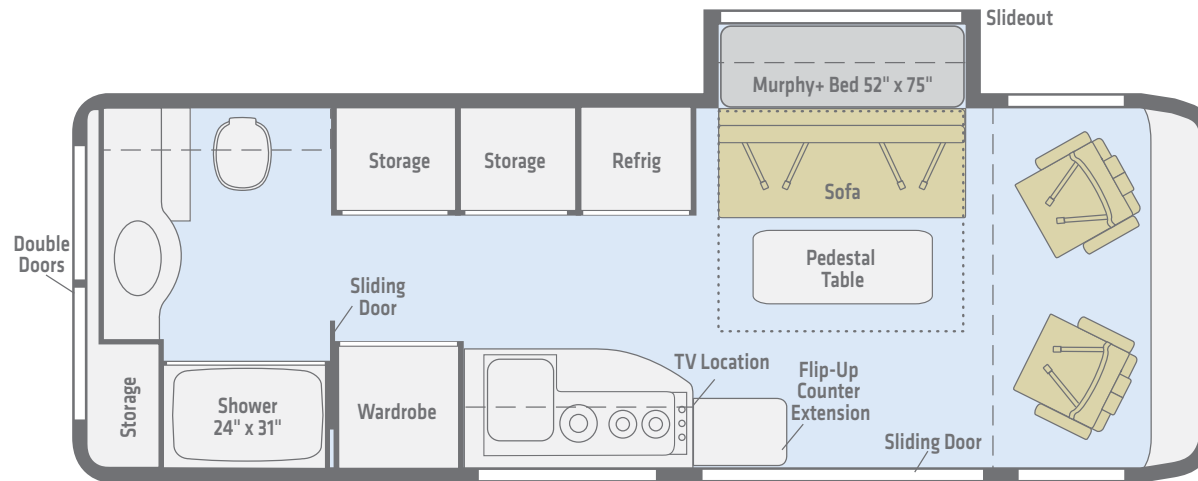
Dimensions shown are for sleeping and shower space only and may vary due to styling differences. Dashed lines denote overhead storage areas. Floorplans and specifications are also available online at WinnebagoInd.com.



Click here to explore this floorplan's web page.

70M

With the only slideout in its class, the 70M features a built-in Murphy+ Bed that transforms from a couch into a queen bed, freeing up space for a full-sized bath with a shower.



Standard
Ultraleather



Vinyl

Length 24'3"
Seating 4

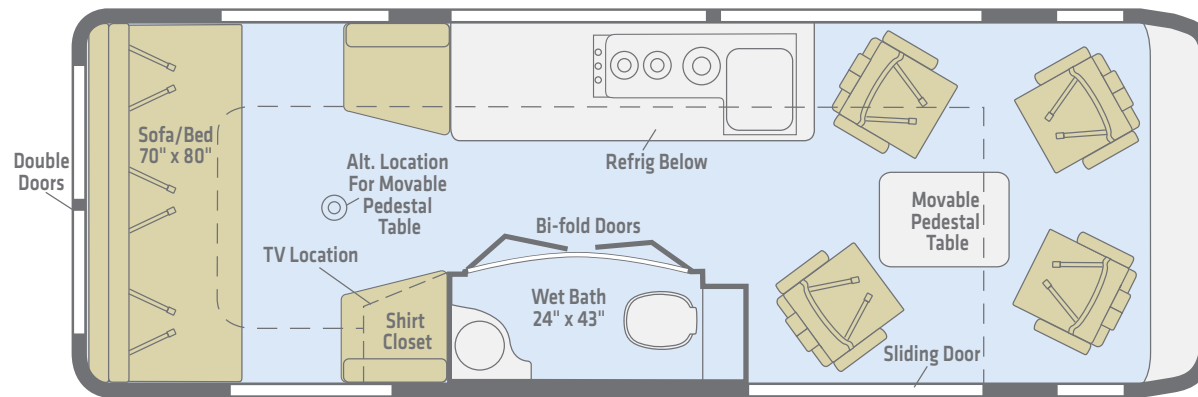
Dimensions shown are for sleeping and shower space only and may vary due to styling differences. Dashed lines denote overhead storage areas. Floorplans and specifications are also available online at WinnebagoInd.com.




Click here to explore this floorplan's web page.

70X

Four captain's chairs plus the rear sofa bed mean the 70X can seat up to seven adults. A movable pedestal table adds flexibility, while large windows provide prime viewing from virtually any seat.



Standard
Ultraleather



Vinyl

Length 24'3"
Seating 7

Dimensions shown are for sleeping and shower space only and may vary due to styling differences. Dashed lines denote overhead storage areas. Floorplans and specifications are also available online at WinnebagoInd.com.



Click here to explore this
floorplan's web page.



Graphite Gray Metallic
FULL-BODY PAINT



Brilliant Silver
FULL-BODY PAINT

Choose between two décor options.

Fusion



Ultraleather



Bed Cover



Corian Countertop



Vinyl Flooring



Carpet

Wood



Smoke with High Gloss Dark Canvas

Winnebago® reserves the right to change décor materials and specifications without notice or obligation.

Choose between two décor options.

Quantum




Ultraleather



Bed Cover



Corian Countertop



Vinyl Flooring



Carpet

Wood



High Gloss Onyx Woodgrain

Winnebago® reserves the right to change décor materials and specifications without notice or obligation.

The Holcombes

Peter, Kathy, and Abby have been full-time RVing since 2014. Using photos and videos shot by Peter, a professional photographer, the family has documented their many adventures around the continent including hiking, paddling, climbing, canyoneering, fishing, and more. All from the comfort of their Winnebago.

You can follow their journey at WinnebagoLife.com. You'll also find hundreds of other great stories from GoLife's outstanding contributors, along with how-to articles, gear reviews, RVing tips, and much more.



To learn more about the Holcombes' adventures, visit:

GoLife

WinnebagoLife.com/about



Weights & Measures	70A	70B	70M	70X
Length	24'3"	24'3"	24'3"	24'3"
Exterior Height ¹	9'8" ^A /9'10" ^B	9'8" ^A /9'10" ^B	9'8" ^A	9'8" ^A /9'10" ^B
Exterior Width	6'4.25"	6'4.25"	6'4.25"	6'4.25"
Awning Length	16'4"	16'4"	16'4"	16'4"
Interior Height	6'3"	6'3"	6'3"	6'3"
Interior Width	5'9.75"	5'9.75"	5'9.75"	5'9.75"
Freshwater Tank Capacity ² (gal.)	25	25	44	25
Water Heater Capacity (gal.)	2.6	2.6	2.6	2.6
Holding Tank Capacity - Black/Gray ² (gal.)	8/26	9/19	22/25	9/19
LP Capacity ³ (gal.)	16	16	9.5	16
Fuel Capacity (gal.)	24.5	24.5	24.5	24.5
GCWR ⁴ (lbs.)	15,250	15,250	15,250	15,250
GVWR (lbs.)	11,030	11,030	11,030	11,030
GAWR - Front (lbs.)	4,410	4,410	4,410	4,410
GAWR - Rear (lbs.)	7,720	7,720	7,720	7,720
Wheelbase	170"	170"	170"	170"
Seating Capacity	4	6	4	7

* Quick Recovery Truma Combi™ water/coach heater system runs on LP and/or 110-volt electric (includes 2-950-watt heating elements)

A Standard Chassis B Optional 4WD Chassis

Mercedes-Benz® Sprinter Chassis

3.0L 6-cylinder, 188-hp, diesel engine, 5-speed automatic Tip Shift transmission, 220-amp. alternator

4-wheel ABS brakes

Stainless steel wheel liners

Trailer Hitch⁴ 5,000-lb. drawbar/500-lb. maximum vertical tongue weight

7-pin wiring connector

Chassis ignition slide room lock system (70M)

OPTIONAL EQUIPMENT

On-demand 4WD w/Hi/Lo Range (only available with Brilliant Silver exterior) (NA 70M) (Dealer stock only)

Stylized chrome wheels

Alcoa aluminum alloy wheels

Cab Conveniences

Radio/Rearview Monitor System

Chassis/coach battery radio power switch

Ultraleather cab seats armrests, adjustable lumbar support, adjustable headrest, and slide/swivel/recline

3-point seat belts

Dual airbags

Cruise control

Power steering w/tilt and telescoping wheel

Power mirrors w/defrost and turn signal

Power door locks w/remote

Power windows

12-volt powerpoints

Sunvisors

Pleated, sliding front window blinds

Folding privacy screens for cab door windows

Appliqué package

Keyless entry w/remote

Light/rain sensor for automatic headlight dimming & wiper operation

Blind spot monitoring w/indicator in side mirrors

Collision presentation assist

High-beam assist

Lane keeping assist

Interior

24" HDTV

OmniGo™ omni-directional, amplified HDTV antenna

Continuous tracklighting w/dimmer switch

MCD blackout roller shades

Soft vinyl ceiling

Tinted coach windows

Skylight/roof vent (70M)

Removable companion seats w/swivel and slide (70B, 70X)

Removable pedestal table

Touch screen systems monitor panel

Multiplex lighted wall switches w/master light switch and control via Precision Plex app for Android/iOS

Mirror

USB charging points

Galley

Flip-up countertop extension (70A, 70M)

Corian® solid-surface countertop

Decorative backsplash (70B, 70M)

Microwave oven w/touch control (70A)

Microwave convection oven w/touch control (NA 70A)

2-burner range top w/glass cover (70A)

3-burner range w/glass top and stainless steel sink (NA 70A)

2-door 6 cu. ft. compressor driven refrigerator/freezer (70A, 70B, 70M)

Single door compressor driven refrigerator/freezer (70X)

Stainless steel sink w/folding faucet and glass cover (70A)

Bamboo sink cover and cutting board (NA 70A)

Cold water purification system

Spice rack (70M)

Bath

- Shower** w/wall surround, 24"x31" (70M)
- Dry bath** (70M)
- Wet bath** 24"x43" (NA 70M)
- Corian solid-surface countertop** w/sink (70M)
- Flexible showerhead**
- Shower curtain** (NA 70M)
- Textured glass shower door** (70M)
- Toilet** w/foot pedal and sprayer
- Skylight** (70M)
- Tissue holder**
- Towel bar** (70M)
- Towel ring** (70M)
- Stainless steel sink** (NA 70M)
- Powered roof vent** (NA 70M)
- Powered ventilator fan** (70M)
- Deluxe powered ventilator fan** w/rain cover (NA 70M)
- Removable clothing rod**
- Medicine cabinet** (70M)
- Bamboo shower mat**

Bedroom

- Twin beds** w/Flex Bed System (70A)
- 24" HDTV** w/remote (70A)
- Wardrobe** (70A, 70M)
- Murphy+ Bed** (70M)
- Powered sofa/bed** (70B, 70X)
- Deluxe sleep system** (70A)

Exterior

- Sliding entrance door**
- Side screen door**
- Rear screen door** (NA 70M)
- Powered patio awning** w/LED lighting
- Slideout compartment tray** (access from rear door) (70A)

- Porch light** w/interior switch
- Running boards, rocker trim** w/mud guard
- Rear mud guards**
- Exterior speaker system**
- Rear full-height storage compartment** (70M)
- Below floor storage** (70B)

OPTIONAL EQUIPMENT

- Polished stainless steel rocker panel trim**
- Bike rack** (NA 70M)
- Luggage rack**
- Ladder**

Heating & Cooling System

- 13,500 BTU low-profile high-efficiency roof air conditioner**
- Truma Combi Eco Plus Heating System** w/(2) 850-watt electric heating elements

Electrical System

- AC/DC load center/converter**
- Auxiliary start circuit**
- 2-deep cycle Group 31 batteries** (AGM maintenance free)
- Coach battery disconnect system**
- Dual-battery charge system**
- 200-watt solar panel/battery charger**
- 45-amp. converter/charger**
- 30-amp. power cord**
- Exterior TV jack**
- Exterior AC receptacles**
- Exterior DC receptacles** (NA 70M)
- 2,500-watt Cummins Onan® MicroQuiet™ LP generator**
- 1,000-watt Pure Sine Wave inverter**

Plumbing System

- Exterior Service Center** city water hookup/ tank diverter valve, drainage valves, sewer hose (w/shut-off 70B, 70X) valve and exterior wash station w/pump switch
- TrueLevel™ holding tank monitoring system**
- Winterization Package** water heater bypass valve (NA 70M) and siphon tube
- On-demand water pump**
- 12-volt macerator sewage pump** (70B, 70X)
- Permanent-mount LP tank** w/gauge
- LPG accessory connection**
- Holding tank flushing system**

Safety

- Child seat tether anchors** (70B, 70X)
- LP, smoke, and carbon monoxide detectors**
- 10 BC fire extinguisher**
- Ground fault interrupter**
- Daytime running lamps**
- High-mount brake lamp**
- Emergency flashlight**
- First aid kit**

Warranty⁵

- 12-month/15,000-mile basic warranty⁶**

FOOTNOTES

- The height of each model is measured to the top of the tallest standard feature and is based on the curb weight of a typically equipped unit. The actual height of your vehicle may vary by several inches depending on chassis or equipment variations. Please contact your dealer for further information.
- Capacities are based on measurements prior to tank installation. Slight capacity variations can result due to installation applications.
- Capacities shown are tank manufacturer's listed water capacity (WC.) Actual filled LP capacity is 80% of listing due to overfilling prevention device on tank.
- Actual towing capacity is dependent upon your particular loading and towing circumstances, which includes the GVWR, GAWR and GCWR as well as adequate trailer brakes. Please refer to the Operator's Manual of your vehicle for further towing information.
- See separate chassis warranty.
- See your dealer for complete warranty information.

NA Not Available

Not all items available in combination. See dealer for details.

Winnebago's® continuing program of product improvement makes specifications, equipment, model availability, and prices subject to change without notice. Published content reflects the most current product information at time of printing. Please consult your dealer for individual vehicle features and specifications.