

How to Convert YouTube to MP3 free with SNIPMP3

Many people want to extract audio/songs from YouTube for easier listening. This guide shows how to convert YouTube to MP3 (HD) with free SNIPMP3 online site.

When we want to download music or songs free to our iPhone, iPod, iPad or Android phone/tablet, we many times find it less convenient to get a really reliable site. Most sites acclaim to be free and safe, but always bring nonsense ads or hacking programs at last. Considering that remarkable audio content comes along with YouTube videos, smart guys come up with converting YouTube to MP3 to get the songs. What's more, people who don't have much time watching YouTube videos online can also extract songs, music or speech from YouTube for easier listening on the go. Anyway, that **how to convert YouTube to MP3 free** is what I will explain in this post.

There are a pile of sites offering free YouTube to MP3 conversion. But is there a way to convert YouTube to MP3 in high quality (HD), lightweight and less complicated? Here I will show you how to convert YouTube videos into MP3 freely and easily with SNIPMP3.com.

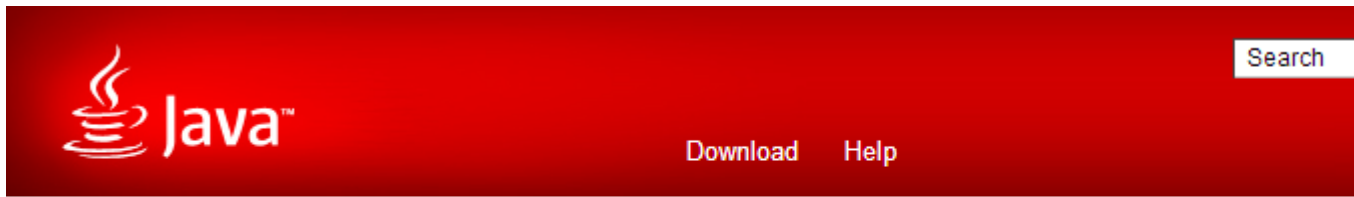
Convert YouTube to MP3 freely, easily and fast

Step 1: Go to <http://snipmp3.com>.

Step 2: Copy and paste the YouTube URL to the center field and click "Convert" button.



Note that there may be a window similar to "Java(TM) was blocked because it is out of date" pops after you click the "Convert" button. YouTube videos are based on Adobe Flash and essentially come in FLA format, therefore the downloading process requires Java installation on your computer. When this window pops, click "Update plug- in...". You will be guided to Java download page. Click "Free Jave Download", then "Agree to start Free Download".



All Java Downloads

If you want to download Java for another computer or Operating System, click the link below.
[All Java Downloads](#)

Report an issue

Why am I always redirected to this page when visiting a page with a Java app?

Free Java Download

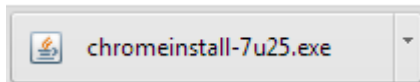
Download Java for your desktop computer now!

Version 7 Update 25

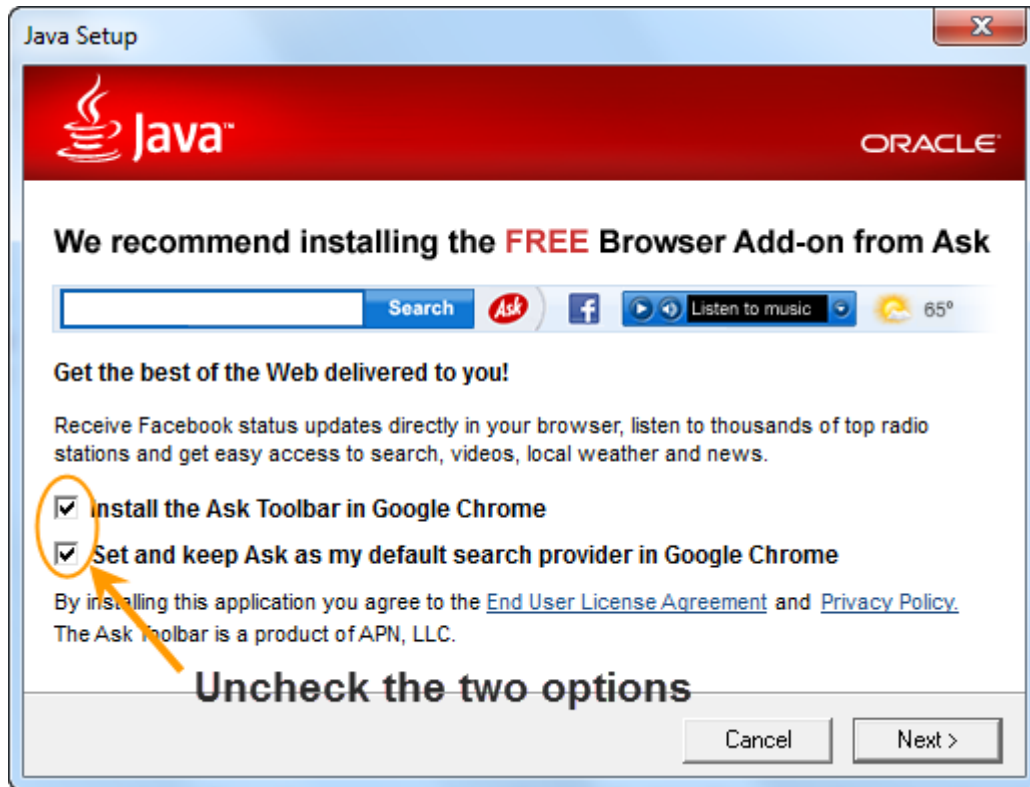


» [What is Java?](#) » [Do I have Java?](#) » [Need Help?](#)

There will be a browser plugin suitable for your browser downloaded to your computer. Double-click to install.



During the installation, I recommend you to uncheck the "Install the Ask Toolbar in Google Chrome" box thus there won't be useless toolbar installed unconsciously.



Step 3: Restart your browser and convert.

After Java is installed, close the browser and restart (pressing F5 on the same webpage will not import the newly installed Java application). Go

to <http://snipmp3.com> again, input the YouTube.com video URL and click

"Convert" button. When there is a popped window asking your permission, click

"Run this time" or "Always run on this site" as you like. Here I choose "Run this

time".

Java(TM) needs your permission to run. **Run this time** Always run on this site

SNIPMP3

convert streaming videos to mp3

http://www.youtube.com/watch?v=sv_JnM3YzAQ

Loading Java Applet...

To download videos, please click 'Run' when prompted.

Tick the box 'Always trust content from this publisher' to download seamlessly in the future.

The conversion will start at once. If it does not, click "Convert" button again. In seconds (for loading Java Applet), you will find the video loaded on the page. Click "Continue" if there is a security warning window pops. There will be a "Download MP3" Standard Quality option (no High Quality option) displayed under the video preview.

SNIPMP3

convert streaming videos to mp3

http://www.youtube.com/watch?v=sv_JnM3YzAQ



Please upgrade Plugin to continue (required)

INSTALL NOW

REMIND ME LATER

Please report any issues to: contact@snipmp3.com



Convert EPUB to PDF with Epubor EPUB to PDF Converter
youtube.com

>> Download MP3 << - Standard Quality


Java Applet Loaded. Fetching links...

Click "Download MP3", specify the path to save the downloaded MP3 file on the "Save as..." window. There is no notification during the download process. That does not matter. In minutes (depends on the source video length and connection speed), head to the output folder, you will find the downloaded MP3 file lying there perfectly.

Surprisingly, when I tested and ripped the YouTube video the second time, there was a High Quality download option given next to the Standard Quality option.



http://www.youtube.com/watch?v=sv_JnM3YzAQ




Please install Flash Player HD and continue

- Watch HD movies online
- HD video performance with hardware acceleration of video
- Support for full screen mode with multiple monitors
- Bug fixes and security enhancements

INSTALL

INSTALL LA

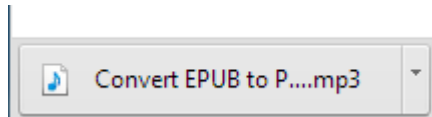


Convert EPUB to PDF with Epubor EPUB to PDF Converter
youtube.com

» **Download MP3** « - Standard Quality
» **Download MP3** « - High Quality

Thanks for using SnipMP3 :)
© SnipMP3

When clicking on the high quality option, the MP3 file was downloaded through the browser at a magicly fast speed. Click "Open Containing Folder" to find the downloaded MP3 file. If this does not happen to your YouTube videos, you can try [imElfin YouTube downloader](#) to download YouTube audios in multi quality options.



The bottom line

With the online YouTube videos transferred to MP3, we can easily listen to YouTube MP3 on a mobile device. However, if you prefer to convert YouTube songs to MP3 with more options such as **MP3 320kbps** or simply use a desktop YouTube to MP3 converter app, try [one-stop imElfin YouTube downloader](#) below, which supports YouTube video download & format conversion as well.



This PDF is generated upon

<http://www.imelfin.com/how-to-convert-youtube-to-mp3-free-with-snipmp3.html>, the original

author is [imElfin](#).