



ABOUT THIS COURSE

The images, artwork, and words used in this course are all designed to connect children to the good and the beautiful: family, faith, high moral character, and the wonders and beauty of nature and human life.

Level K Handwriting is designed for most children between the ages of 4 to 6 years old who are ready to start handwriting. It is critical that your child gain a strong foundation in correct letter formation. Do not move too quickly through foundational skills.

COURSE ORGANIZATION

This level focuses on correct print formation of letters and numbers and, near the end of the course, introduces short words and sentences. This workbook includes 100 sheets, which is 3–4 sheets per week for a normal school year. Halfway through the course the text size is reduced as the

child gains the motor skills for smaller print. The course introduces 2–3 new letters at a time, going in alphabetical order.

COLORING AND DRAWING

Each sheet in this course provides an opportunity for the child to draw or color, improving both drawing and motor skills. Also, many children enjoy handwriting sheets much more with the opportunity to do a little art after the handwriting portion of the sheet is completed.

PENCIL GRIP

Correct pencil grip is essential. For videos on correct pencil grip, please see the Handwriting FAQs on our website www.thegoodandthebeautiful.com. Make sure to gently and patiently correct the child's incorrect pencil grip when writing or drawing.

DOING HANDWRITING AS A FAMILY

Handwriting time can be done together as a family. As some children will not finish one page in the same amount of time as other children, you may want to set a certain length of time for handwriting each day, such as 10–15 minutes. Have the child or children stop wherever they are on the page at the end of the specified time. At the next handwriting session, they can pick up right where they left off. Some children may complete more than one page during a session, and some children may complete less than a page.

COPYRIGHT NOTICE

It is illegal and dishonest to share this document with those outside your own household or to post this document online. If you received this document without purchasing it, you are also participating in illegal and dishonest activity.

You can purchase your own legal copy at www.thegoodandthebeautiful.com.

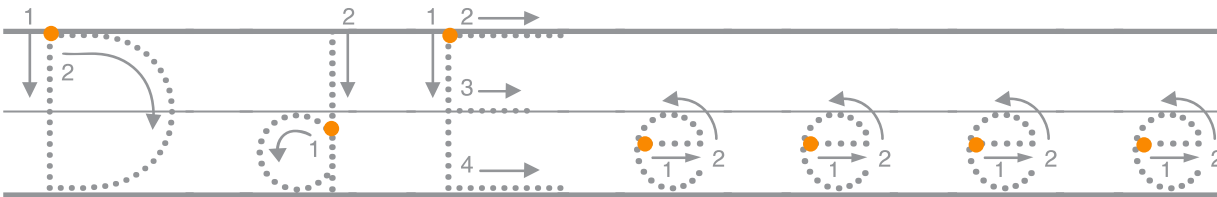
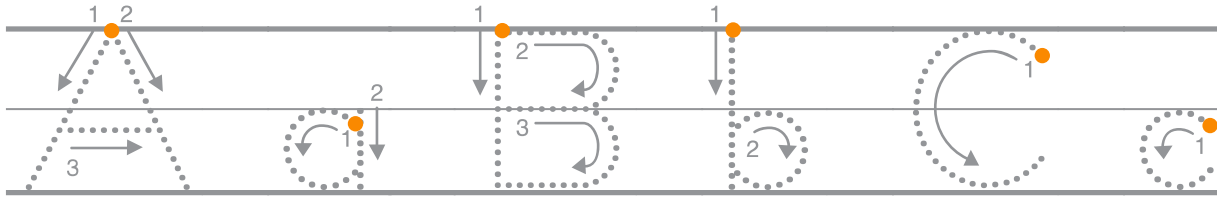
If you purchased the PDF file, you may print as many copies as desired for use within your own household.




70 POINT FONT

Tracing Letters and Numbers
Writing First Name

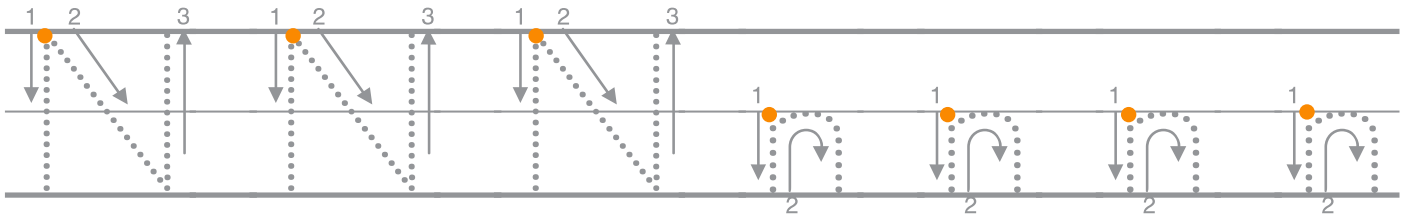
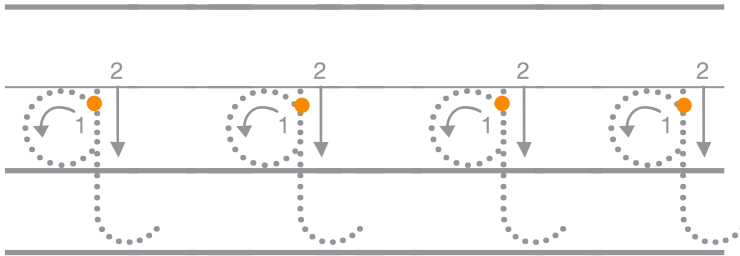
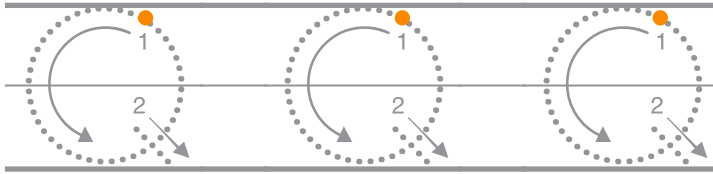
Trace each letter, starting on the dot.



With a crayon or colored pencil, draw a line between each image without touching any of the lines.



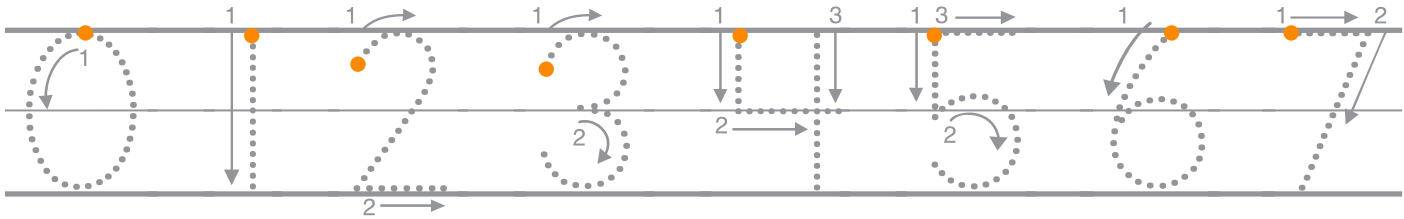
Trace each letter, starting on the dot.



Connect the letters then color the picture.




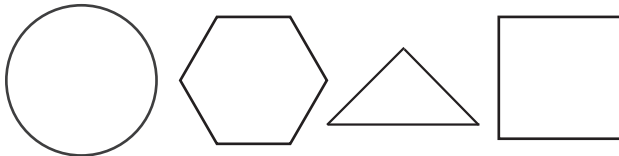
Trace each number, starting on the dot.



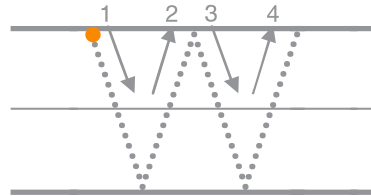
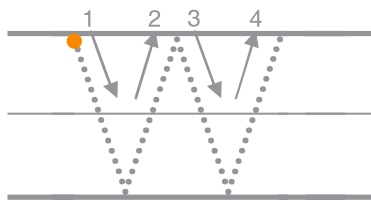
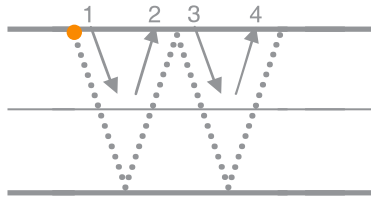
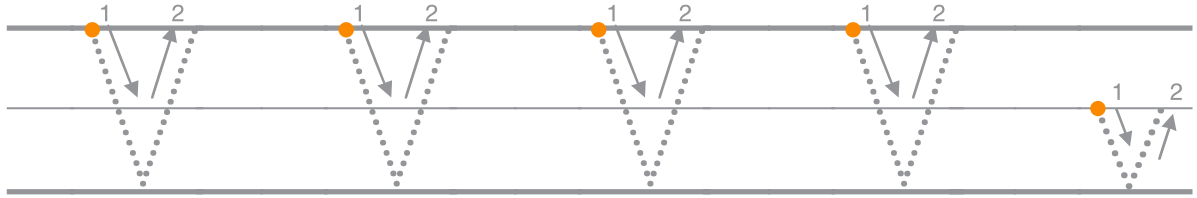
Write your first name.



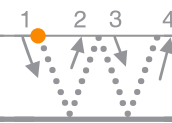
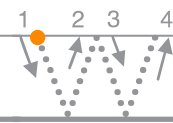
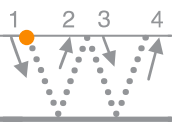
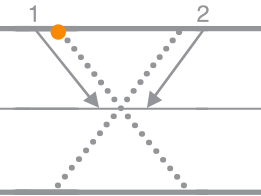
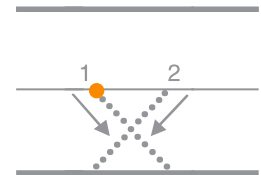
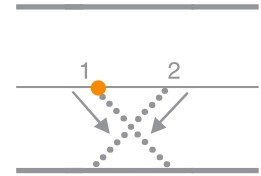
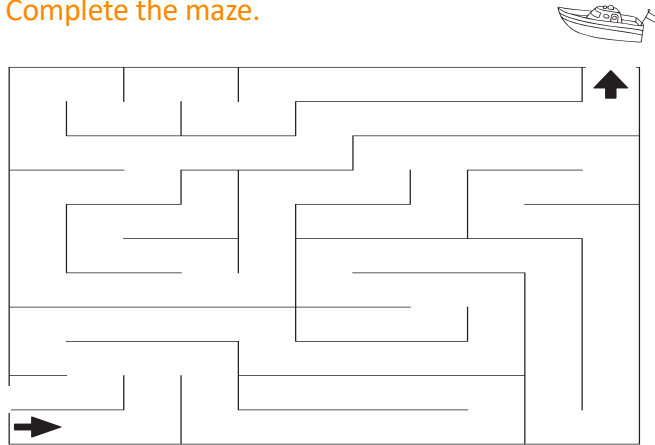
Copy the shapes in the blank box.



Trace each letter, starting on the dot.



Complete the maze.






60 POINT FONT

Tracing and Writing Letters and Numbers
Writing First and Last Name

Write each letter twice and trace the sentences.

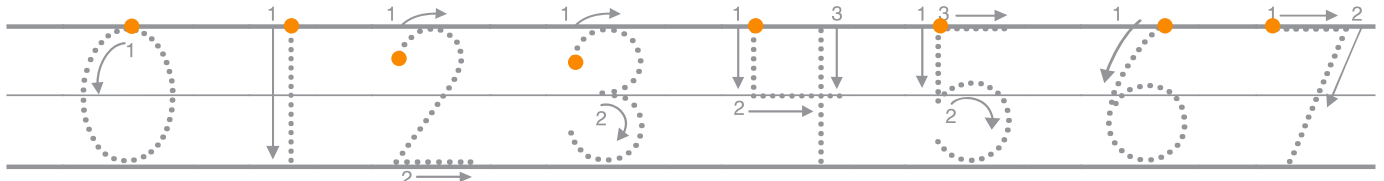
Handwriting practice for uppercase 'A', lowercase 'a', uppercase 'B', and lowercase 'c'. Each letter is shown with stroke order arrows and numbers (1, 2, 3). To the right of each letter are two boxes for independent writing, each with a starting dot.

Color the picture.



Tracing practice on handwriting lines. The first row shows a dotted uppercase 'I' and lowercase 'i' with stroke order arrows and numbers. The second row shows a dotted uppercase 'B' and lowercase 'b' with stroke order arrows and numbers. A small grey dot is at the end of each row.



Trace each number, starting on the dot.



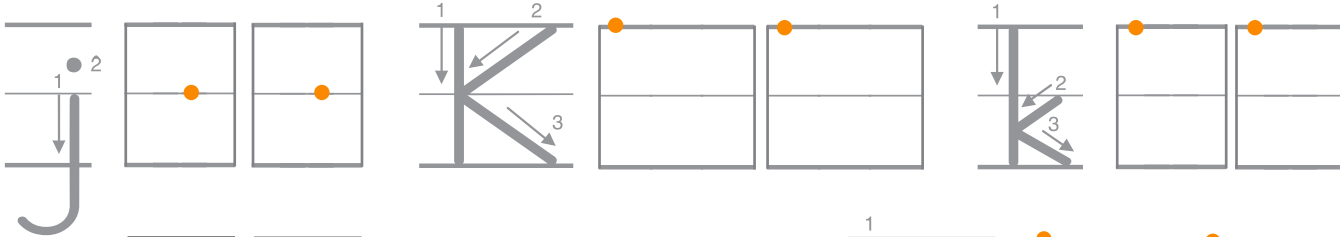
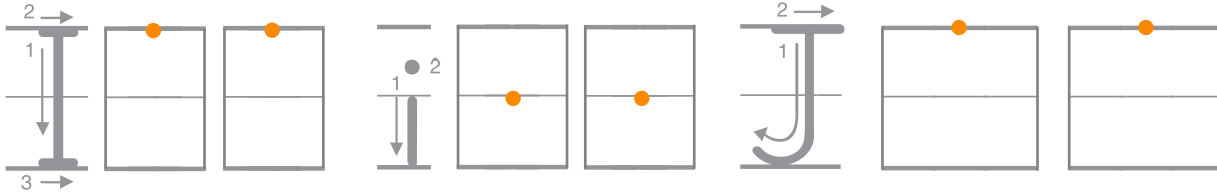
Write your last name.



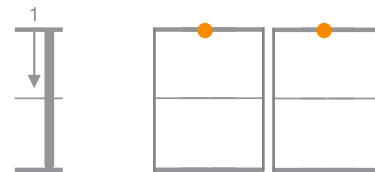

Draw each item.



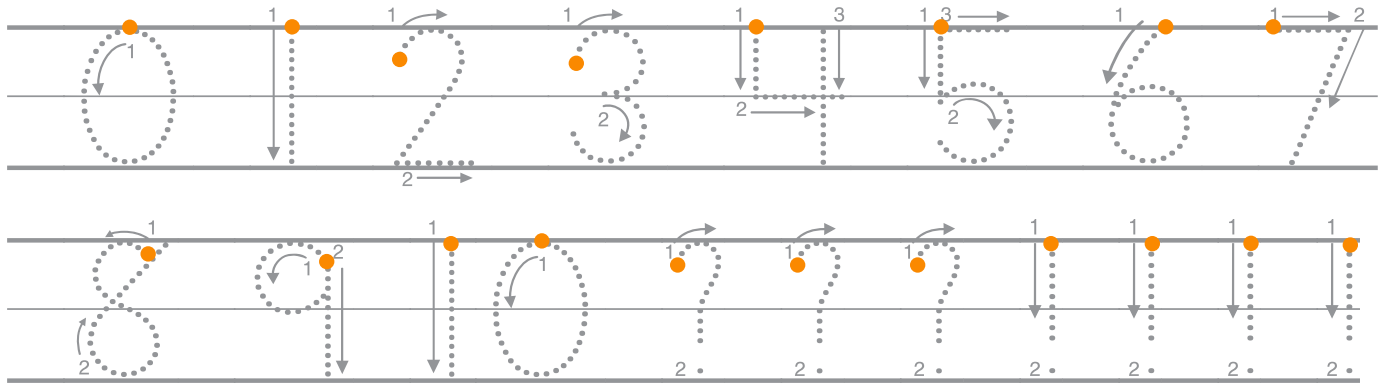
Write each letter twice.



Draw a picture of a rainbow over a hill.



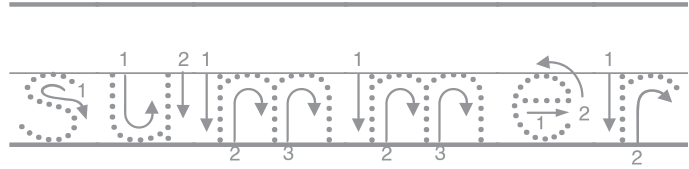
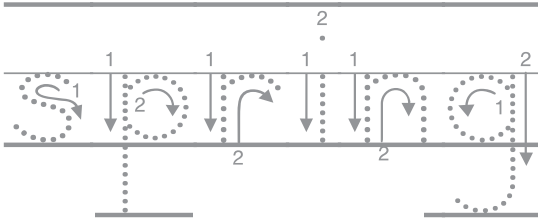
Trace each number and punctuation mark, starting on the dot.




Copy each pattern in the empty box below it.




Trace each word.



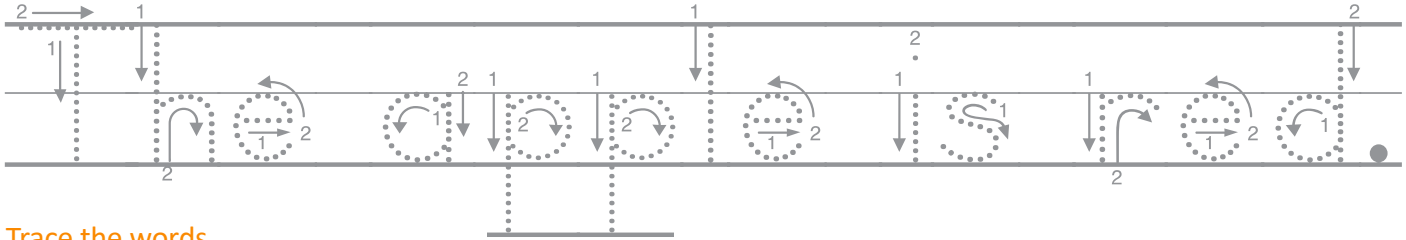
Add grass and more blossoms to the tree.



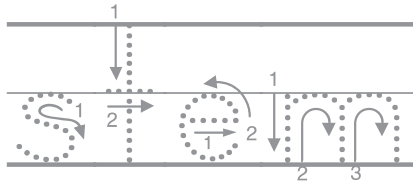
Add more leaves to the tree and then color both trees.




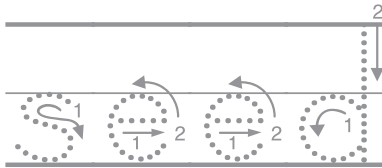
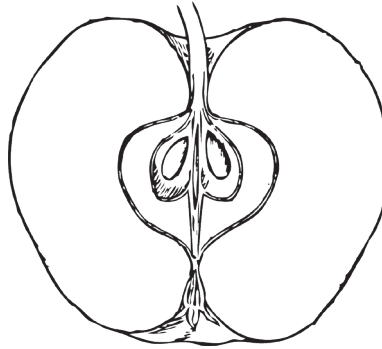

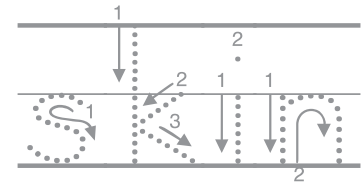
Trace the sentence.



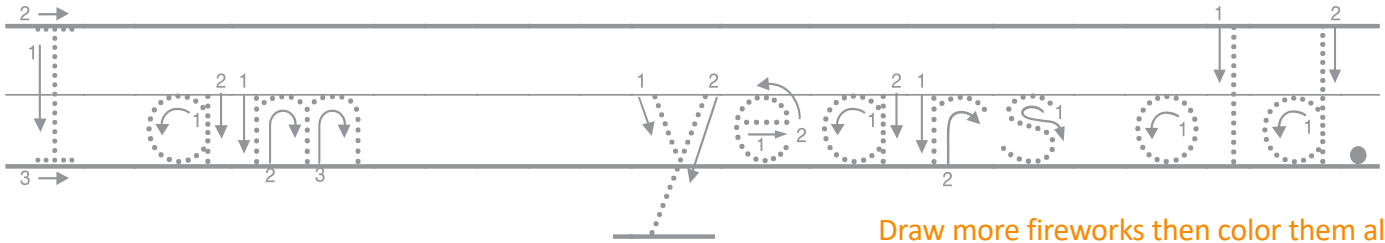
Trace the words.



Color the apple part to match the words.

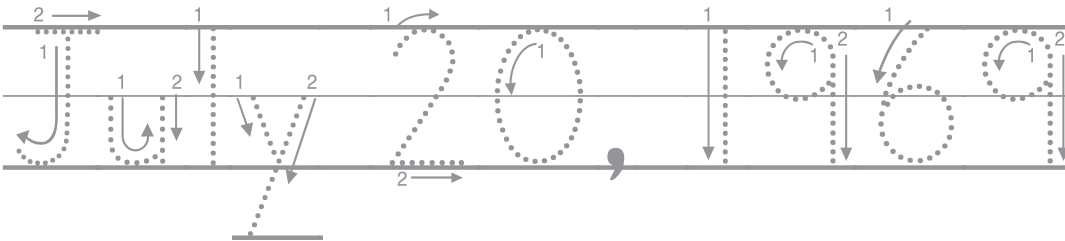

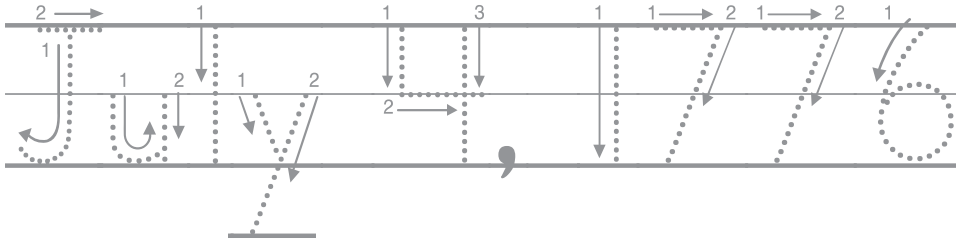


Trace the sentence. Write the number for how old you are.

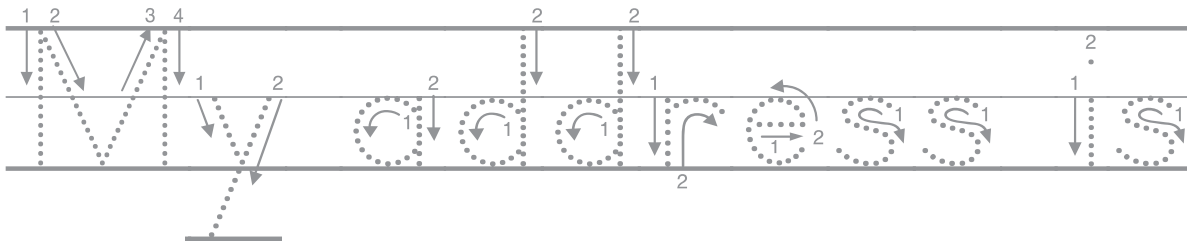


Draw more fireworks then color them all.

Trace the dates of historical events.



Trace the sentence.



Write your street address. Start with a capital letter for street names.

Write the name of your city and state. Start each one with a capital letter.

Draw a path to help the kids walk back to their house.

