



MINISTRY OF
EDUCATION

Sample Tests for Effective Assessment Grades 1 – 6

© Ministry of Education 2011

ACKNOWLEDGEMENTS

The handbook: *Sample Tests for Effective Assessment* is a direct response by the Ministry of Education to enhance and expand teachers' knowledge and practice in assessing students.

This handbook has taken a significant amount of time to complete. Groups of individuals worked assiduously to ensure that items are closely aligned to the *Revised Primary Mathematics Curriculum*. They have contributed to the intellectual stimulus which aided the successful completion of this exercise.

The Ministry wishes to extend earnest thanks to the expert who initiated, planned and prepared this important document. Special thanks to the Mathematics Specialists for their invaluable contributions to the development of these sample test items. They undertook the most time-consuming chore of constructing these sample test items. Their efforts are greatly appreciated.

The Ministry is grateful to the team of officers from the Core Curriculum Unit of the Ministry of Education for their priceless assistance, and Ms. Jean Hastings – Director of Education Systems Transformation Programme (Ministry of Education); who chairs the National Comprehensive Numeracy Programme Committee.

In all these endeavours, it becomes manifest that “except the Lord build the house, they labour in vain that build it”. Therefore, the Ministry's personnel want to thank God for his guidance through the process.

Finally, our thanks to all other persons whose names do not appear, but who made valuable contributions to the development of the handbook.

Seymour Hamilton
National Mathematics Coordinator
April 2011

TABLE OF CONTENTS

INTRODUCTION	5
GRADE ONE END OF YEAR SAMPLE TEST	8
Table of Specification: Section A	8
Table of Specification: Section B	8
Sample End of Year Test – Section A	9
Sample End of Year Test – Section B	17
Sample End of Year Test – Answer Sheet	19
GRADE TWO END OF YEAR SAMPLE TEST	20
Table of Specification: Section A	20
Table of Specification: Section B	21
Sample End of Year Test – Section A	22
Sample End of Year Test – Section B	32
Sample End of Year Test – Answer Sheet	35
GRADE THREE END OF YEAR SAMPLE TEST	36
Table of Specification: Section A	36
Table of Specification: Section B	37
Sample End of Year Test – Section A	38
Sample End of Year Test – Section B	52
Sample End of Year Test – Answer Sheet	54
GRADE FOUR END OF YEAR SAMPLE TEST	55
Table of Specification: Section A	55
Table of Specification: Section B	56
Sample End of Year Test – Section A	57
Sample End of Year Test – Section B	71
Sample End of Year Test – Answer Sheet	73

GRADE FIVE END OF YEAR SAMPLE TEST _____	74
Table of Specification: Section A	74
Table of Specification: Section B	74
Sample End of Year Test – Section A	75
Sample End of Year Test – Section B	85
Sample End of Year Test – Answer Sheet	88
GRADE SIX END OF YEAR SAMPLE TEST _____	89
Table of Specification: Section A	89
Table of Specification: Section B	90
Sample End of Year Test – Section A	91
Sample End of Year Test – Section B	103
Sample End of Year Test – Answer Sheet	106

INTRODUCTION

One of the major challenges that now exists in many primary schools is that the result from internal assessment cannot always be interpreted as an accurate reflection of a child’s mastery level of the ideas he/she encountered at that grade level. This has resulted from the fact that many assessment instruments are too narrow in their assessment of the curriculum (the instruments test students on only a few topics/strands) or, weighting of items on instruments does not reflect the curriculum weighting of objectives and topics.

Therefore, the creation of this handbook features six sample test papers which were designed to test students at the end of an academic year. This means that they are intended to be summative tests developed to summarize student attainment after completing a particular grade level. It is hoped that having administered the End of Year Test, teachers will be able to ascertain the extent to which students have achieved the objectives at the end of the school year/grade level.

A sample for each grade level is included. The sample tests consist of two sections: Section A comprises multiple choice (selected – response type) items while Section B comprises structured/open-ended (constructed – response type) items. Items on the tests are related to the attainment targets in the Revised Primary Curriculum (RPC). Within the RPC, all the attainment targets for each grade level describe the knowledge and skills that are to be taught. This was a major factor in designing the tests. The suggested distribution of the items is shown in the tables below:

GRADES 1 – 3

STRANDS	ATTAINMENT TARGETS	PERCENTAGES OF QUESTIONS		
		GRADE 1	GRADE 2	GRADE 3
Number	<ul style="list-style-type: none"> ❖ Understand the idea of sets. ❖ Know the value of numerals and associate them, their names, numbers and ordinals. ❖ Use the basic operations with numbers and number patterns. ❖ Use mathematical symbols for comparison and decision making. ❖ Demonstrate an understanding of the use and value of money. 	50 – 60 %	50 – 60 %	50 – 60%
Measurement	Estimate, compare and use the various types of measurement.	15 – 20 %	15 – 20 %	15 – 20 %
Geometry	Explore paths and/or shapes in the environment and relate basic mathematical shapes to everyday life.	5 – 10 %	5 – 10 %	5 – 10 %
Algebra	Demonstrate the use of variables in mathematical sentences.	5 – 10 %	5 – 10 %	5 – 10 %
Statistics/ Probability	Collect, organize and interpret information in practical situations and use simple probability language.	10 – 15%	10 – 15%	10 – 15%

GRADES 4 – 6

STRANDS	ATTAINMENT TARGETS	PERCENTAGE OF QUESTIONS		
		GRADE 4	GRADE 5	GRADE 6
Number	<ul style="list-style-type: none"> ❖ Know and use the values of numerals and associate them with their names, numbers and ordinals. ❖ Demonstrate the understanding of fractional ideas. ❖ Explain the process of the basic operations, use estimation with basic operations. ❖ Operate with numbers and number patterns. ❖ Explain the process of the basic operations, use estimation appropriately and demonstrate proficiency with the basic facts. ❖ Model patterns, expressions and number relationships using concrete objects. ❖ Make and interpret Venn Diagrams. ❖ Use computation, estimation and calculators appropriately to solve real world problems including problems with fractions and decimals. ❖ Use models to express their conceptual understanding of rational numbers (fractions). 	45 – 50 %	45 – 50 %	45 – 50 %
Measurement	<ul style="list-style-type: none"> ❖ Explain and carry out the processes of estimation and measurement, including the selection of appropriate precise units. ❖ Select appropriate units and tools to measure to the desired degree of accuracy. ❖ Derive informally and use formulae for measurement situations. 	20 – 22%	20 – 22%	20 – 22%
Geometry	<ul style="list-style-type: none"> ❖ Identify, describe, compare and classify geometric figures and their properties. ❖ Select appropriate units and tools to measure angles to the desired degree of accuracy. ❖ Describe the relationships between and among geometrical figures and explain spatial relationships. ❖ Make generalizations about geometric relationships and explore geometric transformation. 	12 – 15%	12 – 15%	12 – 15%

Algebra	<ul style="list-style-type: none"> ❖ Explain the meaning and use of simple formulae. ❖ Use open sentences to express relationships among quantities, model and explain the solution of simple equations, using diagrams and concrete materials. ❖ Identify and explain basic algebraic concepts. ❖ Interpret expressions and equations involving variables. 	8 – 10%	8 – 10%	8 – 10%
Statistics/ Probability	<ul style="list-style-type: none"> ❖ Collect, organize, graph, describe and interpret data in a problem-solving context. ❖ Identify and apply the mean average as a measure of central tendency. ❖ Explore the concept of chance. ❖ Make and interpret a variety of graphs, charts and tables. ❖ Explore complex problems by gathering statistics from real-world situations. ❖ Distinguish among and apply the appropriate measures of central tendency (mean, median, mode) and dispersion (range). ❖ Design questionnaires and conduct data collections chart relationships, present findings and make statements about the data. 	10 – 12%	10 – 12%	10 – 12%

Each test is accompanied by a table of specification, guidelines for marking, item distribution and an answer sheet. When writing mathematics tests, there is need to consider elements such as:

- ✓ Weighting of each strand in relation to the Mathematics Curriculum
- ✓ Level of question, for example, recall, use of knowledge, etc.
- ✓ Relevance of the questions
- ✓ Table of specification
- ✓ Rubric
- ✓ Item distribution

It is the hope that as you become familiar with the content of this book, you will find it helpful as you go about the business of mathematics assessment as a tool that will produce numerate students who will contribute to our society.

GRADE ONE END OF YEAR SAMPLE TEST

TABLE OF SPECIFICATION: SECTION A

SECTION A – MULTIPLE CHOICE

Section A comprises 28 multiple-choice items covering the five strands of the curriculum. All items are weighted equally and together are worth 28 marks.

STRANDS	Simple Recall/ Knowledge	Use of Knowledge	Mathematical Reasoning	Total # of Items
Number	5 (Ques. 1, 3, 26, 27, 28)	10 (Ques. 2, 7, 9, 10, 11, 12, 13, 14, 19, 20)	1 (Ques. 25)	16
Measurement	1 (Ques. 4,)	3 (Ques. 8, 17, 22)	1 (Ques. 23)	5
Geometry	1 (Ques. 5)	-	1 (Ques. 21)	2
Algebra	-	-	2 (Ques. 6, 18)	2
Statistics	1 (Ques. 15)	1 (Ques. 16)	1 (Ques. 24)	3
Total # of Items	8	14	6	28

TABLE OF SPECIFICATION: SECTION B

SECTION B

Section B comprises 5 structured questions covering four of the five strands of the curriculum. Students are required to answer all questions. Questions are weighted differently giving a total of 12 marks.

STRANDS	Simple Recall/ Knowledge	Use of Knowledge	Mathematical Reasoning	Total # of Marks
Number		5 (Ques. 3, Ques. 4a, 4b)	-	5
Measurement	-	2 (Ques. 2a, 2b)	-	2
Geometry	2 (Ques. 1a, 1b)	-	-	2
Algebra	-	-	-	-
Statistics	1 (Ques. 5a)	2 (Ques. 5b, 5c)		3
Total # of Marks	3	9	0	12

SAMPLE END OF YEAR TEST – SECTION A

Grade One

Mathematics

Sample End of Year Test

Name: _____ Date: _____

SECTION A

CIRCLE THE CORRECT ANSWER FOR EACH OF THE FOLLOWING.

1. Which of these is the numeral six?

a) 2

b) 5

c) 6

d) 9


2. Which of these two numbers add to make 7?

a) $4 + 4$

b) $4 + 3$

c) $4 + 2$

d) $4 + 1$

3. The  is the _____.



a) 4th picture

b) 3rd picture

c) 2nd picture

d) 1st picture

4. Which of the following would you use to measure the size of your waist?

a)



b)



c)



d)



5. What is the name of this shape?



- a) triangle b) diamond c) circle d) square

6. $N + 1 = 5$; what is N ?

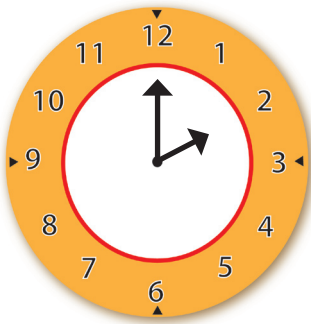
- a) less than 5 b) more than 5 c) 5 d) 1

7. What fraction is shaded?



- a) $\frac{1}{2}$ b) $\frac{1}{4}$ c) $\frac{1}{3}$ d) $\frac{2}{3}$

8. What time is shown on the clock?

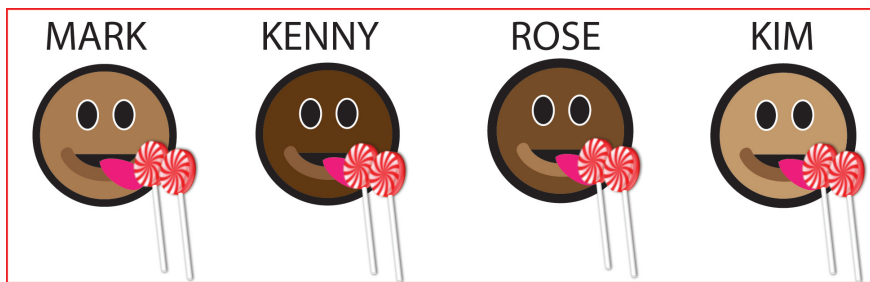


- a) 2:12 b) 12:02 c) 2:00 d) 12:00

9. Which is true?

- a) $8 < 7$ b) $6 > 7$ c) $5 < 9$ d) $4 > 4$

10. The diagrams show how sweets are shared among friends.
What fraction does each person receive?




- a) $\frac{2}{2}$
b) $\frac{1}{2}$
c) $\frac{1}{3}$
d) $\frac{1}{4}$
11. Which number is next?
2, 4, 6, _____

- a) 7 b) 8 c) 12 d) 246

12. Which number is missing?
10, 20, 30, _____, 50,

- a) 10 b) 40 c) 60 d) 70

13. The mangoes below can be grouped as:



Tens	Ones
1	2

a)

Tens	Ones
1	3

b)

Tens	Ones
1	4

c)

Tens	Ones
1	5

d)

14. Arrange the numbers 7, 3, 6, 12 from the smallest to the largest.

- a) 3, 6, 7, 12
- b) 3, 12, 7, 6
- c) 3, 7, 6, 12
- d) 12, 7, 6, 3

The table below shows the number of coloured pencils sold in Grade 1B. Using the table, answer questions 15 and 16.

Blue		
Yellow		7
Red		4
Purple		

15. How many blue pencils were sold? a) 9 b) 7 c) 5 d) 4

16. How many purple and red pencils were sold altogether?

- a) 14 b) 13 c) 12 d) 11

17. Which of the following is as tall as this ruler?




- a) A pencil with a pink eraser and a yellow band, standing vertically.
- b) A clear plastic water bottle with a blue label that says "water".
- c) A red, cylindrical pencil cap.
- d) A blue book with a white spine and pages.

18. Mary had 8 balls. She gave 'n' of them to Sam and had 5 left. Which mathematical sentence shows this?

- a) $8 + n = 5$
- b) $n + 5 = 5$
- c) $8 - n = 5$
- d) $n - 8 = 5$

19. How many socks are needed for the four children?







- a) 16
- b) 8
- c) 6
- d) 4

20. There are 7 cats in a room. 3 are sleeping. The others are playing. How many cats are playing?

- a) 1
- b) 3
- c) 4
- d) 7

21. What should the next picture be?




- a) 
- b) 
- c) 
- d) 

Look at the calendar below then answer questions 22 and 23

AUGUST 2011						
SUNDAY	MONDAY	TUESDAY	WEDNESDAY	THURSDAY	FRIDAY	SATURDAY
	1	2	3	4	5	6
7	8	9	10	11	12	13
14	15	16	17	18	19	20
21	22	23	24	25	26	27
28	29	30	31			

22. Which day is the 17th of August?
- a) Sunday
 - b) Wednesday
 - c) Friday
 - d) Saturday
23. What will be the first day of the next month?
- a) Thursday
 - b) Sunday
 - c) Tuesday
 - d) Friday
24. What is the chance of Thursday coming before Tuesday in the same week?
- a) certain
 - b) maybe
 - c) imposible
 - d) likely
25. 5 tomato plants are in one row. 6 corn plants are in the same row. How many more corn plants are there than tomato plants?
- a) 1
 - b) 3
 - c) 6
 - d) 11

26. Which position is the stop sign in?



- a) 1st
- b) 2nd
- c) 3rd
- d) 4th

27. Which number is one more than 43?

- a) 41
- b) 42
- c) 44
- d) 45

28. Write 33 in words.

- a) thirty-three
- b) twenty- three
- c) thirteen
- d) three

SAMPLE END OF YEAR TEST – SECTION B

Grade One

Mathematics

Sample End of Year Test

Name: _____ Date: _____

SECTION B

ANSWER ALL QUESTIONS IN THIS SECTION

1. Draw the following plane shapes:

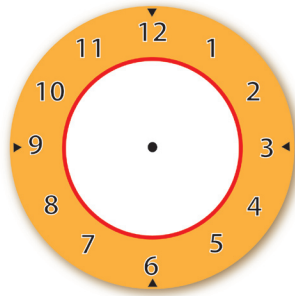
a) Rectangle

b) Triangle

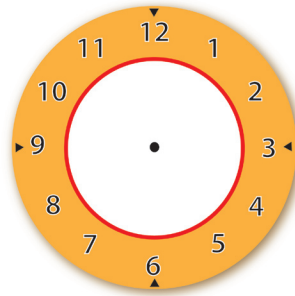
1 (mark)

1 (mark)

2. Show each time on the clock.

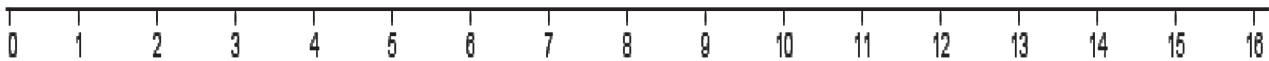


a) 5:00 (1mark)

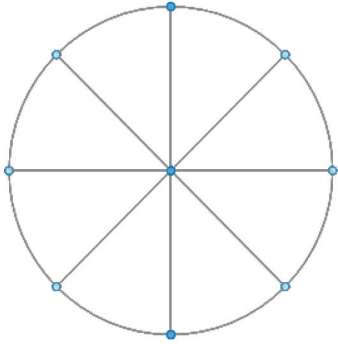


b) Half past 7 (1 mark)



3. Use the number line below to solve $4 + 9$. _____ (2 marks)



4. a) Shade a quarter of the shape below. (1 mark)




- b) How many $\frac{1}{2}$ are in the two shapes below? (2 marks)



There are _____ halves.

5. Look at the pictograph and answer the following questions.



- a) Which fruit is liked by most Grade 1 students? _____ 1 (mark)
- b) How many more students prefer Apples to Pineapples? _____ (1 mark)
- c) How many students are in Grade 1? _____ (1 mark)

SAMPLE END OF YEAR TEST – ANSWER SHEET

Answer Sheet Grade One Sample Test

1. C	15. C
2. B	16. B
3. B	17. D
4. A	18. C
5. D	19. B
6. A	20. C
7. A	21. B
8. C	22. B
9. C	23. A
10. D	24. C
11. B	25. A
12. B	26. D
13. C	27. C
14. A	28. A

GRADE TWO END OF YEAR SAMPLE TEST

TABLE OF SPECIFICATION: SECTION A

SECTION A – MULTIPLE CHOICE

Section A comprises 30 multiple-choice items covering the five strands of the curriculum. All items are weighted equally and together are worth 30 marks.

STRANDS	Simple Recall/ Knowledge	Use of Knowledge	Mathematical Reasoning	Total # of Items
Number	7 (Ques.3,14,18,19,23,25,27)	7 (Ques.1,2,13,16,17,21,24)	1 (Quest.28)	15
Measurement		4 (Ques. 4,5,9,15)	4 (Ques. 6, 12,29,30)	8
Geometry	2 (Ques. 7, 26)	1 (Ques. 22)	-	3
Algebra	-	1 (Ques. 20)	1 (Ques. 8)	2
Statistics	-	2 (Ques. ,10,11)	0	2
Total # of Items	9	15	6	30

TABLE OF SPECIFICATION: SECTION B

Section B comprises 6 structured questions covering all five strands of the curriculum. Students are required to answer all questions. Items are weighted equally and together are worth 20 marks.

SECTION B

STRANDS	Simple Recall/Knowledge	Use of Knowledge	Mathematical Reasoning	Total # of Marks
Number	-	3 (Ques. 5a, 5c, 6a)	4 (Ques.5b, 6b)	7
Measurement	2 (Ques. 3a, 3b)	2 (Ques. 3c)	-	4
Geometry	-	2 (Ques. 1)	-	2
Algebra	-	-	3 (Ques. 4)	3
Statistics	2 (Ques. 2a, 2b)	2 (Ques.2c, 2d)		4
Total # of Marks	4	9	7	20

SAMPLE END OF YEAR TEST – SECTION A

Grade Two

Mathematics

Sample End of Year Test

Name: _____ Date: _____

SECTION A

CIRCLE THE CORRECT ANSWER FOR EACH OF THE FOLLOWING.

1. Look at the number 195, what is the place value of the 9?
 - a) ones
 - b) tens
 - c) hundreds
 - d) thousands

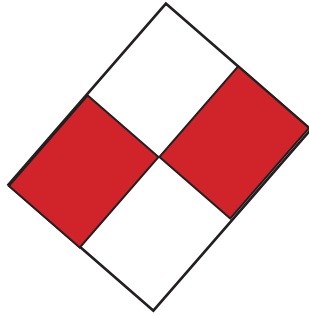
2. What fraction is shaded?

a) $\frac{1}{4}$

b) $\frac{1}{3}$

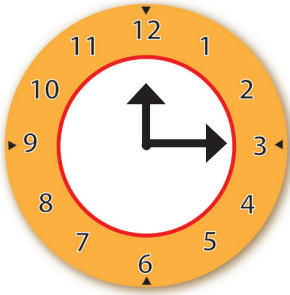
c) $\frac{1}{2}$

d) $\frac{2}{2}$



3. In the series 15, 20, 25, What would the next number be?
 - a) 20
 - b) 30
 - c) 35
 - d) 40

4. What time is shown on the clock?



- a) 12:15
- b) 1:15
- c) 12:30
- d) 12:03

Use the table below to answer questions 5 and 6.


July 2011						
Sunday	Monday	Tuesday	Wednesday	Thursday	Friday	Saturday
					1	2
3	4	5	6	7	8	9
10	11	12	13	14	15	16
17	18	19	20	21	22	23
24	25	26	27	28	29	30
31						

- 5. What date is the third Thursday of July?
 - a) 2th
 - b) 21st
 - c) 14th
 - d) 7th

- 6. On what day did the month of June end?
 - a) Monday
 - b) Tuesday
 - c) Thursday
 - d) Friday

7. What does the diagram show?


- a) an open path
- b) straight line
- c) a closed path
- d) a curve



8. $10 - \square = 3$, what is the value of \square ?

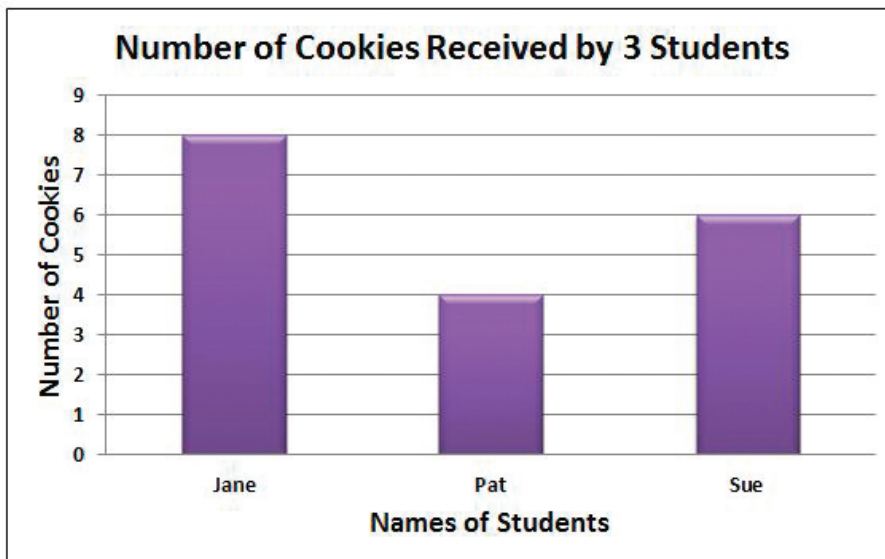
- a) 5
- b) 7
- c) 8
- d) 13

9. What is the approximate length of the line?



- a) 2 cm
- b) 5 cm
- c) 7cm
- d) 12cm

Use the graph below to answer questions 10 – 11.
The graph shows the number of cookies received by 3 students.






10. How many cookies did Jane receive?
- a) 4
 - b) 6
 - c) 8
 - d) 12
11. How many cookies were given out in all?
- a) 4
 - b) 6
 - c) 8
 - d) 18
12. Ron and Don are brothers. Ron weighs 42kg and Don weighs 48kg. How many kg more than Ron does Don weigh?
- a) 6kg
 - b) 42kg
 - c) 48kg
 - d) 90kg

13. What is $4\frac{1}{2}$ written as an improper fraction?
- a) $\frac{2}{9}$
 - b) $\frac{9}{2}$
 - c) $\frac{1}{2}$
 - d) $\frac{5}{2}$
14. 16 scouts are in a room. 7 scouts are asleep. How many scouts are awake?
- a) 23
 - b) 13
 - c) 10
 - d) 9
15. The game began at 4 o'clock and lasted for half an hour. At what time did it end?
- a) 5 o'clock
 - b) 4:30
 - c) 6 o'clock
 - d) 5:30
16. Three eggs cost \$45. A small bread costs \$58. What is the total cost for 3 eggs and 1 small bread?
- a) \$113
 - b) \$103
 - c) \$93
 - d) \$13

17. Mary has 12 cookies. She gives away one-quarter of her share. How many cookies did she give away?

- a) 9
- b) 6
- c) 4
- d) 3

18. What fraction of the set is shaded?



- a) $\frac{1}{4}$
- b) $\frac{3}{4}$
- c) $\frac{1}{12}$
- d) $\frac{1}{2}$

19. Insert the correct symbol to make the statement true.

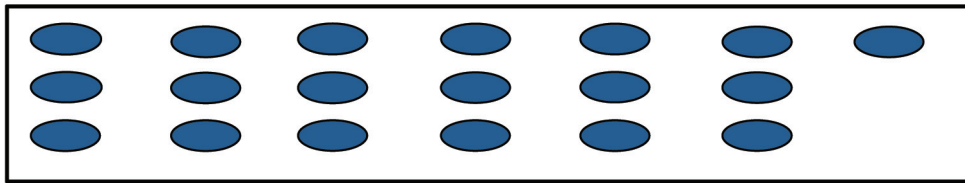
17 _____ 15

- a) =
- b) >
- c) <
- d) +

20. Sarah has 29 sweets in a bag. Suzan then gives her p number of sweets. She now has 44 sweets. How many sweets did Suzan give her?

- a) 15
- b) 19
- c) 25
- d) 73

21. The following can be written as:



Tens	Ones
1	6

a)

Tens	Ones
1	9

b)

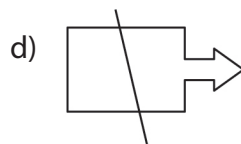
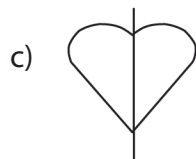
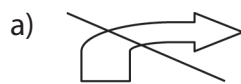
Tens	Ones
2	0

c)

Tens	Ones
9	1

d)

22. Which of the following shows line of symmetry?



23. What is the value of $\frac{1}{7} + \frac{3}{7}$?

- a) $\frac{4}{7}$
- b) $\frac{4}{14}$
- c) $\frac{2}{7}$
- d) $\frac{2}{14}$

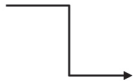



24. What is 145 written in expanded form?

- a) $100 + 4 + 50$
- b) $100 + 4 + 5$
- c) $100 + 40 + 5$
- d) $1 + 4 + 5$

25. Thomas has \$185. He spends \$ 25. How much money does he have left?

- a) \$155
- b) \$160
- c) \$165
- d) \$170

26. Which of the following shows a curved path?

- a) 
- b) 
- c) 
- d) 

27. Calculate the value of $\frac{8}{9} - \frac{6}{9}$

a) $\frac{14}{18}$

b) $\frac{2}{9}$

c) $\frac{14}{9}$

d) $\frac{2}{0}$

28. A cat has 1 nose and 4 legs. Two cats have 2 noses and 8 legs.



How many cats are there if there are 16 legs and 4 noses?

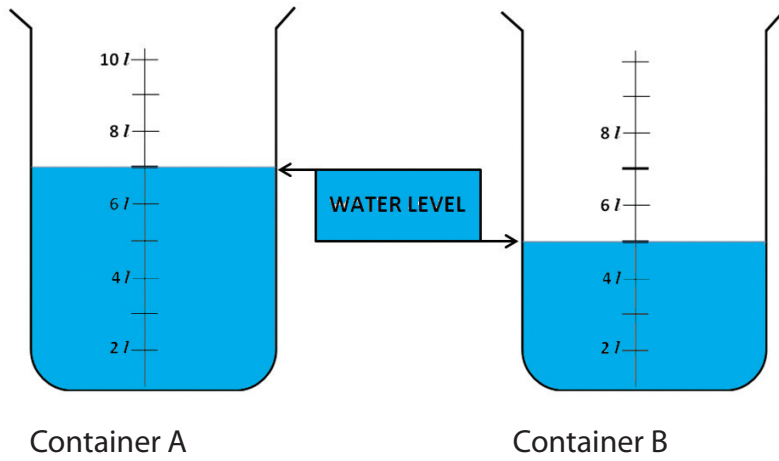
a) 20

b) 15

c) 6

d) 4

29.

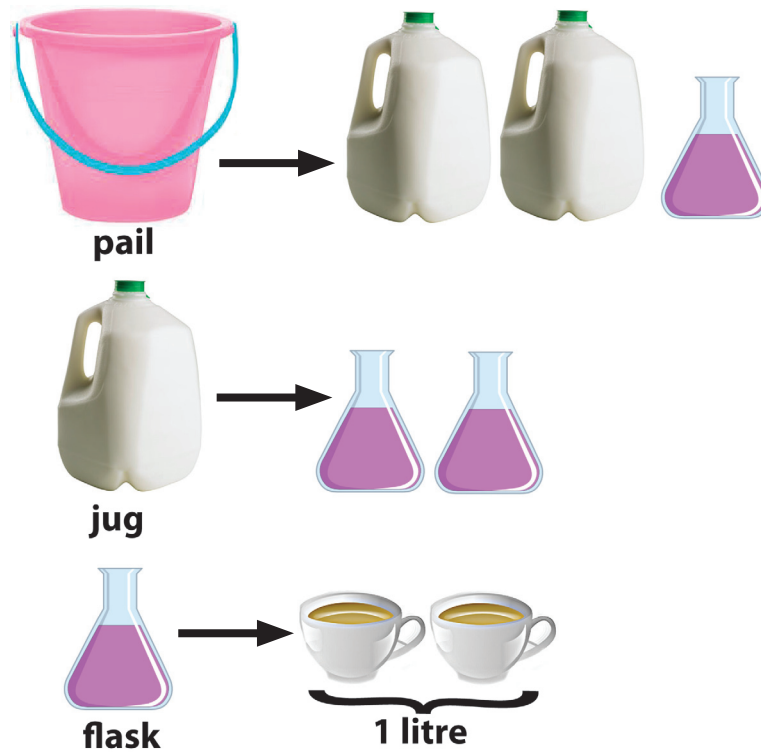


What is the total volume of water in both containers A and B?

- a) 10 L
- b) 11 L
- c) 12 L
- d) 14 L

30. The pail can hold _____ litres of water

- a) 3 litres
- b) 5 litres
- c) 7 litres
- d) 9 litres



SAMPLE END OF YEAR TEST – SECTION B

Grade Two

Mathematics

Sample End of Year Test

Name: _____

Date: _____

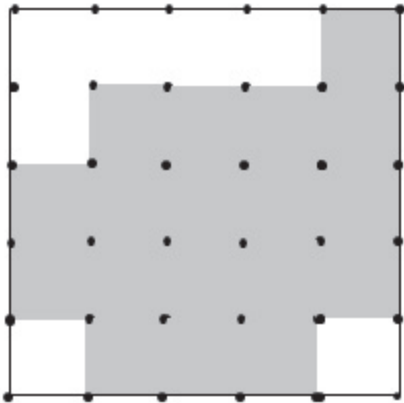
SECTION B

ANSWER ALL QUESTIONS IN THIS SECTION

1. Study the figure below.












a) How many  are on the figure below?

(1 mark)



b) How many more  are needed to complete the square? (1 mark)


2. The table shows the number of marbles that Shawn and Toni-Ann have. Answer the following questions from the table.

Shawn							
Toni-Ann							



represents 1 marble

- Shawn has _____ marbles. (1 mark)
 - Toni-Ann has _____ marbles. (1 mark)
 - Toni-Ann has _____ more marbles than Shawn. (1 mark)
 - How many marbles do they both have in all? _____ (1 mark)
3. Look at the pictures. Answer the questions.




- Who is 1 metre tall? _____ (1 mark)
- _____ is shorter than 1 metre (1 mark)
- _____ is shorter than _____ who is taller than _____. (2 marks)

4. Ben had n marbles. His friend Akeem gave him 15 more. He now has 29 marbles. How many marbles did Ben have before? _____ (3 marks)
5. If you have \$50, which two of the items below could you buy? _____



\$60



\$20



\$35



\$25

- a) I could buy _____ (1 mark)
- b) How much change would you have left from the \$50?
_____ (2 marks)
- c) Which two items could be bought for \$95?
_____ (1 mark)

6. Julia packs some cookies into some small and big boxes. She packs 5 cookies into each small box. She packs 2 more cookies into each big box than each small box.



- a) How many cookies does she pack into 2 small boxes? _____ (1 mark)
- b) How many cookies does she pack into 3 big boxes? _____ (2 marks)

SAMPLE END OF YEAR TEST – ANSWER SHEET

Answer Sheet Grade Two Sample Test

- | | | | |
|-----|---|-----|---|
| 1. | B | 16. | B |
| 2. | C | 17. | D |
| 3. | B | 18. | A |
| 4. | A | 19. | B |
| 5. | B | 20. | A |
| 6. | C | 21. | B |
| 7. | C | 22. | C |
| 8. | B | 23. | A |
| 9. | B | 24. | C |
| 10. | C | 25. | B |
| 11. | D | 26. | C |
| 12. | A | 27. | B |
| 13. | B | 28. | D |
| 14. | D | 29. | C |
| 15. | B | 30. | B |

GRADE THREE END OF YEAR SAMPLE TEST

TABLE OF SPECIFICATION: SECTION A

SECTION A – MULTIPLE CHOICE

Section A comprises 44 multiple choice items covering the five strands of the curriculum. All items are weighted equally and together are worth 44 marks.

STRANDS	Simple Recall/ Knowledge	Use of Knowledge	Mathematical Reasoning	Total # of Items
Number	4 (1,4, 5,8)	13 (2,3,6,7, 9,10,11,12, 13, 14,15, 16, 17)		17
Measurement	3 (19,26, 27)	6 (20,21,23,24,25,28)	1 (18)	10
Geometry	5 (22,29,30,31,32)	1 (33)		6
Algebra	-	5 (34,35,36,37, 38)		5
Statistics	-	6 (39,40,41 42, 43, 44)		6
Total # of Items	12	31	1	44

TABLE OF SPECIFICATION: SECTION B

SECTION B

Section B comprises 4 structured questions covering four of the five strands of the curriculum. Students are required to answer all questions. Questions are weighted differently giving a total of 16 marks.

STRANDS	Simple Recall/ Knowledge	Use of Knowledge	Mathematical Reasoning	Total # of Marks
Number		1 (Ques. 2a)	3 (Ques. 2b)	4
Measurement		4 (Ques.3a, 3b, 3c)		4
Geometry		4 (Ques. 4a, 4b, 4c)		4
Statistics		2+1+1 (Ques. 1a, 1b, 1c)		4
Total # of marks		13	3	16

SAMPLE END OF YEAR TEST – SECTION A

Grade Three

Mathematics

Sample End of Year Test

Name: _____ Date: _____

SECTION A

CIRCLE THE CORRECT ANSWER FOR EACH OF THE FOLLOWING.

1. What is the place value of 8 in the number 286?

- a) ones
- b) tens
- c) hundreds
- d) eights

2. What fraction is shaded?



- a) $\frac{1}{4}$
- b) $\frac{1}{3}$
- c) $\frac{1}{2}$
- d) $\frac{4}{4}$

3. What is 46 rounded off to the nearest 10?

- a) 40
- b) 45
- c) 47
- d) 50

4. What are the missing numbers in the following series 4, _____, _____, 10, 12, 14?

- a) 6, 8
- b) 8, 6
- c) 8, 9
- d) 5, 9

5. Which set has all odd numbers?

- a) {2, 4, 6}
- b) {3, 5, 7}
- c) {2, 3, 5}
- d) {3, 4, 7}

6. What is $\frac{1}{2}$ of 14 balls?



- a) 9 balls
- b) 8 balls
- c) 7 balls
- d) 6 balls

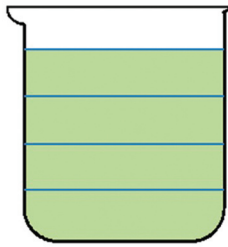
7. What is the expanded form of 235?

- a) $200 + 30 + 5$
- b) $200 + 3 + 5$
- c) $2 + 35 + 0$
- d) $2 + 3 + 5$


8. Which numbers come directly before and directly after 250?
- a) 250 and 251
 - b) 240 and 260
 - c) 249 and 251
 - d) 251 and 252
9. What is the value of $87 - 42$?
- a) 44
 - b) 45
 - c) 54
 - d) 55
10. Place the following numbers in order of size, from the smallest to the largest:
140, 110, 130, 120.
- a) 120, 110, 130, 140
 - b) 110, 120, 130, 140
 - c) 140, 110, 130, 120
 - d) 110, 130, 120, 140
11. What is the value of $648 \div 3$?
- a) 26
 - b) 212
 - c) 216
 - d) 2016
12. Peter bought a cake and shared it with his friends. He gave Roy $\frac{5}{8}$ and took $\frac{2}{8}$ for himself.
What fraction of the cake was shared between the two boys?
- a) $\frac{3}{8}$
 - b) $\frac{1}{8}$
 - c) $\frac{7}{16}$
 - d) $\frac{7}{8}$

13. What is the value of 205×3 ?
- a) 208
 - b) 605
 - c) 615
 - d) 6015
14. Ms Hall bought 39 sweets for her class. How many dozen sweets can she get from this total?
- a) 2
 - b) $2 \frac{1}{2}$
 - c) $3 \frac{1}{4}$
 - d) 4
15. What is the value of the underlined digit in the number 6, 753?
- a) 5 ones
 - b) 5 tens
 - c) 5 hundreds
 - d) 5 thousands
16. The grade 3 students at Harris Primary School read 5,859 books. The grade 4 students read 8,329 books. How many more books did the grade 4 students read than the grade 3 students?
- a) 2,470
 - b) 2,480
 - c) 3,530
 - d) 3,540
17. Claude had 32 plums. He gave Christine 14 and then bought 9 more plums. How many plums does Claude now have?
- a) 9
 - b) 27
 - c) 37
 - d) 55

18. The container below can hold 1 cup of juice. How many $\frac{1}{8}$ cups are needed to fill the container?

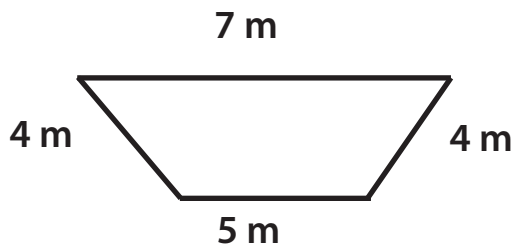


1 cup




$\frac{1}{8}$ cup

- a) 2
 - b) 4
 - c) 6
 - d) 8
19. Which of the following instruments is used to measure mass?
- a) thermometer
 - b) measuring cup
 - c) balance scale
 - d) clock
20. What is the perimeter of the figure shown?



- a) 12m
- b) 13m
- c) 16m
- d) 20m

21. What time is the clock showing below?



- a) Quarter past 3
- b) Quarter to 3
- c) Quarter past 1
- d) 3 past 1

22. Which of the following signs has the shape of a pentagon?



23. Pamela is 3 years older than Nicholas. How old will Pamela be when Nicholas is 8 years old?

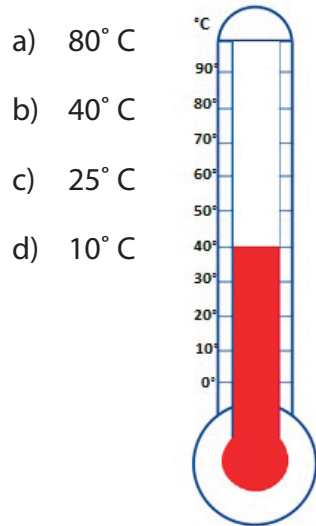
- a) 11 years old
- b) 8 years old
- c) 5 years old
- d) 3 years old

The calendar below shows that Mark and Marsha celebrated their birthday on July 11, 2009. Use the calendar to answer questions 24 – 25.

July 2009						
SUN	MON	TUE	WED	THUR	FRI	SAT
		1	2	3	4	5
6	7	8	9	10	11	12
13	14	15	16	17	18	19
20	21	22	23	24	25	26
27	28	29	30	31		

24. How old is Mark if he was born on July 11, 1995?
- a) 12 years old
 - b) 13 years old
 - c) 14 years old
 - d) 15 years old
25. If Mark was born 1994 and Marsha was born 1996. How much older is Mark than Marsha?
- a) 1 year older
 - b) 2 years older
 - c) 3 years older
 - d) 4 years older
26. Mother bought the following items at the store: milk, rope, chicken and egg. Which of the items would be most likely measured in litres?
- a) milk
 - b) rope
 - c) chicken
 - d) egg

27. Which of the temperatures below matches the picture?



28. Which is the most appropriate unit that Paula can use to measure the length of a pencil?





- a) cm
- b) m
- c) Hm
- d) Km

29. Which of the following statements is true about the shape below?

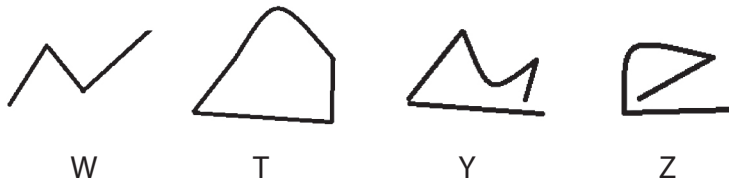


- a) The shape has 4 acute angles.
- b) The shape has 2 acute angles and 2 right angles.
- c) The shape has 4 right angles.
- d) The shape has 2 acute angles and 2 obtuse angles.

30. Which of the following is a ray?

- a) 
- b) 
- c) 
- d) 

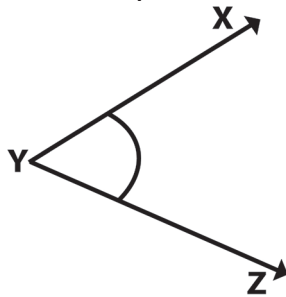
31. Which diagram shows a closed path?







- a) W
- b) T
- c) Y
- d) Z

32. What is the name of the angle below?

- a) $\angle YXZ$
- b) $\angle ZXY$
- c) $\angle XYZ$
- d) $\angle XZY$



33. Which figure has the greatest number of acute angles?

- a) 
- b) 
- c) 
- d) 

34. If $P = 7$, what is the value of $67 - P$?

- a) 6
- b) 7
- c) 60
- d) 74

35. If $m = 43$, then $m + m =$

- a) 67
- b) 68
- c) 86
- d) 4343

36. If $\square = 8$, which of the following number sentences is true?

- a) $\square - 5 = 12$
- b) $20 + \square = 25$
- c) $18 - \square = 10$
- d) $\square + 6 = 15$

37. If $p + 4 = 12$, what is p ?

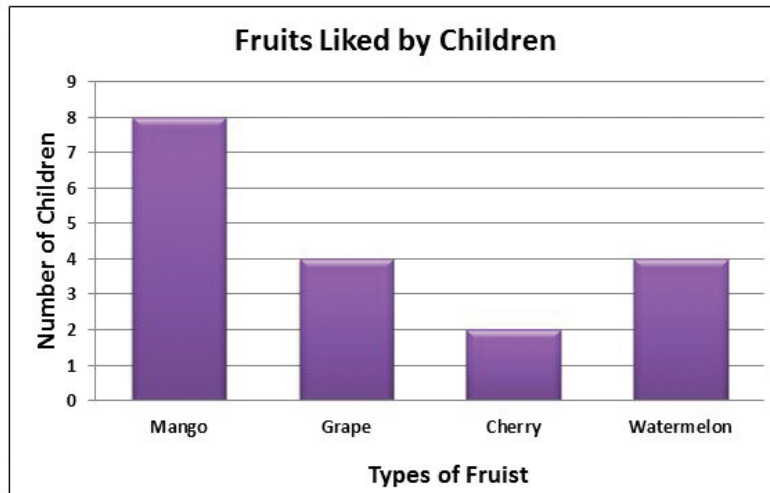
- a) 3
- b) 8
- c) 16
- d) 48

38. Which of the following numbers would complete the number sentence?

$$8 + \square = 3 \times 5$$

- a) 16
- b) 7
- c) 5
- d) 3

Observe the graph below. Use it to answer question 39.



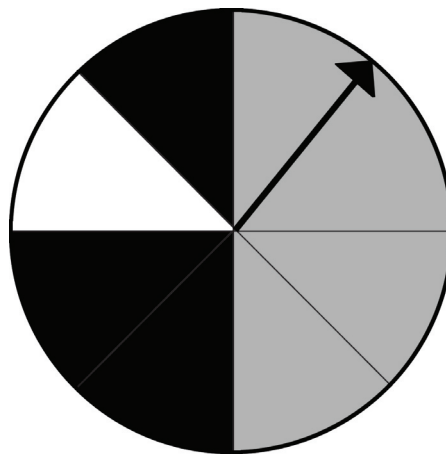
39. How many students enjoyed grape more than cherry?
- a) 2
 - b) 4
 - c) 6
 - d) 8
40. Timmy has 5 red buttons, 4 blue buttons and 3 black buttons in a bag. What is the chance of him pulling out a red button?
- a) certain
 - b) impossible
 - c) equally likely
 - d) not likely

The table below shows the number of students who liked chicken, beef and cheese patties. Use it to answer questions 41 and 42.

Patties	Number of Students
Chicken	☺☺☺
Beef	☺☺☺☺☺
Cheese	☺☺☺☺☺☺

Key ☺ represents 2 students

41. How many students liked cheese patties?
- 5
 - 6
 - 10
 - 11
42. How many students liked beef patties more than chicken patties?
- 4
 - 5
 - 6
 - 7
43. Look at the wheel below and answer the question which follows. If you spin the wheel, the arrow is _____ to land on the white than the black.
- certain
 - most likely
 - less likely
 - equally likely







Use the information below to answer question 44.

The table below shows the number of pencils bought by four classes over a month.





Classes	Number of pencils sold
Grade 3A	16
Grade 3B	20
Grade 3C	12

44. Which of the pictographs shows the same information?





a)

Classes	Number of pencils sold
Grade 3A	
Grade 3B	
Grade 3C	
 = 3 pencils	





b)

Classes	Number of pencils sold
Grade 3A	
Grade 3B	
Grade 3C	
 = 2 pencils	

c)

Classes	Number of pencils sold
Grade 3A	
Grade 3B	
Grade 3C	
 = 5 pencils	

d)

Classes	Number of pencils sold
Grade 3A	
Grade 3B	
Grade 3C	
 = 4 pencils	

SAMPLE END OF YEAR TEST – SECTION B



Grade Three Mathematics Sample End of Year Test

Name: _____ Date: _____

SECTION B

ANSWER ALL QUESTIONS IN THIS SECTION

1. Pam kept a score of the different colours of the cars that passed her house.
- a) Examine and complete the tally table for Pam. (2 marks)

Colour Cars	Tally	Number
White		
Grey		11
Black		

- b) Which colour car passed Pam’s house the most number of times? _____
(1mark)
- c) Which colour car passed Pam’s house the least number of times? _____
(1mark)
2. Timmy went to the store and saw these items for sale.



- a) How much would Timmy pay for 2 caps and a pair of shorts?(show all working)
- _____ (1mark)
- b) Timmy wants to buy a pair of sneakers and 2 other items out of \$350. What are these items and how much change will he receive after buying these items?
- _____ (3marks)

3. Look at the calendar and complete the statements below.

MARCH						
Sun	Mon	Tue	Wed	Thurs	Fri	Sat
			1	2	3	4
5	6	7	8	9	10	11
12	13	14	15	16	17	18
19	20	21	22	23	24	25
26	27	28	29	30	31	

- a) The last day of the previous month was a _____ (2 marks)
- b) The second day of April will be a _____ (1 mark)
- c) There are _____ school days in March. (1 mark)

4. Draw sketches to show the following figures:

- a) Line segment LM (1 mark)
- b) Rays PQ and PS meeting at point 'P'. (2 marks)
- c) A right angle. (1 mark)

SAMPLE END OF YEAR TEST – ANSWER SHEET

Answer Sheet Grade Three Sample Test

- | | |
|-------|-------|
| 1. B | 23. A |
| 2. C | 24. C |
| 3. D | 25. B |
| 4. A | 26. A |
| 5. B | 27. B |
| 6. C | 28. A |
| 7. A | 29. C |
| 8. C | 30. A |
| 9. B | 31. B |
| 10. B | 32. C |
| 11. C | 33. D |
| 12. D | 34. C |
| 13. C | 35. C |
| 14. C | 36. C |
| 15. B | 37. B |
| 16. A | 38. B |
| 17. B | 39. A |
| 18. D | 40. A |
| 19. C | 41. D |
| 20. D | 42. B |
| 21. C | 43. C |
| 22. D | 44. D |

GRADE FOUR END OF YEAR SAMPLE TEST

TABLE OF SPECIFICATION: SECTION A

SECTION A – MULTIPLE CHOICE

Section A comprises 45 multiple-choice items covering the five strands of the curriculum. All items are weighted equally and together are worth 45 marks.

STRANDS	Simple Recall/ Knowledge	Use of Knowledge	Mathematical Reasoning	Total # of Items
Number	2 (Ques. 6,13)	16 (Ques. 1, 2, 3, 4, 5, 8, 10, 12,14,15,16,17,19, 20, 21, 22)	4 (Ques. 7, 9, 11, 18)	22
Measurement	2 (Ques. 26, 31)	5 (Ques. 23, 24, 25, 29, 30)	2 (Ques. 27, 28)	9
Geometry	2 (Ques.32, 33)	3 (Ques. 34, 35, 36)	-	5
Algebra	-	3 (Ques. 37, 38, 39)	1 (Ques. 45)	4
Statistics	-	5 (Ques. 40, 41, 42, 43, 44)	-	5
Total # of Marks	6	32	7	45

TABLE OF SPECIFICATION: SECTION B

SECTION B

Section B comprises 5 structured questions covering all five strands of the curriculum. Students are required to answer all questions. Questions are weighted differently giving a total of 15 marks.

STRANDS	Simple Recall/ Knowledge	Use of Knowledge	Mathematical Reasoning	Total # of Marks
Number	-	2 (Ques. 1b)	2 (Ques. 1a, 1c)	4
Measurement	-		3 (Ques. 2a, 2b)	3
Geometry	-	2 (Ques. 3a, 3b)	-	2
Algebra	-	3 (Ques. 4a, 4b)	-	3
Statistics	-		3 (Ques. 5a, 5b)	3
Total # of Marks		7	8	15

SAMPLE END OF YEAR TEST – SECTION A

Grade Four

Mathematics

Sample End of Year Test

Name: _____ Date: _____

SECTION A

CIRCLE THE CORRECT ANSWER FOR EACH OF THE FOLLOWING.

1. What is the value of: $5\,674 + 238$?

- a) 5 912
- b) 5 812
- c) 5 802
- d) 5 192

2. What is the value of: 124×3 ?

- a) 127
- b) 172
- c) 367
- d) 372

3. What is the value of: $728 \div 7$?

- a) 14
- b) 71
- c) 104
- d) 701

4. What is the value of: $2\,489 + 1\,678$?

- a) 3 057
- b) 4 067
- c) 4 167
- d) 5 157

5. What is the value of $3\frac{2}{8} + 2\frac{3}{8}$?

- a) $5\frac{5}{8}$
- b) $5\frac{3}{8}$
- c) $\frac{5}{8}$
- d) $1\frac{5}{8}$

6. Which of the following has the greatest value?

- a) 2 133
- b) 2 331
- c) 3 312
- d) 3 321

7. Which of these numbers is closest to 1?

- a) $\frac{3}{4}$
- b) $\frac{3}{2}$
- c) $\frac{1}{8}$
- d) $1\frac{1}{8}$

8. What is the value of $\frac{2}{3} \times 12$?
- a) 4
 - b) 8
 - c) 18
 - d) 24
9. Grade four students are going on an excursion to Dolphin's Cove. Each student is required to pay \$375 and adults \$475 to enter. There are 98 students and 7 adults. How much money did the owners of Dolphin's Cove collect?
- a) \$36,750
 - b) \$40,075
 - c) \$46,550
 - d) \$49,175
10. Which is not an equivalent fraction for $\frac{1}{8}$?
- a) $\frac{3}{24}$
 - b) $\frac{4}{32}$
 - c) $\frac{2}{16}$
 - d) $\frac{4}{24}$

Lunch Time	
Patty	\$80
Soup	\$50
Hot Dog	\$85
Bun & Cheese	\$90
Soda	\$40

11. Mark went to the school's canteen to buy lunch, he had \$170. What could he buy for lunch?
- patty, soup and hot dog
 - soup, hot dog and soda
 - patty, soup and soda
 - bun & cheese, soup and soda
12. Carmen has 34 cards. Her friend has 3 times her number of cards. How many cards does her friend have?
- 37
 - 64
 - 102
 - 136
13. Which statement is true?
- The only factors of 8 are 1 and 8
 - The only factors of 9 are 1 and 9
 - The only factors of 10 are 1 and 10
 - The only factors of 11 are 1 and 11
14. Which of the following numbers when rounded off to the nearest thousand is 70 000?
- 69 499
 - 69 549
 - 70 501
 - 70 980

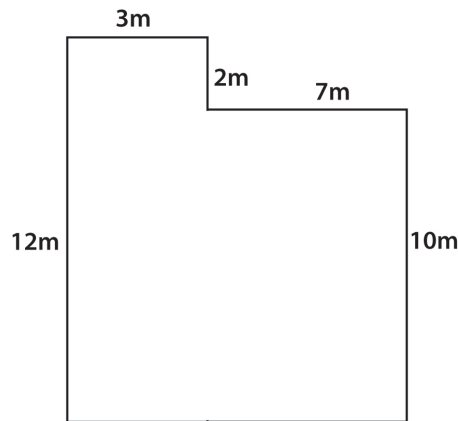
15. Four girls want to play netball, two girls play volleyball and six girls play baseball. What fraction of the girls plays netball?
- a) $\frac{1}{6}$
 - b) $\frac{1}{2}$
 - c) $\frac{1}{4}$
 - d) $\frac{1}{3}$
16. There are 44 vases to be placed on 7 tables. What is the most number of vases that can be equally placed on a table?
- a) 4
 - b) 5
 - c) 6
 - d) 7
17. Peter's lunch box weighs $3\frac{1}{3}$ kg. When he removes his water bottle, the lunch box weighs $2\frac{3}{8}$ kg. How much does Peter's water bottle weigh?
- a) $\frac{23}{24}$
 - b) $2\frac{1}{24}$
 - c) $2\frac{3}{8}$
 - d) $2\frac{23}{24}$

18. Paul has fifteen \$20 coins and Pamela has twenty \$10 coins.
How much more money than Pamela does Paul have?
- a) \$10
 - b) \$100
 - c) \$200
 - d) \$300
19. How many $\frac{1}{3}$ are there in 2 wholes?
- a) 6
 - b) 3
 - c) $\frac{3}{2}$
 - d) $\frac{2}{3}$
20. Write $\frac{17}{6}$ as a mixed number?
- a) $2\frac{7}{6}$
 - b) $2\frac{1}{6}$
 - c) $2\frac{5}{6}$
 - d) $2\frac{6}{5}$
21. Which of the following shows twenty five and five hundredths written as a decimal?
- a) 2.25
 - b) 25.05
 - c) 25.50
 - d) 5.25

22. At Hills Primary School there were 145 students. At the end of June 2010, 33 grade six students graduated and at the beginning of September 2010, 25 grade one students joined the school. How many students are now at the school?

- a) 120
- b) 112
- c) 137
- d) 153

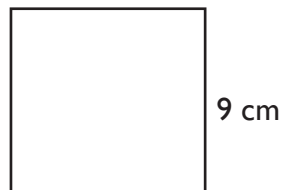
23. Brandon made a drawing of his bedroom but forgot to fill in one of the measurements. What is the perimeter of the room?



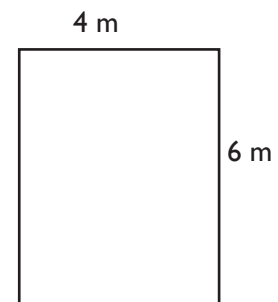
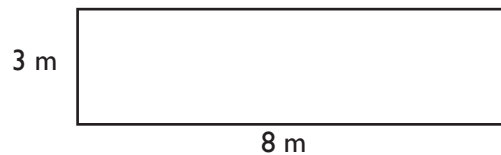
- a) 22m
- b) 34m
- c) 44m
- d) 54m

24. A square has sides with lengths 9cm. What is area of the square?

- a) 18cm^2
- b) 36cm^2
- c) 49cm^2
- d) 81cm^2



25. These two rectangles have:



- a) the same area and a different perimeter.
- b) the same area and the same perimeter.
- c) the same perimeter and a different area.
- d) a different area and a different perimeter.

26. Which clock shows that the time is a quarter to nine?

a) 9:45

b) 8:15

c) 9:15

d) 8:45

27. Ben goes to music lesson at 6:30 p.m. He gets home from school at 3:30 p.m. He played for 30 minutes, completed homework for 1 hour and had dinner for 50 minutes. How much time does he have after dinner and before music class to do his chores?



a) 30 minutes

b) 40 minutes

c) 50 minutes

d) 60 minutes

28. What is the length of the comb in cm?



- a) 4 cm
- b) 8 cm
- c) 12 cm
- d) 14 cm

29. The length of a piece of wood is 450cm. Express this length in metres (m).

- a) 45 000 m
- b) 4 500 m
- c) 45 m
- d) 4.5 m

Use the table to answer question 30.

The table below shows the average temperature for April in different countries.

Country	Temperature in °C
St.Vincent	32
Canada	-4
Panama	34
Argentina	22
Egypt	29
England	6

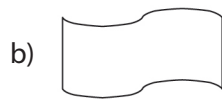
30. Which of the above countries has a temperature that is 5°C cooler than 27°C?

- a) Argentina
- b) Panama
- c) St. Vincent
- d) Egypt



31. Which unit could be used to measure the amount of medicine in a bottle?

- a) millilitres
- b) gram
- c) litres
- d) kilogram

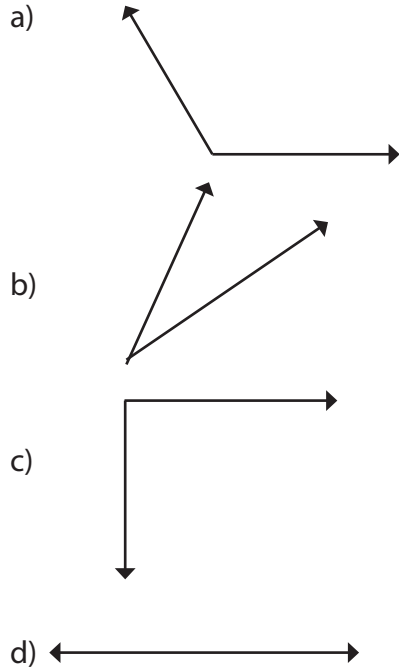
32. Which of the following shape is symmetrical?



33. Which of the following represents a line segment?



34. Which of the following shows an angle that is less than a right angle?



35. Which triangle has 2 equal angles with 2 equal opposite sides?

- a) right angled triangle
- b) scalene triangle
- c) equilateral triangle
- d) isosceles triangle

36. Which quadrilateral has opposite sides equal and 4 right angles?







- a) kite
- b) rectangle
- c) rhombus
- d) trapezium

37. Mr. Shaw has 8 cars in the car mart. He sold b number of the cars. How many cars does he now have in the car mart?

- a) $b - 8$
- b) $8 + b$
- c) $8 - b$
- d) $b + 8$

38. If $x + y = 12$ and $x = 4$, what is the value of y ?
- a) 16
 - b) 8
 - c) 6
 - d) 3
39. Which number is represented by n , when $8 \times n = 128$?
- a) 11
 - b) 14
 - c) 16
 - d) 19
40. Peter has a bag with 8 red marbles, 4 blue marbles, 5 green marbles, and 9 yellow marbles all of the same size. If he pulls out 1 marble without looking, which colour is he most likely to pull out?
- a) red
 - b) blue
 - c) yellow
 - d) green

The table below shows the different types of books sold in one month.
Use it to answer items 41 and 42.

Magazines	
Puzzles	
Mathematics	
Comics	
KEY	 = 10 books  = 5 books

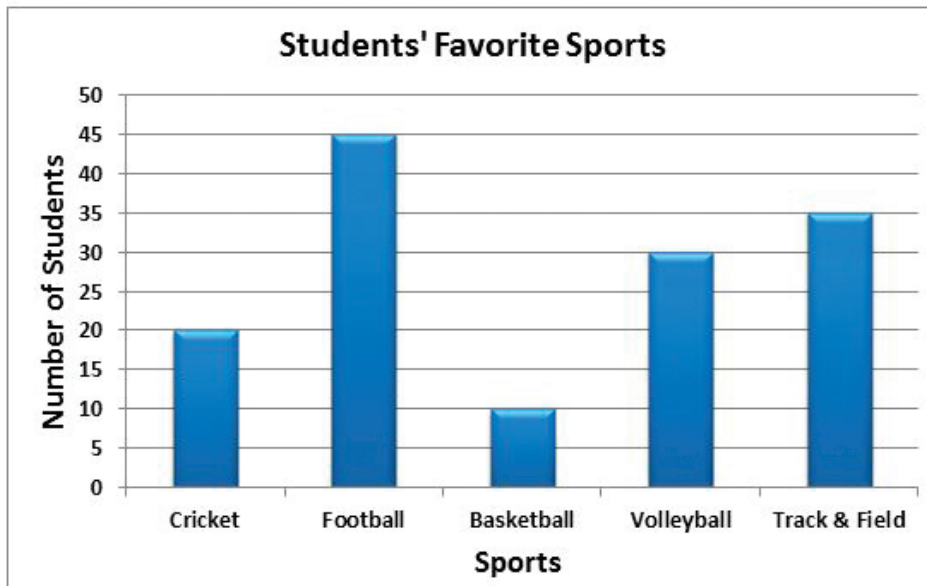
41. Which two types of books were sold the most?

- a) magazines and puzzles
- b) puzzles and comics
- c) magazines and mathematics
- d) magazines and comics

42. How many puzzles and magazines were sold?

- a) 55
- b) 100
- c) 105
- d) 110

The graph below shows the favourite sports for students in a sports club. Use it to answer items 43 and 44.



43. How many students are in the club?

- a) 110
- b) 120
- c) 130
- d) 140

44. Which sport was liked by 35 students?

- a) cricket
- b) football
- c) track and field
- d) volleyball

45. Andrew used a table to show how much money he saved compared to how much money he received. If **P** represents the amount of money received, which expression states the rule used to determine the amount Andrew saved?

Money received	12	23	31	34
Money saved	7	18	26	29

- a) $P \div 5$
- b) $P + 5$
- c) $P \times 5$
- d) $P - 5$

SAMPLE END OF YEAR TEST – SECTION B

Grade Four

Mathematics

Sample End of Year Test

Name: _____ Date: _____

SECTION B

ANSWER ALL QUESTIONS IN THIS SECTION

1. Gina read $\frac{1}{3}$ of a book on Monday. She read $\frac{3}{5}$ of the remaining pages the next day. She completed reading the book on Wednesday. If the book consisted of 168 pages:

a) How many pages did she read on Monday? (1 mark)

b) What fraction of the book was read on Monday and Tuesday? (2 marks)

c) How many pages did she read on Wednesday? (1 mark)

2. If a cup holds 250ml of water.



250ml



$2\frac{1}{2}$ L

a). How many cups of water can be used to fill a $2\frac{1}{2}$ L jug? (1 mark)

b) How many millilitres of water is needed to fill a $2\frac{1}{2}$ L jug? (2 marks)

3. Draw two intersecting lines.

a) Label one line AB, the other line CD and the point of intersecting O (1 mark)

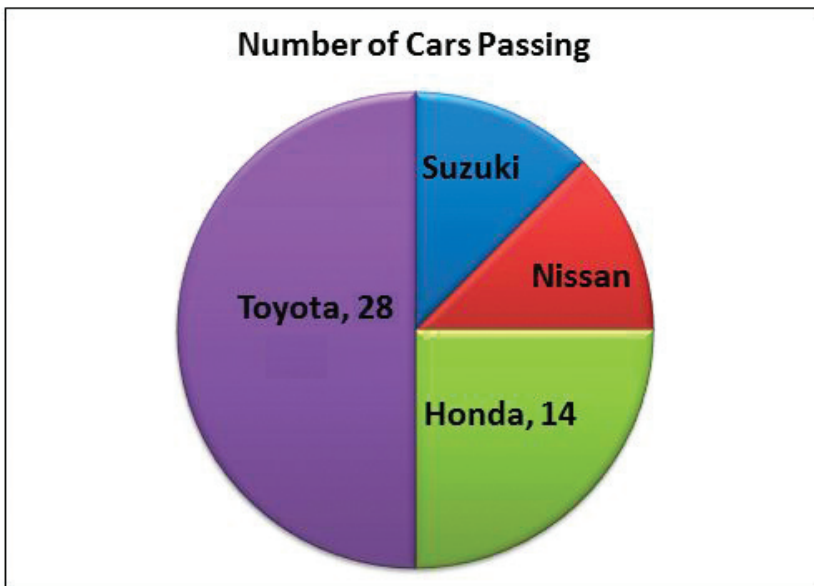
b) Name two angles which are opposite angles (1 mark)

4. To make the football team, Lenny needs to complete 32 hours of training. He has already received 18 hours of training.

a) Write an equation to show the total number of training hours Lenny needs to complete to make the team. (1 mark)

b) Use the equation in (a) to find out how many hours Lenny needs to make the team. (2 marks)

5. Janelle sat at her gate and counted different types of cars that passed by.



a) How many Suzuki cars did she count? (1 mark)

b) How many cars passed Janelle's gate? (2 marks)

SAMPLE END OF YEAR TEST – ANSWER SHEET

Answer Sheet Grade Four Sample Test

- | | |
|-------|-------|
| 1. A | 24. D |
| 2. D | 25. A |
| 3. C | 26. D |
| 4. C | 27. B |
| 5. A | 28. B |
| 6. D | 29. D |
| 7. D | 30. A |
| 8. B | 31. A |
| 9. B | 32. C |
| 10. D | 33. C |
| 11. C | 34. B |
| 12. C | 35. D |
| 13. D | 36. B |
| 14. B | 37. C |
| 15. D | 38. B |
| 16. C | 39. C |
| 17. A | 40. C |
| 18. B | 41. B |
| 19. A | 42. C |
| 20. C | 43. D |
| 21. B | 44. C |
| 22. C | 45. D |
| 23. C | |

GRADE FIVE END OF YEAR SAMPLE TEST

TABLE OF SPECIFICATION: SECTION A

SECTION A – MULTIPLE CHOICE

Section A comprises 44 multiple-choice items covering the five strands of the curriculum. All items are weighted equally and together are worth 44 marks.

STRANDS	Simple Recall/ Knowledge	Use of Knowledge	Mathematical Reasoning	Total # of Items
Number	2 (9,10)	14 (1, 2, 3, 4, 5, 6, 7, 8,11,12,13,15,16,17)	3 (14, 18, 19)	19
Measurement	5 (20, 21, 23, 24, 29)	4 (25, 26, 27, 28)	1 (22)	10
Geometry	1 (32)	1 (30)	1 (31)	3
Algebra	1 (33)	1 (35)	1 (34)	3
Statistics	2 (40, 41)	7 (36, 37, 38, 39, 42, 43, 44)	-	9
Total # of Items	11	27	6	44

TABLE OF SPECIFICATION: SECTION B

SECTION B

Section B comprises 5 structured questions covering four of the five strands of the curriculum. Students are required to answer all questions. Questions are weighted differently giving a total of 16 marks.

STRANDS	Simple Recall/ Knowledge	Use of Knowledge	Mathematical Reasoning	Total # of Marks
Number	-	3 (1a, 1b, 1c)	3 (2a)	6
Measurement	-	2 (3a, 3b)	2 (3c)	4
Geometry	1 (5a)		2 (5b)	3
Algebra	-	1 (4a)	2 (4b)	3
Statistics	-	-	-	-
Total # of marks	1	6	9	16

SAMPLE END OF YEAR TEST – SECTION A

Grade Five

Mathematics

Sample End of Year Test

Name: _____ Date: _____

SECTION A

CIRCLE THE CORRECT ANSWER FOR EACH OF THE FOLLOWING.

1. Which best represents four thousand, three hundred and three?
 - a) 453
 - b) 4033
 - c) 4303
 - d) 40003003
2. What is the value of $21.34 + 378.15 + 3.01$?
 - a) 302.50
 - b) 392.50
 - c) 402.50
 - d) 492.50
3. Which best describes the set $\{2, 3, 5, 7, 11 \dots\}$?
 - a) odd numbers
 - b) even numbers
 - c) fractional numbers
 - d) prime numbers
4. What is the value of 486×37 ?
 - a) 18042
 - b) 17982
 - c) 17980
 - d) 17882

5. Round off to the nearest hundredth: 29.909.
- a) 29.908
 - b) 29.910
 - c) 29.918
 - d) 30.908
6. What is the value of $4007 - 3984$?
- a) 13
 - b) 23
 - c) 123
 - d) 133
7. Which of the following represents 5^3 ?
- a) $5 \times 5 \times 5$
 - b) $5 + 5 + 5$
 - c) 5×3
 - d) $3 \times 3 \times 3 \times 3 \times 3$
8. Express $\frac{4}{5}$ as a decimal number.
- a) 0.4
 - b) 0.45
 - c) 0.6
 - d) 0.8
9. What is the least common multiple for 12 and 8?
- a) 4
 - b) 12
 - c) 24
 - d) 48
10. Study shows that there are over 2 034 651 stars in the galaxy. What is the value of the 3 in this number?
- a) three thousand
 - b) thirty thousand
 - c) thirty four thousand
 - d) three hundred thousand

11. What is the value of $3\frac{3}{4} - 2\frac{1}{4}$?

a) $1\frac{1}{2}$

b) $1\frac{3}{4}$

c) $2\frac{1}{4}$

d) $2\frac{3}{4}$

12. What is the value of $2\frac{1}{3} + 4\frac{1}{2}$?

a) $6\frac{1}{6}$

b) $6\frac{1}{5}$

c) $6\frac{2}{5}$

d) $6\frac{5}{6}$

13. What is the value of $\frac{1}{3} \times \frac{1}{2}$?

a) 6

b) $\frac{1}{6}$

c) $\frac{5}{30}$

d) $\frac{1}{5}$

14. Mr. Phillips needs $2\frac{1}{3}$ m of fabric to make a shirt.

How many similar shirts can be made from 35m of material?

a) 37 shirts

b) 15 shirts

c) 18 shirts

d) 32 shirts

15. Express 3.25 as a fraction in its lowest term?

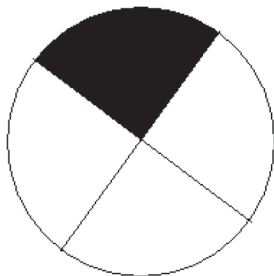
- a) $3\frac{1}{4}$
- b) $3\frac{3}{4}$
- c) $3\frac{1}{2}$
- d) $3\frac{2}{5}$

16. What is the product of 123 and 2.8?

- a) 3.444
- b) 34.44
- c) 344.4
- d) 3444

Use the diagram to answer question 17

17. If the shaded portion of the circle represents 17 students.
How many students are there in all?



- a) 17
 - b) 34
 - c) 51
 - d) 68
18. Three students collected 2 153 counters. One collected 635 and another collected 819.
How many counters did the third student collect?
- a) 699
 - b) 729
 - c) 1434
 - d) 1719

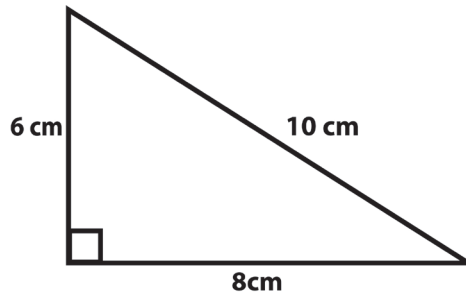
19. Claudia wants to pack 206 oranges into some boxes.
What is the minimum number of boxes that she needs if each box can hold 12 oranges?
- a) 19
 - b) 18
 - c) 17
 - d) 16
20. Which unit would you use to measure the following items: water, milk and soda?
- a) metre
 - b) kilogram
 - c) grams
 - d) litre
21. Which of the following shows another way of writing 6 kilolitres?
- a) 60 L
 - b) 600 L
 - c) 6000 L
 - d) 60000L
22. A tree was 5.4 m tall 5 years ago. It grows an average height of 25 cm every year.
How tall is the tree now?
- a) 5.65 m
 - b) 6.29 m
 - c) 6.65 m
 - d) 7.9 m
23. Which of the following is associated with the prefix centi?
- a) 100
 - b) 0.01
 - c) 0.001
 - d) 0.1

24. Marian bought 1 kg and 800 g of flour on Monday, while on Tuesday she bought 3 kg and 300g. What was the total amount of flour she bought?

- a) 3kg 500g
- b) 4kg 100g
- c) 4 kg 500g
- d) 5kg 100g

25. How would you find the area of the triangle below?

- a) $6 \times 8 \text{ m}^2$
- b) $\frac{6 \times 8}{2} \text{ m}^2$
- c) $6 \times 8 \times 2 \text{ m}^2$
- d) $6 \times 8 \times 10 \text{ m}^2$



26. How many millimetres are equivalent to 30 centimetres?

- a) 3 mm
- b) 30 mm
- c) 300 mm
- d) 3000 mm

27. The temperature in Canada was 10°C below zero. The next morning it was 17°C below zero. What is the difference in the temperature?

- a) 7°C
- b) 3°C
- c) -7°C
- d) -3°C

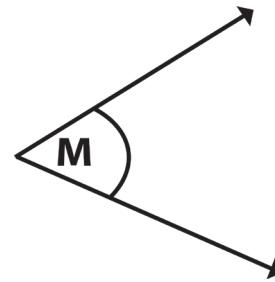
28. In the diagram below, side WX measures 14 cm. Side XZ is half the length of side WX. What is the perimeter of the shape?

- a) 14 cm
- b) 28 cm
- c) 42 cm
- d) 56 cm



29. What is the best estimate of the Angle M?

- a) less than 90°
- b) equal to 90°
- c) greater than 90° but less than 180°
- d) greater than 180° but less than 360°



30. Which of the following sets of interior angle measurements would most likely be that of an isosceles triangle?

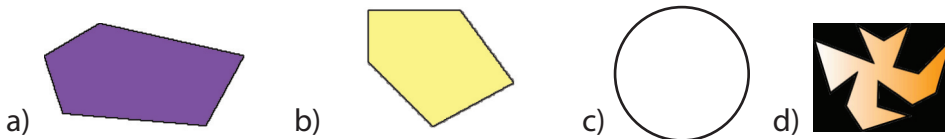
- a) $90^\circ, 45^\circ, 45^\circ$
- b) $60^\circ, 60^\circ, 60^\circ$
- c) $100^\circ, 30^\circ, 50^\circ$
- d) $120^\circ, 20^\circ, 40^\circ$

31. Which statement about the trapezoid is true?



- a) the trapezoid has 3 acute angles
- b) the trapezoid has 4 sides that are parallel
- c) the trapezoid has 2 right angles
- d) the trapezoid has 2 obtuse angles

32. Which of these shapes is NOT an example of a polygon?



33. Which expression represents the product of n and 25?

- a) $25n$
- b) $25 - n$
- c) $25 + n$
- d) $25 \div n$

34. Which situation best describes the expression $4 + x$?
- a) 4 children and x adults in a room
 - b) A total number of books on a shelf and x are missing
 - c) A total of 4 cars in a parking lot
 - d) A total of 4 lost socks

35. What is the value of p , if $3p + 6 = 12$?
- a) 9
 - b) 6
 - c) 3
 - d) 2

Bobby obtained the scores below on his tests. Use these scores to answer questions 36 and 37.

96, 87, 75, 82, 87

36. What is the range of Bobby's score?
- a) 9
 - b) 21
 - c) 87
 - d) 96
37. What is the median of the set of scores?
- a) 96
 - b) 87
 - c) 85
 - d) 75

Use the following information to answer questions 38 and 39. A bag contains the following items: 3 red pens, 2 blue pens, 4 white pens and 3 black pens.

38. If you were to choose one pen at random, which pen are you most likely to choose?
- a) a red pen
 - b) a blue pen
 - c) a white pen
 - d) a black pen

39. What is the probability of choosing a white pen?

- a) $\frac{1}{4}$
- b) $\frac{1}{6}$
- c) $\frac{1}{3}$
- d) $\frac{1}{2}$

Use the table below to answer questions 40 and 41

No of books borrowed	0	1	2	3	4	5	6
No. of students	3	7	9	5	10	6	3

A librarian recorded the number of books borrowed by pupils of Primary 5B in the table above.







40. How many pupils borrowed 3 or more books?

- a) 5
- b) 15
- c) 19
- d) 24

41. What was the total number of books borrowed by the pupils of Primary 5B?

- a) 128
- b) 43
- c) 21
- d) 6

The pictograph shows students attendance at school for 5 days.
Use the diagram below to answer questions 42 and 43.

Monday	
Tuesday	
Wednesday	
Thursday	
Friday	
Key	 = 15 students

42. On which day did 75 students attend school?
- Monday
 - Tuesday
 - Wednesday
 - Thursday
43. What is the mean attendance for Monday and Tuesday?
- 40
 - 50
 - 60
 - 70

Use the Table to answer question 44
The table shows the scores of students on a Mathematics Test

Students	Scores
Paul	89
Jim	34
Pam	72
Jill	34
Bob	20

44. Which statement is true about the data?
- 3 students got the same score on the test
 - 2 students scored more than 72 on the test
 - 3 students scored more than 50 on the test
 - 3 students scored less than 50 on the test

SAMPLE END OF YEAR TEST – SECTION B

Grade Five

Mathematics

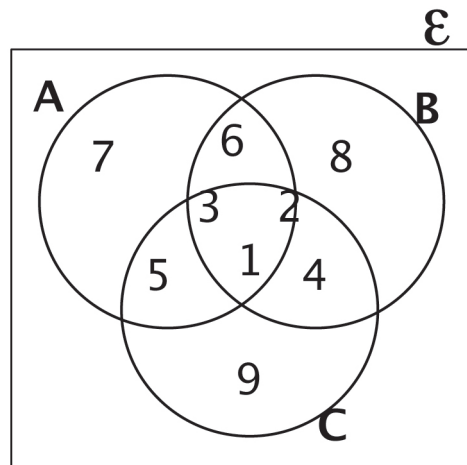
Sample End of Year Test

Name: _____ Date: _____

SECTION B

ANSWER ALL QUESTIONS IN THIS SECTION

1. Observe the following Venn diagram and then use it to answer the questions below.



- a) What are the members of Set A?

- b) What are the members of the Universal Set?

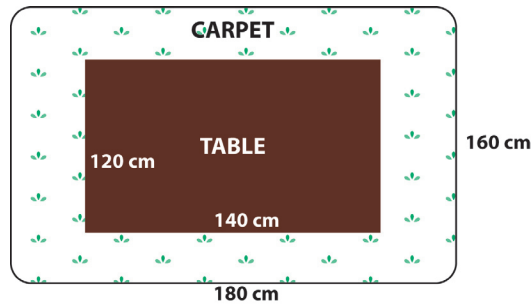
- c) What are the members of $A \cap B$?

2. Read the price list and answer the questions below.

Bread	\$85.40
Butter	\$67.20
Syrup	\$55.80
Cheese	\$25.30

Paul bought 2 breads, 1 pack of butter, 2 bottles of syrup and 3 slices of cheese and got \$74.50 change. How much money did he have in the beginning? (Show working) (3 marks)

3. Mother bought a carpet and placed it in her living room. She then placed a table in the middle of the carpet?

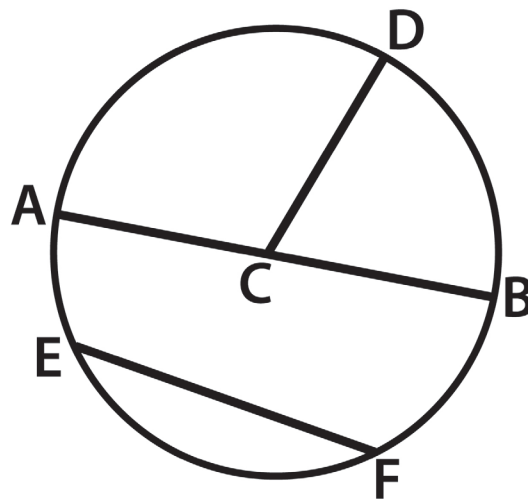


- a) What is the area of the table? _____ (1 mark)
- b) What is the area of carpet? _____ (1 mark)
- c) What is the area of the uncovered section of the carpet? _____ (2 marks)

4. a) If $x = 2$, $y = 3$ and $z = 4$, find the value of $\frac{y}{z} - \frac{x}{z}$ (2 marks)

- b) David's father is 49. He is 15 years older than twice David's age. How old is David? (2 marks)

5. Use the circle below to answer the following questions:



- a) Name the part of the circle labeled EF _____ (1 mark)
- b) Identify AB and CD then explain the relationship between both parts.

_____ (2 marks)

SAMPLE END OF YEAR TEST – ANSWER SHEET

Answer Sheet Grade Five Sample Test

- | | | | |
|-----|---|-----|---|
| 1. | C | 23. | B |
| 2. | C | 24. | D |
| 3. | D | 25. | B |
| 4. | B | 26. | C |
| 5. | B | 27. | C |
| 6. | B | 28. | C |
| 7. | A | 29. | A |
| 8. | D | 30. | A |
| 9. | C | 31. | D |
| 10. | B | 32. | C |
| 11. | A | 33. | A |
| 12. | D | 34. | A |
| 13. | B | 35. | D |
| 14. | B | 36. | B |
| 15. | A | 37. | B |
| 16. | C | 38. | C |
| 17. | D | 39. | C |
| 18. | A | 40. | D |
| 19. | B | 41. | B |
| 20. | D | 42. | A |
| 21. | C | 43. | C |
| 22. | C | 44. | D |

GRADE SIX END OF YEAR SAMPLE TEST

TABLE OF SPECIFICATION: SECTION A

SECTION A – MULTIPLE CHOICE

Section A will comprise 45 multiple-choice items covering the five strands of the curriculum. All items will be weighted equally and together will be worth 45 marks.

STRANDS	Simple Recall/ Knowledge	Use of Knowledge	Mathematical Reasoning	Total # of Items
Number	3 (Ques. 13, 16, 19)	20 (Ques. 1, 2, 3, 4, 5, 6, 7, 9, 10, 17, 21, 22, 24, 25, 26, 27, 28, 29, 30, 39)	1 (Ques. 23)	24
Measurement	1 (Ques. 11)	6 (Ques. 12, 14, 31, 32, 33, 35)	1 (Ques. 15)	8
Geometry	3 (Ques. 8, 18, 20)	2 (Ques. 34, 45)	-	5
Algebra	-	1 (Ques. 40)	2 (Ques. 41, 42)	3
Statistics	-	4 (Ques. 36, 37, 38, 44)	1 (Ques. 43)	5
Total # of Items	7	33	5	45

TABLE OF SPECIFICATION: SECTION B

SECTION B

Section B comprises 5 structured questions covering all five strands of the curriculum. Students are required to answer all questions which together are worth 15 marks.

STRANDS	Simple Recall/ Knowledge	Use of Knowledge	Mathematical Reasoning	Total # of Marks
Number	-	4 (Ques. 2)	-	4
Measurement	-	3 (Ques. 1)	-	3
Geometry	-	2 (Ques. 5a,5b)	-	2
Algebra	-	1 (Ques. 4a)	2 (Ques.4b)	3
Statistics	-	3 (3a, 3b)	-	3
Total # of Items/ marks		13	2	15

SAMPLE END OF YEAR TEST – SECTION A

Grade Six

Mathematics

Sample End of Year Test

Name: _____ Date: _____

SECTION A

CIRCLE THE CORRECT ANSWER FOR EACH OF THE FOLLOWING.

1. What is the value of $160 + 1901 + 47$?

- a) 2008
- b) 2108
- c) 3548
- d) 8201

2. Calculate $8765 - 2567$

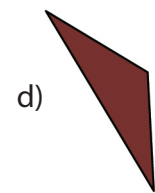
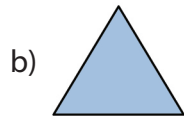
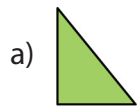
- a) 11332
- b) 6202
- c) 6199
- d) 6198

3. What is the product of 523 and 12?

- a) 1569
- b) 5230
- c) 6276
- d) 7626

4. Divide 1421 by 7
- a) 23
 - b) 203
 - c) 230
 - d) 2003
5. When 79 547 is rounded to the nearest hundred, what does it become?
- a) 70 000
 - b) 79 000
 - c) 79 500
 - d) 79 600
6. What is 0.08 expressed as a percent?
- a) 80%
 - b) 8%
 - c) 0.8%
 - d) 0.08%
7. What is the value of $3.44 \div 4$?
- a) 0.086
 - b) 0.86
 - c) 8.6
 - d) 86

8. Which figure is congruent to  ?



9. The ratio 2:3 is the same as:

a) 1:2

b) 3:2

c) 4:6

d) 21:31

10. What is 10% of 2000?

a) 0.2

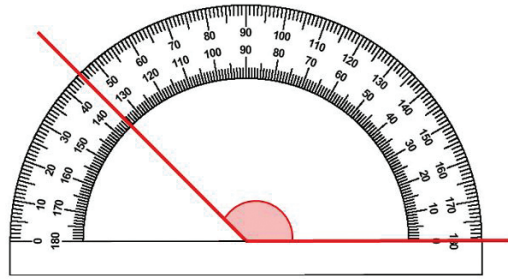
b) 2

c) 20

d) 200

11. What is the approximate measurement of the angle below?

- a) 45°
- b) 55°
- c) 135°
- d) 180°



12. The perimeter of a rectangle is 48cm. Its length is 16cm. What is its width?

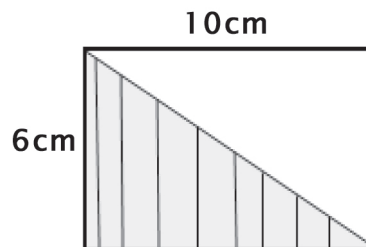
- a) 32cm
- b) 24cm
- c) 16cm
- d) 8cm

13. What do the Roman numerals XLIX stand for?

- a) 46
- b) 49
- c) 69
- d) 99

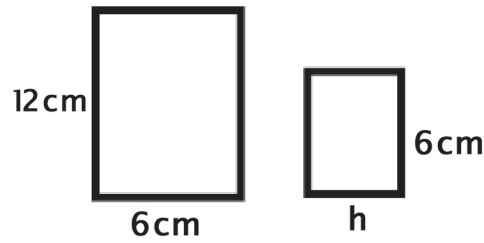
14. What is the area of the shaded region of the figure below?

- a) 60cm^2
- b) 32cm^2
- c) 30cm^2
- d) 16cm^2



15. These rectangles are similar. What is the value of h?

- a) 3 cm
- b) 6 cm
- c) 9 cm
- d) 12 cm



16. If Set A = {1, 2, 3 ...}. Then Set A can be described as a/an

_____ set.

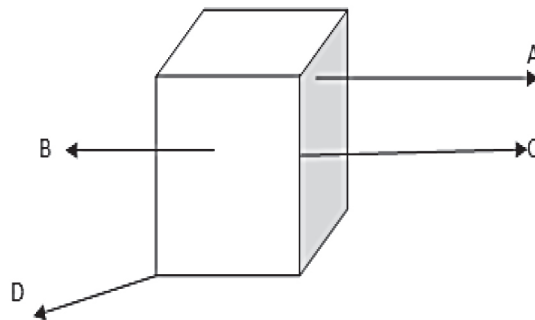
- a) finite
- b) Infinite
- c) null
- d) equivalent

17. What is the value of the digit that is underlined in the number 56 816?

- a) 50
- b) 500
- c) 5000
- d) 50 000

18. Which letter correctly labels an edge in the figure below?

- a) A
- b) B
- c) C
- d) D



19. What is the approximate value of (pi) π ?
- a) 3.14
 - b) 3.41
 - c) 4.13
 - d) 4.31
20. Which polygon has six sides and six vertices?
- a) rectangle
 - b) heptagon
 - c) hexagon
 - d) octagon
21. Which of the following numerals represents five hundred and six thousand and twenty six?
- a) 506,026
 - b) 500,626
 - c) 56,026
 - d) 50,026
22. Which is the same as 5^3 ?
- a) 5×3
 - b) $5 \times 5 \times 5$
 - c) $3 \times 3 \times 3 \times 3 \times 3$
 - d) $3(5 \times 5 \times 5)$
23. Identify the next number in the sequence: 1, 4, 9, 16, ...
- a) 24
 - b) 25
 - c) 30
 - d) 36

24. What is the H.C.F. of 24 and 16?

- a) 48
- b) 40
- c) 8
- d) 4

25. Calculate the value of: $\frac{1}{4} + \frac{1}{3} + \frac{1}{6}$

- a) $\frac{3}{4}$
- b) $\frac{3}{12}$
- c) $\frac{9}{24}$
- d) $\frac{3}{13}$

26. Calculate the value of: $4\frac{3}{4} - 1\frac{1}{2}$

- a) $3\frac{1}{2}$
- b) $3\frac{1}{4}$
- c) 4
- d) $6\frac{1}{4}$

27. Calculate the value of: $2\frac{1}{2} \div \frac{1}{4}$

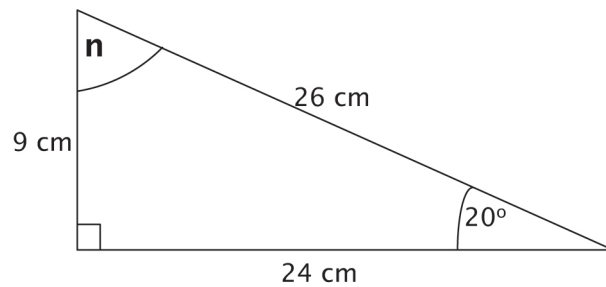
- a) $\frac{1}{5}$
- b) $\frac{5}{8}$
- c) 10
- d) 5

28. What is the value for $\frac{4}{6}$ of $3\frac{1}{2}$?
- a) $\frac{7}{3}$
 - b) $\frac{3}{7}$
 - c) $\frac{1}{21}$
 - d) $3\frac{1}{3}$
29. Mr. Williams earned \$ 3000 per week; he saved $\frac{1}{6}$ of his pay. How much did he save?
- a) \$30
 - b) \$300
 - c) \$360
 - d) \$500
30. What is $\frac{3}{5}$ written as a decimal?
- a) 0.3
 - b) 0.5
 - c) 0.8
 - d) 0.6
31. Which of the following is used to convert 17kilometres to metres?
- a) (17 x 1) metres
 - b) (17 x 10) metres
 - c) (17 x 100) metres
 - d) (17 x 1000) metres

32. How many hours and minutes are there from 4:36pm to 10:19pm?

- a) 5hrs 43mins
- b) 6hrs 17mins
- c) 5hrs 24mins
- d) 6hrs 43mins

Use the diagram below to answer items 33 and 34



33. Calculate the area of the figure above?

- a) 216 cm^2
- b) 108 cm^2
- c) 79 cm^2
- d) 59 cm^2

34. What is the value of the angle marked 'n'?

- a) 70°
- b) 80°
- c) 110°
- d) 160°

35. Calculate the circumference of a circle with a diameter of 21cm

- a) 33cm
- b) 40cm
- c) 66cm
- d) 132cm

Use the information below to answer items 36 and 37.

A bag contains 6 red, 2 green, 3 yellow and 3 blue marbles.

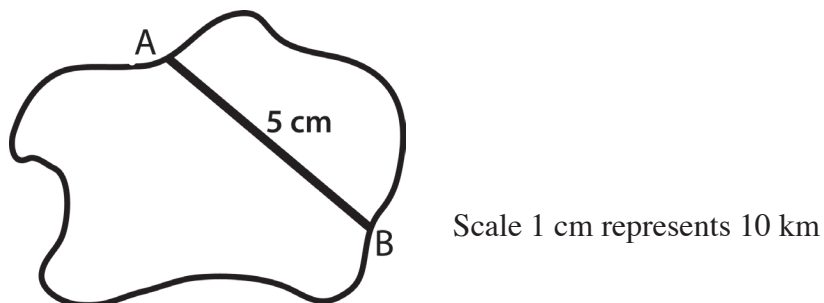
36. What is the probability of selecting a green marble?

- a) $\frac{1}{2}$
- b) $\frac{1}{14}$
- c) 2
- d) $\frac{1}{7}$

37. What is the probability of selecting a marble that is not yellow?

- a) $\frac{3}{14}$
- b) $\frac{6}{14}$
- c) $\frac{8}{14}$
- d) $\frac{11}{14}$

Use the map below to answer question 38.



38. On the map above not drawn to scale, Towns A and B are 5cm apart. What is the actual distance between the towns?

- a) 5 km
- b) 15 km
- c) 16 km
- d) 50 km

39. On a test a student got 18 out of 25 questions correct. What percentage did he get correct?
- a) 76%
 - b) 72%
 - c) 43%
 - d) 18%
40. What is the value of p , given that $6p + 12 = 30$?
- a) 2
 - b) 3
 - c) 5
 - d) 7
41. I think of a number, I multiply it by 4 and subtract 8. The result is 28. What is the number?
- a) 9
 - b) 12
 - c) 32
 - d) 40
42. The lengths of the sides of a triangle are n cm, n cm and 6 cm. Its perimeter is 24 cm. What is the value of n ?
- a) 4 cm
 - b) 9 cm
 - c) 18 cm
 - d) 30 cm

43. After 7 examinations, Karla's average mark was 62. Her next result increased her average to 64. What was the next mark?
- a) 70
 - b) 76
 - c) 78
 - d) 80
44. In the end of term examinations Paul scored a total of 504 in 8 subjects. Calculate his mean score.
- a) 33
 - b) 63
 - c) 73
 - d) 83
45. Which of the following sets of interior angle measures would describe a scalene triangle?
- a) $90^\circ, 40^\circ, 50^\circ$
 - b) $60^\circ, 60^\circ, 60^\circ$
 - c) $100^\circ, 40^\circ, 40^\circ$
 - d) $120^\circ, 30^\circ, 30^\circ$

SAMPLE END OF YEAR TEST – SECTION B

Grade Six

Mathematics

Sample End of Year Test

Name: _____ Date: _____

SECTION B

ANSWER ALL QUESTIONS IN THIS SECTION

1. The perimeter of one face of a cube is 16cm. Calculate the volume of the cube. (3marks)

2. Use the following information below to create a Venn diagram. (4 marks)

Set A= { 1st 5 even numbers}

Set B= {1st 5 prime number}

3. At the school's tuck shop, the following items which were bought in packages of one hundred are sold and the number which is sold is calculated at the end of the week.

patty	90		
orange Juice	45	exercise book.....	25
cheese bread	30	pencils	65
box drinks	75	graph paper	0
coco bread	30		

a) Place the above information on a bar graph (2 marks)

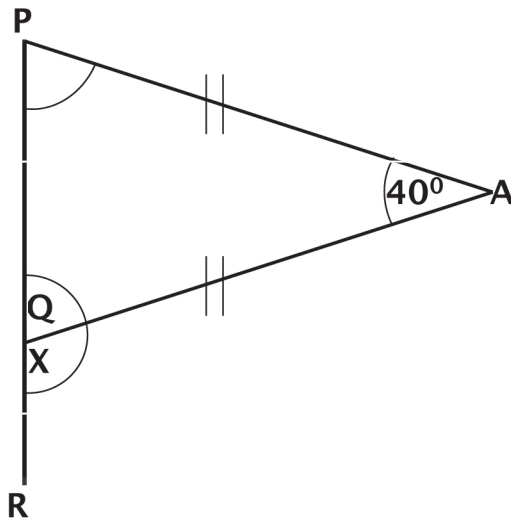
b) Based on the information, what advice would you give to the principal about shopping for the tuck shop. (1 mark)

4. A bat ate a total of 45 dragonflies for 3 consecutive nights. Each night he ate 5 more than the night before.

a) Write an algebraic equation to show how many flies the bat ate? (1 mark)

b) Use the equation to show how many flies the bat ate the last night? (2 marks)

5. In the figure below, length of $AP =$ length of AQ and angle $PAQ = 40^\circ$. Find



a) Angle APQ (1 mark)

b) Angle AXR (1 mark)

SAMPLE END OF YEAR TEST – ANSWER SHEET

Answer Sheet Grade Six Sample Test

- | | |
|-------|-------|
| 1. B | 24. C |
| 2. D | 25. A |
| 3. C | 26. B |
| 4. B | 27. C |
| 5. C | 28. A |
| 6. B | 29. D |
| 7. B | 30. D |
| 8. A | 31. D |
| 9. C | 32. A |
| 10. D | 33. B |
| 11. C | 34. A |
| 12. D | 35. C |
| 13. B | 36. D |
| 14. C | 37. D |
| 15. A | 38. D |
| 16. B | 39. B |
| 17. D | 40. B |
| 18. C | 41. A |
| 19. A | 42. B |
| 20. C | 43. C |
| 21. A | 44. B |
| 22. B | 45. A |
| 23. B | |