


Crazy Train Guitar Tabs and Chords

Hi, hope you enjoyed the video, here are the tabs and chords you'll need to practice on your own. It's a good idea to get a hang of all the chords, before you start learning the song itself. If you haven't watched the video yet, you can do so here: <http://www.theguitarlesson.com/premium-guitar-lessons/electric-guitar/crazy-train-guitar-lesson-ozzy-osbourne>

Enjoy and practice a lot!

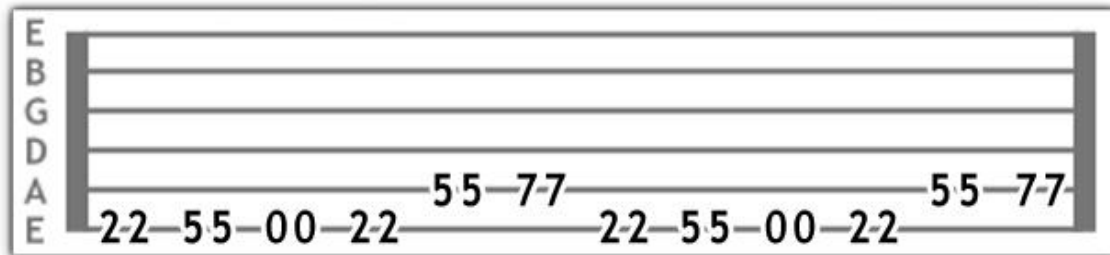
Chords

These are the chords you'll use in the song. Remember that the D and E in the top row are bar chords, so your index finger hold down several strings on the beginning fret:



Tabs


Intro 1 – You can play this part with power chords rooting at the frets given below.



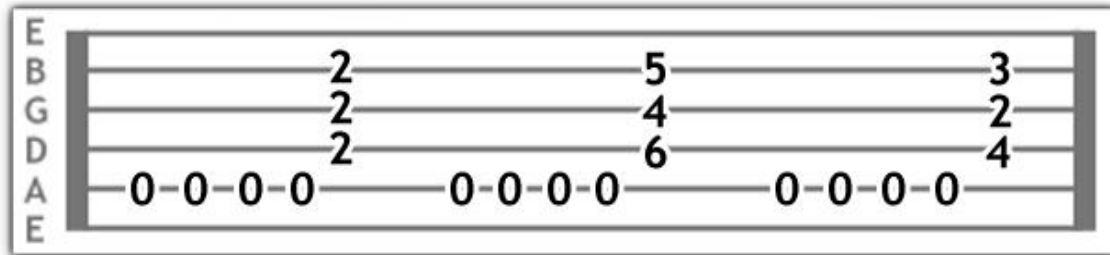
Intro 2



Intro 3

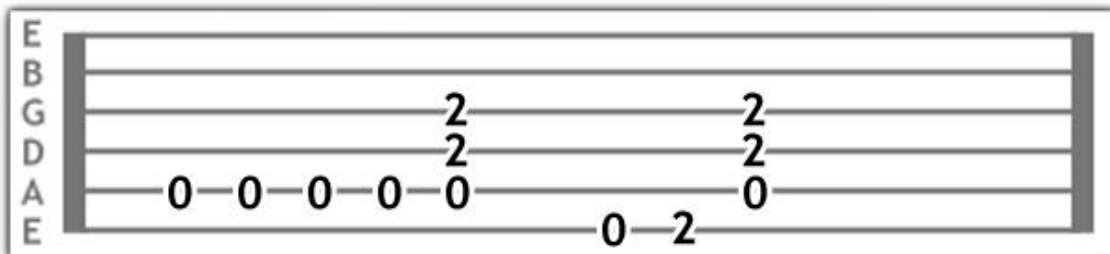


Verse 1



Verse 1 guitar tablature. The strings from top to bottom are E, B, G, D, A, E. The notation shows three measures of chords: 0-0-0-0-2-0, 0-0-0-0-4-6, and 0-0-0-0-3-2-4.

Verse 2




Verse 2 guitar tablature. The strings from top to bottom are E, B, G, D, A, E. The notation shows a sequence of notes: 0-0-0-0-2-0, 0-2-2-0.

Chorus 1




Chorus 1 guitar tablature. The strings from top to bottom are E, B, G, D, A, E. The notation shows a sequence of notes: 4-2-0-2-4-0-2-7-7-5-4-2-0-2-4-0-2-7-7-5. Red slanted lines indicate bends on the 7th fret notes.

Chorus 2




Chorus 2 guitar tablature. The strings from top to bottom are E, B, G, D, A, E. The notation shows a sequence of notes: 2-2-2-2-0-0-4-2-2-0 (x5) p.m. 4-2 (x16). Red text indicates bends and repetitions.

Chorus 3



Chorus 4



Have fun, practice a lot and I'll see you in the next lesson!

Tom Fontana

And remember:

- Check out the rest of our [guitar lessons](#) as well, all were designed to improve your guitar skills through playing popular songs.
- When you feel like learning a bit more theory, have a look at the [guitar theory](#) section of the site.
- Our partners regularly offer our members considerable savings on guitars and accessories, so remember to browse our [guitar store](#) if you need something.