

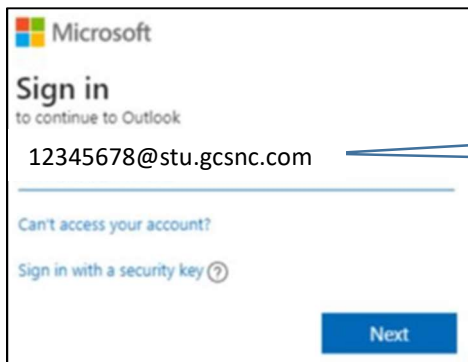
Microsoft Office 365 – Student Login

How to Login to MS Office 365 – access EMAIL and ONEDRIVE



Students can access their Outlook email and other Microsoft apps by logging into their *Microsoft Office 365* account using the following steps:

- Open a web browser like **Microsoft Edge** or **Google Chrome**
- Go to: Outlook.office.com
- At the Microsoft sign in window **Sign in with your GCS Student ID** (*LunchNumber@stu.gcsnc.com*)



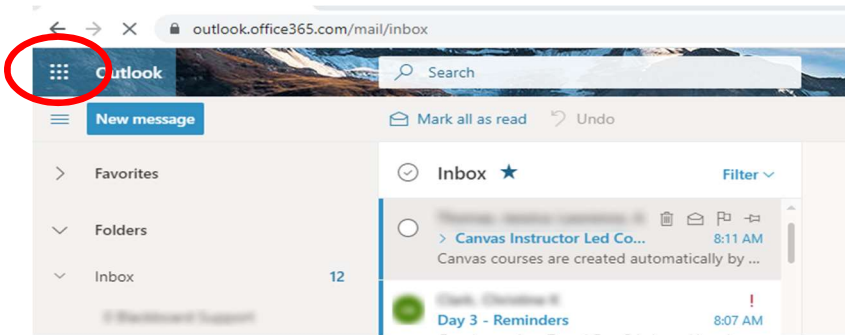
12345678@stu.gcsnc.com

- The *password* is your BIRTHDATE in the following format – MMDDYYYY (ex. 04042008)
- You may be prompted to select your **Language** and **Time Zone**.

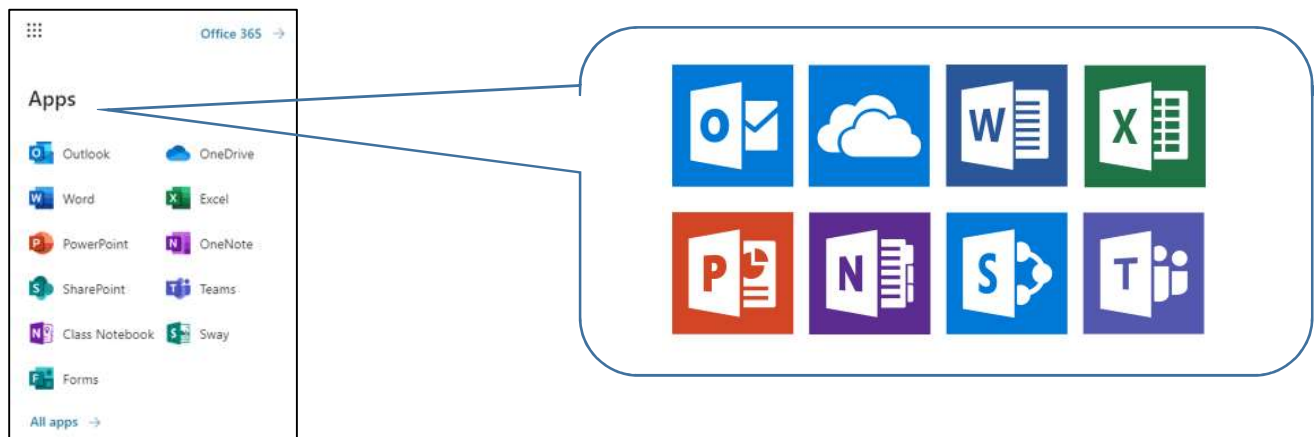


- Once you are signed in, your **Outlook** email opens in Office 365.

- Click on the **App Launcher (Office Waffle)** to see your other Office 365 apps.



- From the App Launcher, you will find Outlook (*email*), OneDrive, Word, Excel, PowerPoint and more.



If you have any issues logging into your **Microsoft Office 365** account, please contact **GCS Technology Customer Service**.

Email: **helpdesk@gcsnc.com**

Phone: **336-370-8179**