

Fidelity Funds - Greater China Multi Asset Growth & Income Fund

富達基金 - 大中華多元資產增長及收益基金

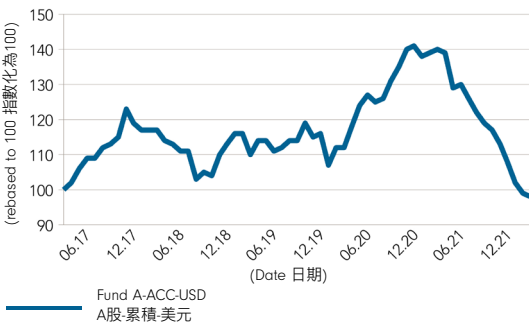
31 May 2022 年5月31日

- This fund invests primarily in fixed income securities and equities in the Greater China region.
- The fund is subject to risk to capital and income, foreign currency risk, risks of investing in emerging markets and income-producing securities, Chinese Renminbi currency and conversion risk, equities risk, downgrading risk, credit/default risk, credit rating risk, valuation risk, country concentration risk, multi asset risk, risk relating to dynamic asset allocation strategy, Mainland China tax risk, volatility and liquidity risk associated with Mainland China debt securities, risk associated with urban investment bonds, risk associated with collateralised and/or securitised debt instruments, risks associated with the Small and Medium Enterprise ("SME") board, ChiNext market and/or the Science and Technology Innovation Board ("STAR Board") and risk of investing in sovereign debt. The value of bonds or other debt instruments will fluctuate depending on e.g. market interest rates, the credit quality of the issuer, the currency of the investment and liquidity considerations. In general, the prices of debt instruments rise when interest rates fall, whilst their prices fall when interest rates rise. The fund may be subject to risk associated with Debt Securities Rated Below Investment Grade / Unrated Securities and High Yielding Debt Instruments.
- Investments by a fund in China A/B Shares or onshore China fixed income securities denominated in RMB may be made through Qualified Foreign Institutional Investor ("QFII") status, Stock Connect program and the China interbank bond market scheme via Bond Connect, which are subject to QFII risk, China asset risk, risk associated with Stock Connect, with investment in China fixed income instruments and with Bond Connect. The fund may invest in "Dim Sum" bonds. The "Dim Sum" bond market may be more susceptible to volatility and illiquidity.
- The fund may invest in instruments with loss-absorption features which are subject to greater capital risks, liquidity, valuation and sector concentration risk. The fund may invest in CoCos, which are highly complex and are of high risk. CoCos are a form of hybrid debt security with loss-absorption features that are intended to either convert into equity shares of the issuer or have their principal written down upon the occurrence of certain "triggers". The fund may also invest in senior non-preferred debts, which may be subject to write-down upon the occurrence of a trigger event and may result in total loss of principal invested.
- The fund's net derivative exposure may be up to 50% of its NAV, the use of derivatives may involve liquidity risk, counterparty credit risk, volatility risk, valuations risks and over-the-counter transaction risk, at times. Exposure to financial derivative instruments and its leverage element may lead to a high risk of significant loss by the fund.
- For dividend of certain share classes, payments of dividends out of capital and/or effectively out of capital amounts to a return or withdrawal of part of an investor's original investment or from any capital gains attributable to that original investment. Any such distributions may result in an immediate reduction of the NAV per share/ unit. For the hedged share class, the distribution amount and NAV of such share class may be adversely affected by differences in the interest rates of the reference currency of the hedged share class and the fund's base currency, resulting in more distribution that is paid out of capital and hence a greater erosion of capital than other non-hedged share classes.
- Investors may suffer substantial loss of their investments in the fund. Investor should not invest in the fund solely based on the information provided in this document and should read the offering documents, including Product Key Facts (including the risk factors) for details.
- 本基金主要投資於大中華地區定息證券及股票。
- 基金可能涉及資本及收益的風險、外幣風險、投資於新興市場及收益性證券的風險、人民幣貨幣及匯兌風險、股票風險、評級下調風險、信貸/違約風險、信貸評級風險、估值風險、集中國家投資風險、多元資產風險、與動態資產分配策略有關的風險、中國大陸稅務風險、中國大陸債務證券的相關波幅及流動性風險、城投債的相關風險、有抵押及/或證券化債務工具的相關風險、中小企業板、創業板及/或科創板的相關風險及投資於主權債務的風險。債券或其他債務工具的價值將受多項因素影響而波動，例如市場利率、發行機構的信貸質素、投資的計值貨幣及流動性等因素。一般情況下，當利率上調時，債務工具的價格將上升，而當利率下調時，其價格則下跌。基金可能涉及未達投資級別債務證券/未獲評級證券及高收益債務工具的相關風險。
- 基金可透過合格境外機構投資者（「QFII」）地位、滬深港通及中國銀行同業債券市場計劃（「CIBM」）債券通投資於中國A股/B股或中國境內定息證券，故而可能涉及QFII風險、中國資產風險、滬深港通的相關風險、CIBM債券通的相關風險及投資於中國定息工具的相關風險。基金可投資於「點心」債券。「點心」債券市場可能較易受波幅及流動性不足所影響。
- 基金可投資於具有損失吸收特點的投資工具而須承受較大的資本風險、流動性、估值和集中行業投資風險。基金可投資於CoCos，有關證券高度複雜，而且風險高。CoCos是一種具有損失吸收特點的混合債務證券，旨在於一旦發生若干「觸發事件」，把證券轉換為發行機構股份，或撇減其本金。基金亦可投資於主權位非優先受償債務，可能面對撇減，這可能會導致完全失去所投資的本金。
- 基金的衍生工具風險承擔淨額最高為其資產淨值的50%。偶爾使用衍生工具可能會引發流動性風險、交易對手信貸風險、波幅風險、估值風險及場外交易市場交易風險。投資於金融衍生工具及其槓桿元素可能導致基金須承受錄得重大損失的高風險。
- 若干股份類別的股息可從資本中及/或實際上從資本中撥付股息即代表投資者獲付還或提取原有投資本金的部份金額，或從原有投資應佔的任何資本收益中獲付還或提取金額。任何該等分派可能導致每股/每單位資產淨值即時減少。就對沖股份類別，其報價貨幣與基金的基本貨幣之間的利率差異，可能會為對沖股份類別的分派金額及資產淨值帶來負面影響，導致較多從資本中撥付的分派金額，進而令資本流失的程度高於其他非對沖股份類別。
- 您在本基金的投資有可能大幅虧損。投資者應該參閱基金之銷售文件，包括產品資料概要(包括風險因素)，而不應只根據這文件內的資料而作出投資。

Fund Details 基金資料

Fund Manager 基金經理	Eugene Philalithis George Efstathopoulos
Reference Currency 報價貨幣	USD 美元
Fund Size 基金資產值	US\$20m (百萬美元)
Max. Sales Charge 最高認購費	5.25%
Annual Management Fee 每年管理費	1.25%
Min. Subscription 最低認購金額	USD2,500 or HKD eqv 2,500美元或港元等值
Fidelity Fund Code 富達基金代號	1743

Fund Performance 基金表現



Top 10 Positions 十大持股 (%)

Company 公司	Fund 基金
Xtrackers CSI300 Swap UCITS ETF	4.7
TENCENT HLDGS LTD	4.0
ALIBABA GROUP HOLDING LTD	3.3
GOLD ITXEX537 5.0% 06/20/27	2.1
AIA GROUP LTD	1.9
TAIWAN SEMICONDUCTOR MFG CO LTD	1.9
MEITUAN	1.8
KWEICHOW MOUTAI CO LTD	1.7
MORGAN JP SECUR TRS IBXXLLTR 06/20/22	1.6
NETEASE INC	1.6

Summary of Investment Objective 投資目標摘要

The fund is a multi-asset fund and aims to provide capital growth and income over the medium to longer-term by investing primarily (i.e. at least 70% of the fund's assets) in equities and fixed income securities issued by companies that are listed in, or have their registered office in, or exercise a majority of their activity in the Greater China region including Hong Kong, China, Taiwan and Macau, or issued by governments or quasi-governments of the same region. (Please refer to the offering document for Investment Objective of the fund)

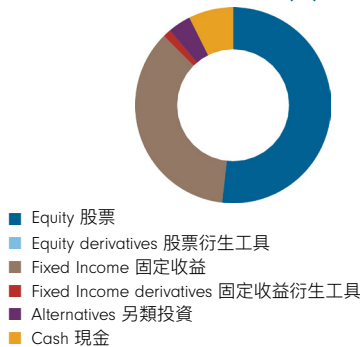
本基金是一項多元資產基金，旨在透過主要（即基金資產的最少70%）投資於由在大中華地區（包括香港、中國、台灣及澳門）上市，或註冊辦事處設於該地區，或主要在該地區進行業務活動的公司所發行，或由該地區政府或半政府機構所發行的股票及定息證券，以提供中至長線的資本增長及收益。（關於基金的投資目標詳情請參閱基金章程）

Cumulative Performance 累積表現 (%)

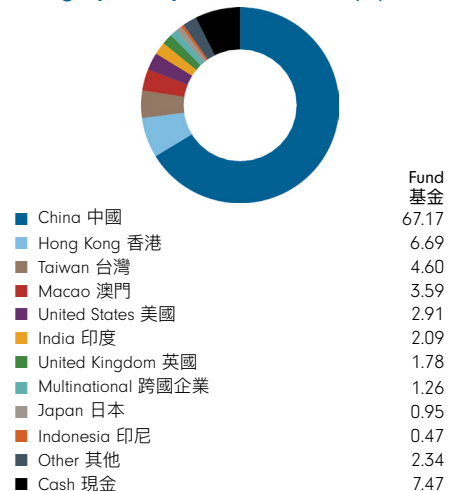
	YTD 年初至今	3 mth 3個月	6 mth 6個月	1 yr 1年	3 yr 3年	5 yr 5年	Since Launch 自推出以來
A-ACC-USD A股累積美元	-16.5	-9.8	-17.8	-30.1	-11.2	-2.3	21.0
A-MINC(G)-USD A股-每月特色派息(G)-美元	-16.6	-9.8	-17.8	-30.1	-11.2	-2.3	3.0
A-MINC(G)-HKD A股-每月特色派息(G)-港元	-16.1	-9.4	-17.3	-29.3	-11.3	-1.7	4.0

Source: Fidelity, NAV to NAV basis, in respective currencies with dividends re-invested.
資料來源：富達，以資產淨值及各自貨幣計算，並假設股息盈利再作投資。

Asset Allocation 資產分配 (%)



Geographic Exposure 地區分佈 (%)



The asset class breakdown displays the totals for investments (including derivatives) in each category. Where derivatives are held in the portfolio, exposure weights are used to indicate the fund's positions and contribution to the totals. In such cases, the use of derivatives may cause the fund total weights not to equal to 100%.

資產類別分佈顯示出各類別的投资總額(包括衍生工具)。在基金持有衍生工具時，衍生工具對總額的貢獻按持倉基準計算，也就是以產生同等持倉所需投資的對應金額列示。在使用衍生工具時，基金總持倉或不等於100%。

Fidelity Funds - Greater China Multi Asset Growth & Income Fund

富達基金 - 大中華多元資產增長及收益基金

31 May 2022 年5月31日

Measures † 衡量指標

	Fund 基金	Index 指數
Annualised Volatility (3 years) 年度化波幅(3年)%	11.67	-
Beta (3 years) 貝他係數(3年)	-	-
Sharpe Ratio (3 years) 夏普比率(3年)	-0.39	-

Share Class Details & Codes 股份類別資料及代碼

Share Class 股份類別	Launch Date 推出日期	NAV 單位資產淨值	Bloomberg Ticker 彭博代碼	ISIN 基金代碼
A-ACC-USD A股-累積-美元	01.03.16	12.10	FIDGMAU LX	LU1366333505
A-HMDIST(G)-AUD (AUD/USD hedged) A股-H每月派息(G) - 澳元 (澳元 / 美元對沖)	23.02.17	8.26	FGCAHMD LX	LU1439104586
A-MINC(G)-USD A股-每月特色派息(G)-美元	23.02.17	8.55	FIDGAMU LX	LU1439102887
A-MINC(G)-HKD A股-每月特色派息(G)-港元	23.02.17	8.64	FIDGAMH LX	LU1439103422
A-MINC(G)-SGD A股-每月特色派息(G)-新加坡元	23.02.17	0.83	FIDGAMS LX	LU1439103000
A-MINC(G)-CAD (CAD/USD hedged) A股-每月特色派息(G)-加元 (加元 / 美元對沖)	23.02.17	8.24	FIDGAMC LX	LU1439104743
A-MINC(G)-GBP (GBP/USD hedged) A股-每月特色派息(G)-英鎊 (英鎊 / 美元對沖)	23.02.17	0.79	FIDGAMG LX	LU1439104404

A-ACC: accumulating share class. A-MINCOME(G): monthly gross income share class. A-HMDIST(G)(H): monthly distributing gross income hedged share class. A-MINCOME(G)(H): monthly gross income hedged share class. Distribution amount not guaranteed.

A股-累積: 累積股份類別。A股-每月特色派息(G): 每月總收益特色派息股份類別。A股-H每月派息(G)(對沖): 每月總收益派息 (對沖)股份類別。A-每月特色派息(G) (對沖): 每月總收益特色派息 (對沖) 股份類別。派息金額並不獲保證。

Calendar Year Performance 曆年表現 (%)

	2017	2018	2019	2020	2021
A-ACC-USD A股-累積-美元	30.1	-9.5	14.9	13.4	-13.5
A-MINC(G)-USD A股-每月特色派息(G)-美元	-	-9.5	14.8	13.5	-13.4
A-MINC(G)-HKD A股-每月特色派息(G)-港元	-	-9.3	14.2	12.9	-13.0

Source: Fidelity, NAV to NAV basis, in respective currencies with dividends re-invested.

資料來源: 富達, 以資產淨值及各自貨幣計算, 並假設股息盈利再作投資。

Fund performance (A-MINC(G)-USD) from launch date 23.02.17 to the launch year end was 20.9%. Fund performance (A-MINC(G)-HKD) from launch date 23.02.17 to the launch year end was 21.8%.

由2017年2月23日推出日至該年年底的基金成績(A股-每月特色派息(G)-美元)為20.9%。由2017年2月23日推出日至該年年底的基金成績(A股-每月特色派息(G)-港元)為21.8%。

Dividend 派息

Share Class 股份類別	Dividend per Unit 每單位派息	Annualised distributions# 年度化分派率 (%)	Ex-Dividend Date 除息日
A-ACC-USD A股-累積-美元	-	-	-
A-MINC(G)-USD A股-每月特色派息(G)-美元	0.0438	6.27	02.05.22
A-MINC(G)-HKD A股-每月特色派息(G)-港元	0.0442	6.26	02.05.22

(#) Annualised distributions = [(1+dividend per share/ex-dividend NAV)^distribution frequency]-1. Annualised distributions are for indicative purpose only, which may be higher or lower than the actual annual dividend distributions. Dividend rate of the fund does not represent the return of the fund, and past dividend rate does not represent future dividend rate. Distribution amount is not guaranteed. Please see www.fidelity.com.hk for full details of dividend information of all applicable share classes. 年度化分派率 = [(1+每股股息 / 除息日資產淨值) ^ 每年派息次數] - 1。年度化分派率僅供說明用途, 其可能高於或低過實際全年股息分派率。基金的股息率並不代表基金的回報, 過去的股息率亦不代表將來的股息率。派息金額並不獲保證。請瀏覽 www.fidelity.com.hk 參閱所有相關股份類別的派息資料。

Annual report
年度報告



Semi-annual report
半年度報告



Prospectus
認購章程



Product Key Facts
產品資料概要



Fund announcements
基金通告



For A-HMDIST(G)(hedged) share class, dividend distributions may include a premium when the interest rate of the hedged currency is higher than the fund's reference currency interest rate and may be discounted when the interest rate of the hedged currency is lower than the fund's reference currency interest rate. The Board expects to recommend distribution of substantially the whole gross investment income, and may determine the extent dividends may be paid out of realised and unrealised capital gains as well as capital. 就A股-H每月派息(G)(對沖)股份類別而言, 股息分派可能計入因對沖貨幣的利率高於基金報價貨幣利率而產生的溢價, 以及因對沖貨幣利率低於基金報價貨幣的利率而出現的折讓。董事會預期將就幾乎所有的總投資收益建議派發股息, 並可能釐定從已變現及未變現資本收益以至資本中撥付的股息水平。

Top Positions table: For equities, all investments, including derivatives, linked to a particular issuing company have been combined. Fixed income investments are listed by individual issue (and not by issuer). All derivatives are included on an exposure basis. Cash investments are not shown in the table. 持倉列表: (股票) 所有有關於同一公司的投資(包括衍生工具)均已被合併計算。債券投資是以獨立發行列示(非發行商), 所有衍生工具均包括在內。現金投資並未在表內顯示。

(†) Volatility measures are not calculated for funds which are less than 3 years old. 成立不足三年的基金之波幅不會被計算。 This material is issued by FIL Investment Management (Hong Kong) Limited and it has not been reviewed by the Securities and Futures Commission ("SFC"). Investors are reminded of concentration risks and volatility associated with sector funds. Investment involves risks. Past performance is not indicative of future performance. Please refer to the Fidelity Prospectus for Hong Kong Investors and Product Key Facts for further details (including the risk factors). If investment returns are not denominated in HKD or USD, US/HK dollar-based investors will be exposed to exchange rate fluctuations. Fidelity, Fidelity International, the Fidelity International logo and F symbol are trademarks of FIL Limited.

本文件由富達基金(香港)有限公司發行。本文件未經證券及期貨事務監察委員會審核。投資者應注意行業投資所帶來的風險。投資涉及風險。基金過去的表現並不表示將來亦會有類似的業績, 詳情請細閱富達香港投資者認購章程及產品資料概要(包括風險因素)。若投資收益並非以港元或美元計算, 以美元/港元作出投資的投資者需承受匯率波動風險。「富達」、Fidelity、Fidelity International、Fidelity International 標誌及F標誌均為FIL Limited的商標。