


2020 Senior College Presentation



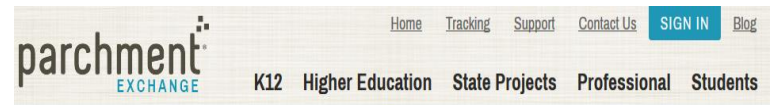
GO BRONCOS!

TRANSCRIPTS

- Access & print unofficial copy through Synergy portal- click Docs. Tab, look for “unofficial with your last name”.
- Transcripts not needed on most applications.
- CSU/UC – Self Reported – *no transcripts* unless attending *June (final college)
- Common App. – Counselor uploads with SSR (Secondary School Report)
- Send if asked after applying or if required to others (read the app)

How to order a official transcript:

- www.parchment.com
- Create a Parchment account
- Transcripts can be sent virtually anywhere in the world!
- \$3.75 per transcript (Parchment)
- E-copy in 24 hours, traditional mail 5 working days.
- 2 weeks (working school days) notice is required



Need your transcript?

If you're a student, it's easy! Sign up here to immediately request your transcripts:



Letters of Recommendation

- CSU/UC = **not required!**
- Private colleges often give optional opportunity - usually Common App. Schools – use as requested (invite teachers, counselors, other during account setup).
- Brag Packet, now a Google Doc **FINAL DUE DATE 11/13/20.**
- Find it at: www.rbhs.org ->academics>college planning> hyper link “Brag Packet”
 - FERPA Page, print, read, sign, scan and email to your Counselor.
 - Please combine all Brag Packet pages, including FERPA prior to sending.
- Teacher feedback forms, now a Google Form Doc.
 - Located academics>college planning
- Minimum 2 weeks notice is required (10 work days)
- Beat the deadline, give us time to write!

Brag Packet & Teacher Feedback Form

RBHS Counseling Letter of Recommendation Brag Packet

Directions: Please provide information which will help us write your college recommendations. This is not intended as an inquisition, but rather as a way for us to get to know you better. The more you tell us about yourself, the more prepared we will be to write a quality recommendation.

If you are requesting a recommendation and/or secondary school report from your counselor to a college or university for admission or scholarship consideration, please observe the following directions:

1. This is a Google Document. First, please make a copy and rename the document with your name and brag packet. For example, "Matt Hunt Brag Packet". You may then proceed answering the questions and completing the document. Once ready please scan and email the document to your Counselor.

To scan from a smartphone (iPhone & Android):

iPhone, Open the Notes app, Click on the Camera at the bottom center of the screen, Click on Scan Documents, Hover over the document and position the document in view and click the white circle, You can adjust the borders of the document, Click Keep Scan, Click Save, You now have a saved pdf and can email the document.

Android, Download Adobe Scan from the Play Store, Allow for all the permissions so that the app functions correctly, Find a well lit area and a flat surface to place the document on, Open the Adobe Scan app, Place the device about 12-24 inches above the document until the camera recognizes the borders of the page, Some devices may automatically take the picture but if not then you must manually press the "capture" button, If the document has more than one page, continue the process until each page is captured. Then tap the small picture at the bottom right of the screen, Name, edit (if needed) and save the document as a PDF, Select the document that you wish to share via email and send it to the appropriate address

2. Brag Packet Deadline: completed packet for colleges that require a Counselor letter of rec. must be submitted by **November 13, 2020.**

3. Watch your deadlines closely. Return this COMPLETED Brag Packet with **at least 10 working days** before the college/university deadline.



RBHS Counseling Brag Packet: Teacher Feedback Form

Directions: RBHS teachers and staff, thank you for taking the time to complete this form for your student in support of their Brag Packet and letter of recommendation. The Counseling Department gains valuable insights from the answers you provide in the questions below (especially the last 2).

Students have been instructed to submit a completed Brag Packet to their Counselor a minimum of 10 days before their first application deadline. The purpose of this expectation is to prevent any last minute requests and challenges. The same expectation holds true for you, students should not be sending this link/form without giving you plenty of notice and time to complete. Our goal is to make this step as smooth as possible for everyone involved.

If you have any questions please do not hesitate to ask us.

Thank you,
RBHS Counseling

This form is automatically collecting email addresses for Poway Unified School District users. [Change settings](#)

Teacher Last Name: *

Short answer text

Both the Brag Packet and Teacher Feedback Form are now Google Docs. Please follow the directions and provide your teachers and counselor plenty of time to complete before the application deadline.

FERPA

The Family Educational Rights and Privacy Act (**FERPA**): *a federal privacy law that gives parents certain protections with regard to their children's ed. rights, such as report cards, transcripts, letters of rec.*

- Your Counselor must have a signed FERPA page before they may proceed with a letter of recommendation.
- Why waive my **FERPA** rights? To prevent the appearance of having something to hide.

Quarter = Semester on apps!

- As you complete 4 year college/university applications be sure to list your RBHS academic course history as semester (not quarters).
 - *Example: applying to Long Beach State (CSU system) you'll select semester system for RBHS Academic program. 11th grade American Lit. will be listed as the subject and grade earned...American Lit 1 earned grade A and American Lit 2 earned grade B.*

** Timing does not matter- 1st and 2nd Quarters, list 1st and 2nd semester.

ACT/SAT & AP Scores

- Send to all colleges & universities – low scores do not matter – send all scores
- Community Colleges do not require ACT or SAT scores.
- **Strategic ACT/SAT sending: (4 free)**
 - **UC – 1 same campus as main app.**
 - * must check “share info with other campuses”
 - **CSU – 1 – use college # 3594 – sends to all CSU’s**
 - 2 more remain free for other institutions
 - **NCAA code is 9999**, would count as one of the 4 free

COMMUNITY COLLEGES

- Community College Night TBD, plan for Feb.
Reps from Palomar, Miramar and SD
Community College Reps!
- Community College info meeting: TBD, plan for Feb.
- March – TBD @ RBHS
 - Compass test (Math & English placement)
 - Accepted at all California Community colleges
 - Complete registration and application prior to March meeting – info will be available in the Bronco Center
 - Eligible to attend any CCC

Financial Aid


- Fin. Aid Night TBD (parents & students), ideally a Webinar or Zoom meeting.
- Fin. Aid Workshop TBD (students), ideally a Webinar or Zoom meeting
- Search Engines (rbhs.org>[academics](#)>[fin.aid](#)>at bottom - Fastweb.com
- College specific – automatic offers, academic, athletic, check websites, contact college financial aid offices
- Transcripts and letters as requested – same methods as before
- FAFSA (Free Application for Federal Student Aid) – opens Oct.1 – send info regardless of need
*attend workshop for walkthrough with Fin.Aid Officer

FREQUENTLY ASKED QUESTIONS


- When is the Community College placement test?
March 2021, date TBD
- Early Action vs. Early Decision
- Do the UC & CSU systems require letters of rec. and transcripts? **No.**
- Should I complete a FAFSA? **Yes!**
 - *Plan to attend Financial Aid info meetings*
- Do I need a Brag Packet? **Only if you need a letter of rec. from your counselor.**

2020 Senior College Presentation

- Prepare- do not wait until the last minute.
- Communicate appropriately with teachers & counselor for letter of recommendation.
- Attend Virtual College Rep visits at RBHS – signup in the Bronco Center.
- Check college/university websites for deadlines.
- Check email frequently- appropriate address
- Notify colleges of any course changes.
- Apply wisely!
- Don't hesitate to ask questions.

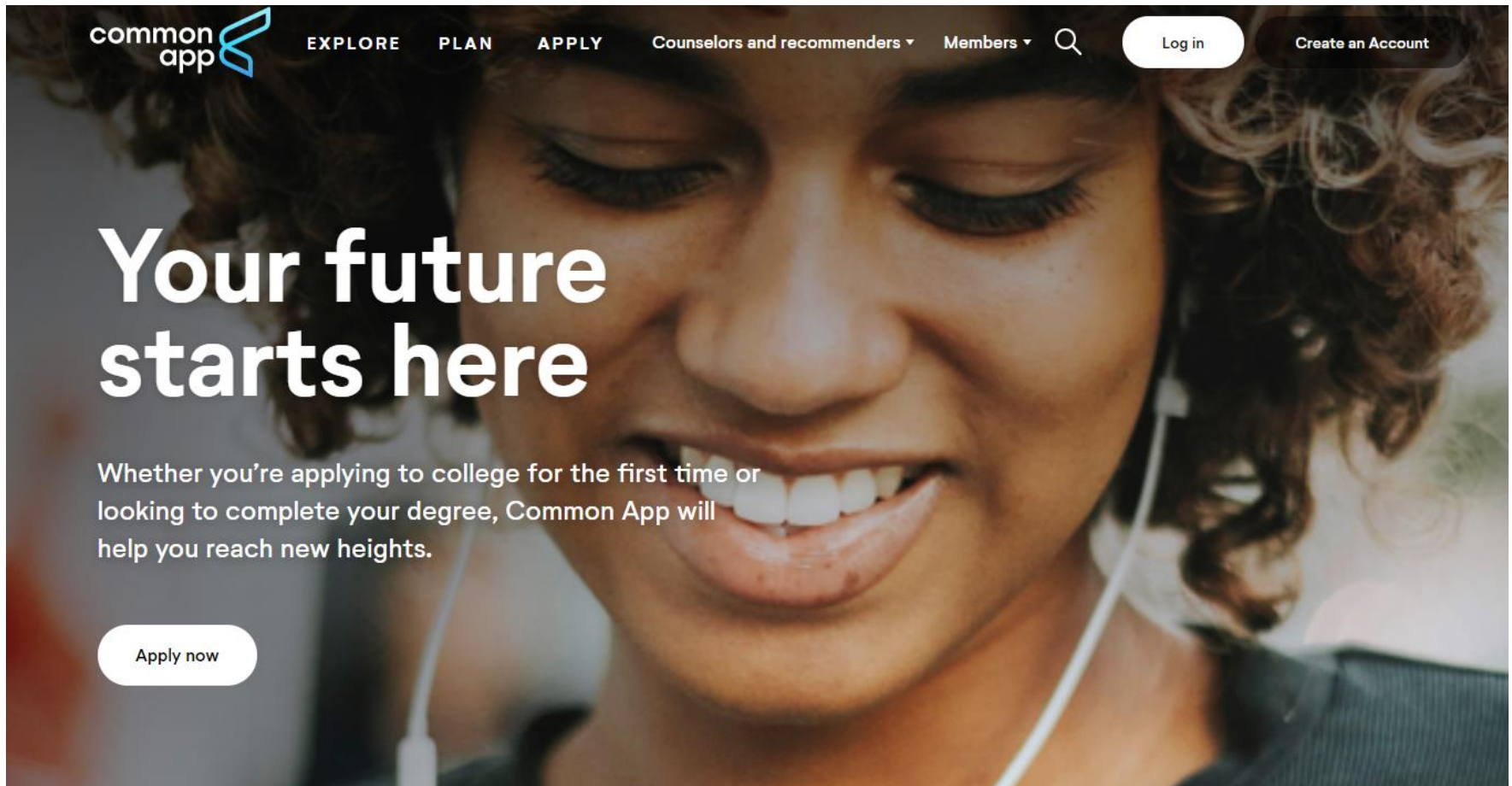


Thank You!



GO BRONCOS!

Common Application

The image shows the top portion of the Common App website. At the top left is the 'common app' logo. To its right is a navigation menu with the words 'EXPLORE', 'PLAN', and 'APPLY' in all caps. Further right are two dropdown menus labeled 'Counselors and recommenders' and 'Members', followed by a search icon. On the far right of the navigation are two buttons: 'Log in' and 'Create an Account'. Below the navigation is a large hero image of a young woman with curly hair, smiling and looking down. Overlaid on the left side of the hero image is the text 'Your future starts here' in a large, white, sans-serif font. Below this headline is a paragraph of text: 'Whether you're applying to college for the first time or looking to complete your degree, Common App will help you reach new heights.' At the bottom left of the hero image is a white button with the text 'Apply now'.

www.commonapp.org

Common Application

College Search:

- Use this tab to locate and select the schools you will apply.

The screenshot shows the 'College Search' tab selected in the navigation bar. The main content area features a search bar labeled 'College Search' with a placeholder 'College or City Name'. Below the search bar is a text input field and a note: 'Separate multiple search terms with a comma, e.g.: Washington, Boston'. A 'More filters' button is located below the input field. On the right side, there is an 'Application Requirements' button. Below the search area, it indicates '869 results' and a 'Sort by: College Name' dropdown menu. A list of search results is displayed, each with a plus icon, the school name, location, and a vertical ellipsis menu icon.

College Name	Location
Adelphi University	Garden City, NY - USA
Agnes Scott College	Decatur, GA - USA
Alaska Pacific University	Anchorage, AK - USA
Albany College of Pharmacy and Health Sciences	Albany, NY - USA
Albertus Magnus College	New Haven, CT - USA
Albion College	Albion, MI - USA

Common Application

My Colleges:

- Colleges and Universities added in the “College Search” function will be displayed.
- Navigate the application tabs: Questions, Recommenders & FERPA review & submit.

The screenshot displays the Common Application interface. At the top, there are navigation tabs: Dashboard, My Colleges (selected), Common App, College Search, and Financial Aid Resources. Below the tabs, the 'My Colleges' section is active, showing a list of colleges: Gonzaga University, Texas Christian University (highlighted), and University of San Diego. The 'Texas Christian University' page is displayed, featuring contact information and application deadlines.

My Colleges

- Gonzaga University
- Texas Christian University**
- University of San Diego

Texas Christian University

Contact Info

Phone: [\(817\) 257-7490](tel:(817)257-7490)
Fax: [\(817\) 257-7268](tel:(817)257-7268)
Email: frogmail@tcu.edu
Address: 3301 Bellaire Drive North
Fort worth, TX 76109
USA

Links: [College Website](#) · [College Navigator](#)

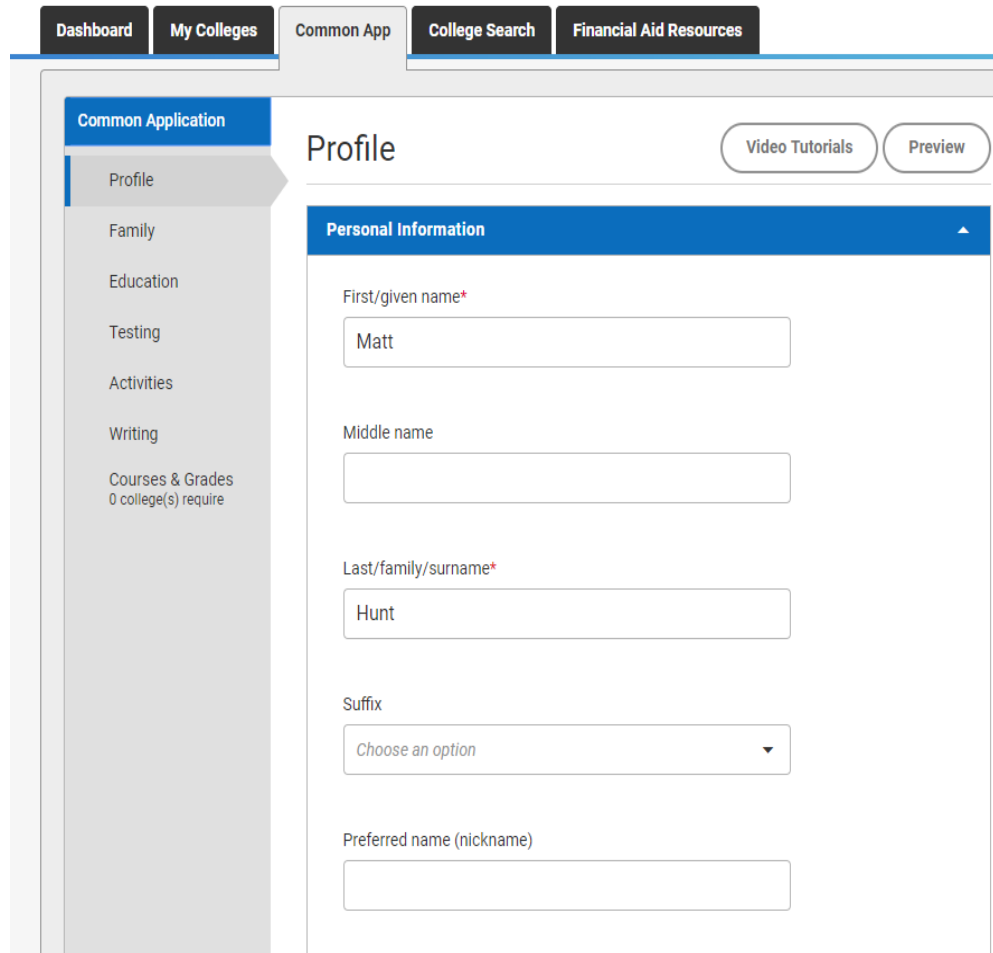
Application Deadlines

Year	First Year
Fall 2020	Early Decision - 11/01/2019 Early Action - 11/01/2019 Regular Decision - 02/01/2020
Spring 2020	Regular Decision - 12/03/2019
Summer 2020	Regular Decision - 02/01/2020

Common Application

Common App:

- Complete fields...Profile, Family, Ed, etc.
- Writing field- consists of Common App essay, remember some schools may have supplemental questions.



The screenshot shows the Common Application interface. At the top, there is a navigation bar with buttons for Dashboard, My Colleges, Common App (selected), College Search, and Financial Aid Resources. Below this is a sidebar menu for the Common Application section, with options for Profile (selected), Family, Education, Testing, Activities, Writing, and Courses & Grades (0 college(s) require). The main content area is titled 'Profile' and includes buttons for Video Tutorials and Preview. The 'Personal Information' section is expanded, showing input fields for First/given name* (filled with 'Matt'), Middle name, Last/family/surname* (filled with 'Hunt'), Suffix (a dropdown menu with 'Choose an option'), and Preferred name (nickname).

Common Application

The screenshot displays the Common Application interface. At the top, there are navigation tabs: Dashboard, My Colleges, Common App (selected), College Search, and Financial Aid Resources. On the left, a sidebar menu includes: Common Application, Profile, Family, Education, Testing, Activities, Writing (highlighted), and Courses & Grades (0 college(s) require). The main content area is titled 'Writing' and contains a 'Personal Essay' section. This section includes a paragraph explaining that some colleges require a personal essay and that users can choose to include or not include their essay. Below this is a checkbox labeled 'I understand'. Further down, it states that the following list shows colleges on the dashboard and whether they require a personal essay. Two boxes are shown: 'Required' (listing Gonzaga University, Texas Christian University, and University of San Diego) and 'Not Required' (which is currently empty).

Dashboard My Colleges **Common App** College Search Financial Aid Resources

Common Application

- Profile
- Family
- Education
- Testing
- Activities
- Writing**
- Courses & Grades
0 college(s) require

Writing [Video Tutorials](#) [Preview](#)

Personal Essay

Some colleges require submission of the personal essay with your Common Application. You may submit a personal essay to any college, even if it is not required by that college. If not required by a college, you will be given the option during submission to include your essay or not for that college.*

I understand

Here is the current list of colleges on your Dashboard and whether they require the Personal Essay.

Required	Not Required
<ul style="list-style-type: none">Gonzaga UniversityTexas Christian UniversityUniversity of San Diego	

Common Application

Dashboard:

- Comprehensive list of schools.
- Click on individual school to determine requirements and monitor progress.


Dashboard

Application Requirements

Sort by: College Name ▾


Gonzaga University

[Add your term or admission plan](#)

 Application - *In progress*

Show more details ▾

Application Status

 [Common Application](#) - *In progress*

 [Questions](#) - *In progress*


 [Recommenders and FERPA](#) - *In progress*

Writing Requirements

[Common App Personal Essay](#)

 Required

College Questions

 Additional Details

Applicants who select the Nursing Program in Academic Programs will be required to complete an additional writing question.

Writing Supplement

This college does not use a writing supplement for any additional writing requirements.

2020-2021 Common Application Essay Prompts

1. Some students have a background, identity, interest, or talent that is so meaningful they believe their application would be incomplete without it. If this sounds like you, then please share your story.
2. The lessons we take from obstacles we encounter can be fundamental to later success. Recount a time when you faced a challenge, setback, or failure. How did it affect you, and what did you learn from the experience?
3. Reflect on a time when you questioned or challenged a belief or idea. What prompted your thinking? What was the outcome?
4. Describe a problem you've solved or a problem you'd like to solve. It can be an intellectual challenge, a research query, an ethical dilemma - anything that is of personal importance, no matter the scale. Explain its significance to you and what steps you took or could be taken to identify a solution.
5. Discuss an accomplishment, event, or realization that sparked a period of personal growth and a new understanding of yourself or others.
6. Describe a topic, idea, or concept you find so engaging that it makes you lose all track of time. Why does it captivate you? What or who do you turn to when you want to learn more?
7. Share an essay on any topic of your choice. It can be one you've already written, one that responds to a different prompt, or one of your own design

FERPA

The Family Educational Rights and Privacy Act (**FERPA**): *a federal privacy law that gives parents certain protections with regard to their children's ed. rights, such as report cards, transcripts, letters of rec.*

- Why waive my **FERPA** rights? To prevent the appearance of having something to hide.
- Request letters from those who you know will write a positive letter of rec.

Quarter = Semester on apps!

- As you complete 4 year college/university applications be sure to list your RBHS academic course history as semester (not quarters).
 - *Example: applying to Long Beach State (CSU system) you'll select semester system for RBHS Academic program. 11th grade American Lit. will be listed as the subject and grade earned...American Lit 1 earned grade A and American Lit 2 earned grade B.*

** Timing does not matter- 1st and 2nd Quarters, list 1st and 2nd semester.

Early Decision vs. Early Action

Early Decision:

- ***Binding***- you promise to attend once accepted.
- Expected to submit only one ED app to one school.
- May submit other apps under normal application procedures.

Early Action:

- Non Binding
- Early notification without the obligations of ED.
- Free to apply to other schools and compare financial aid offers.

Cal State “CSU” System

Apply



CAL STATE **APPLY**

The CSU System

- **23 Campuses**
- **CSU application available 10/1/20 to 12/4/20 ** deadline extended this year!**
- **Use CSU Apply to access and complete the application!**



Cal State Apply- helpful hints

- One application for the entire system (23 campuses).
- CSU app is now \$70, per campus. 3 schools= \$210.00
- GPA Calculation function- CSU will calculate your GPA.
- Integrated the EOP into the application- no longer separate applications.
- Be sure to enter Rancho Bernardo HS, San Diego, CA as your school site- this will auto populate your HS courses into the application, **use CEEB Code 052536.**

Cal State Apply- helpful hints

- Log into CSU Apply application on October 1st.
- Read through entire application.
- Identify which campuses you will apply.
- **Do not** order transcripts or request letters of recommendation.
- Send test scores (SAT & ACT) directly to campus.
- SAT code for all CSU campuses **3594**
- Finish before Thanksgiving vacation. CSU ***application is due 12/4/20!***

UC System

UNIVERSITY
OF
CALIFORNIA



Nine campuses. One application.

Welcome to the University of California's application for undergraduate admissions and scholarships. By starting your application, you're taking your first step toward the best public university system in the world.

[Create an account](#)

UC System

1. Decide which campuses you are going to apply.
2. Application is open (8/1/20 to 11/30/20).
3. \$70 application fee, per campus. 3 schools=\$210.00
4. Login and begin reading through entire application.
5. Do not order transcripts or request letters of recommendation.
6. Submit SAT and ACT scores directly to applied campuses. Remember to select/click share scores- allows your score to be shared amongst UC's.
7. Finish before Thanksgiving break. UC ***app is due 11/30/20!***

UC App: Activities & Awards

- May list up to 20 Activities and Awards.
- Quality not quantity!
- Not a “ranking”, choose the ones that are most important to you.
- Demonstrate commitment, responsibility, leadership and genuine interest. Use the increased word count to describe the activity and your role.

UC Personal Insight Questions “PIQ’s”

- Select questions most relevant to you.
- Choose & answer 4 of 8 questions.
- Each response has a 350 word limit.
- Draft your response in a Word doc, cut/paste into UC app.
- All questions have equal value.
- Students may not respond to more than 4 questions.
- Do not add/write PIQ information into the “Additional Comments” box.

UC PIQ's

- ***Describe an example of your leadership experience in which you have positively influenced others, helped resolve disputes, or contributed to group efforts over time.***
- ***Every person has a creative side, and it can be expressed in many ways: problem solving, original and innovative thinking, and artistically, to name a few. Describe how you express your creative side.***
- ***What would you say is your greatest talent or skill? How have you developed and demonstrated that talent over time?***


UC PIQ's

- ***Describe how you have taken advantage of a significant educational opportunity or worked to overcome an educational barrier you have faced.***
- ***Describe the most significant challenge you have faced and the steps you have taken to overcome this challenge. How has this challenge affected your academic achievement?***
- ***Think about an academic subject that inspires you. Describe how you have furthered this interest inside and/or outside of the classroom.***
- ***What have you done to make your school or your community a better place?***
- ***Beyond what has already been shared in your application, what do you believe makes you stand out as a strong candidate for admissions to the University of California?***

What does UC expect from my responses?

- Greater authenticity
- Maximize the student voice
- No more guessing about what we want from students
- More information about the student- who they are and the context of their accomplishments
- More relevant information that best reflects individual circumstances
- Value content, use “I”, provide new information.

Questions?



GO BRONCOS!

Follow RBHS Counseling on Instagram: @broncocenter90

