

Vanguard Growth Index Fund

Domestic stock fund | Admiral™ Shares

Fund facts

Risk level Low ← → High					Total net assets	Expense ratio as of 04/29/21	Ticker symbol	Turnover rate	Inception date	Fund number
1	2	3	4	5	\$62,126 MM	0.05%	VIGAX	6.0%	11/13/00	0509

Investment objective

Vanguard Growth Index Fund seeks to track the performance of a benchmark index that measures the investment return of large-capitalization growth stocks.

Investment strategy

The fund employs an indexing investment approach designed to track the performance of the CRSP US Large Cap Growth Index, a broadly diversified index predominantly made up of growth stocks of large U.S. companies. The fund attempts to replicate the target index by investing all, or substantially all, of its assets in the stocks that make up the index, holding each stock in approximately the same proportion as its weighting in the index.

The fund may become nondiversified, as defined under the Investment Company Act of 1940, solely as a result of a change in relative market capitalization or index weighting of one or more constituents of the index.

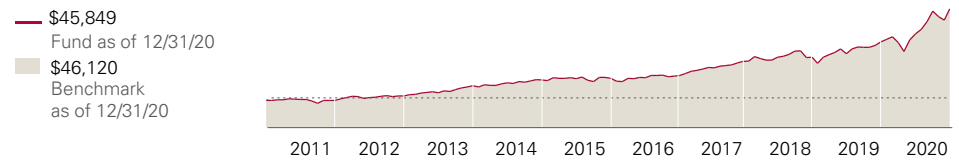
For the most up-to-date fund data, please scan the QR code below.



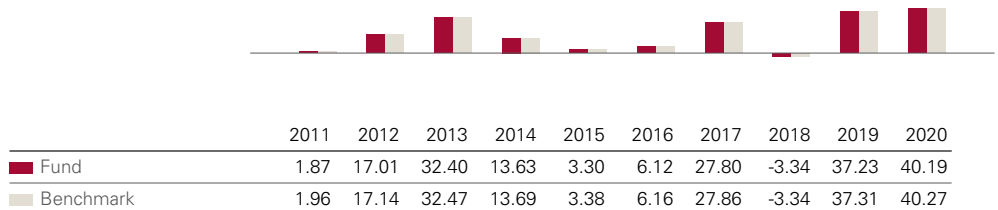
Benchmark

Spliced Growth Index

Growth of a \$10,000 investment : January 31, 2011 – December 31, 2020



Annual returns



Total returns

	Periods ended September 30, 2021					
	Quarter	Year to date	One year	Three years	Five years	Ten years
Fund	1.38%	14.92%	28.07%	22.77%	22.15%	19.32%
Benchmark	1.39%	14.96%	28.13%	22.82%	22.20%	19.38%

The performance data shown represent past performance, which is not a guarantee of future results. Investment returns and principal value will fluctuate, so investors' shares, when sold, may be worth more or less than their original cost. Current performance may be lower or higher than the performance data cited. For performance data current to the most recent month-end, visit our website at vanguard.com/performance. The performance of an index is not an exact representation of any particular investment, as you cannot invest directly in an index.

Figures for periods of less than one year are cumulative returns. All other figures represent average annual returns. Performance figures include the reinvestment of all dividends and any capital gains distributions. All returns are net of expenses.

Vanguard Growth Index Fund

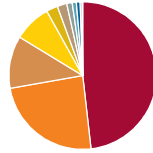
Domestic stock fund | Admiral™ Shares

Ten largest holdings*

1	Apple Inc.
2	Microsoft Corp.
3	Alphabet Inc.
4	Amazon.com Inc.
5	Facebook Inc.
6	Tesla Inc.
7	NVIDIA Corp.
8	Visa Inc.
9	Home Depot Inc.
10	Walt Disney Co.
Top 10 as % of total net assets	
47.7%	

* The holdings listed exclude any temporary cash investments and equity index products.

Sector Diversification



Technology	48.2%	Basic Materials	1.2
Consumer Discretionary	24.0	Telecommunications	0.9
Industrials	11.5	Consumer Staples	0.8
Health Care	8.2	Energy	0.4
Real Estate	2.5	Utilities	0.2
Financials	2.1	Other	0.0

Sector categories are based on the Industry Classification Benchmark system (“ICB”), except for the “Other” category (if applicable), which includes securities that have not been provided an ICB classification as of the effective reporting period.

Connect with Vanguard® > [vanguard.com](https://www.vanguard.com)

Plain talk about risk

An investment in the fund could lose money over short or even long periods. You should expect the fund’s share price and total return to fluctuate within a wide range, like the fluctuations of the overall stock market. In addition, the fund’s performance could be hurt disproportionately by a decline in the prices of just a few stocks. This is because, compared with other mutual funds, the fund invests a greater percentage of assets in the stocks of fewer companies. The fund’s performance could also be hurt by:

Stock market risk: The chance that stock prices overall will decline. Stock markets tend to move in cycles, with periods of rising stock prices and periods of falling stock prices. The fund’s target index may, at times, become focused in stocks of a particular sector, category, or group of companies. Because the fund seeks to track its target index, the fund may underperform the overall stock market.

Investment style risk: The chance that returns from large-capitalization growth stocks will trail returns from the overall stock market. Large-cap stocks tend to go through cycles of doing better—or worse—than other segments of the stock market or the stock market in general. These periods have, in the past, lasted for as long as several years.

Sector risk: The chance that significant problems will affect a particular sector, or that returns from that sector will trail returns from the overall stock market. Daily fluctuations in specific market sectors are often more extreme or volatile than fluctuations in the overall market. Because a significant portion of the fund’s assets are in the information technology sector, the fund’s performance is impacted by the general condition of that sector. Companies in the information technology sector could be affected by, among other things, overall economic conditions, short product cycles, and rapid obsolescence of products, competition, and government regulation. Sector risk is expected to be high for the fund.

Nondiversification risk: To closely track the composition of the fund’s target index, more than 25% of the fund’s total assets may be invested in issuers representing more than 5% of the fund’s total assets. In that case, the fund would be nondiversified under the Investment Company Act of 1940, although it would continue to hold approximately 300 stocks across a number of sectors. When the fund is operating as nondiversified, the fund’s performance may be hurt disproportionately by the poor performance of relatively few stocks, or even a single stock, and the fund’s shares may experience more significant fluctuations in value than if the fund was diversified.

Note on frequent trading restrictions

Frequent trading policies may apply to those funds offered as investment options within your plan. Please log on to [vanguard.com](https://www.vanguard.com) for your employer plans or contact Participant Services at 800-523-1188 for additional information.

Center for Research in Security Prices, LLC (CRSP®) and its third-party suppliers have exclusive proprietary rights in the CRSP® Index Data, which has been licensed for use by Vanguard but is and shall remain valuable intellectual property owned by, and/or licensed to, CRSP®. The Vanguard Funds are not sponsored, endorsed, sold or promoted by CRSP®, The University of Chicago, or The University of Chicago Booth School of Business and neither CRSP®, The University of Chicago, or The University of Chicago Booth School of Business, make any representation regarding the advisability of investing in the Vanguard Funds.

For more information about Vanguard funds or to obtain a prospectus, see below for which situation is right for you.

If you receive your retirement plan statement from Vanguard or log on to Vanguard’s website to view your plan, visit [vanguard.com](https://www.vanguard.com) or call **800-523-1188**.

If you receive your retirement plan statement from a service provider other than Vanguard or log on to a recordkeeper’s website that is not Vanguard to view your plan, please call **855-402-2646**.

Visit [vanguard.com](https://www.vanguard.com) to obtain a prospectus or, if available, a summary prospectus. Investment objectives, risks, charges, expenses, and other important information about a fund are contained in the prospectus; read and consider it carefully before investing.

Financial advisor clients: For more information about Vanguard funds, contact your financial advisor to obtain a prospectus.

Investment Products: Not FDIC Insured • No Bank Guarantee • May Lose Value