

Pirate Early Learning Printables



This pack contains early learning printables to use with your preschool or kindergarten child when studying about pirates. I would highly recommend printing the activities from this set onto cardstock so that they are sturdier for younger hands.

If you would like to share, please share a link to my blog or to the page that hosts these files. **Please do not link directly to just the PDF files** (the link you are at now). Please feel free to print this pdf file for your own personal use. They were created for private and non-profit use. Please do not sell or host these files anywhere else.

Created by Jolanthe at [Homeschool Creations](#)


Artwork from Fotolio and [JWillustrations](#) and purchased from [MyGrafico](#)

Use the top section for your child to practice writing his/her name and add to the front of a lapbook or file folder if storing your child's work. Depending on the book that you use for your adventure, have your child summarize the book and record what they tell you. Add the mini 'book report' to the front of your folder.



what happened in the story?

My favorite part of the book was...



cannon




hook



pirate



Ship



treasure



parrot




doubloons



map



sailor




cannon




hook



pirate



ship



treasure



parrot



doubloons


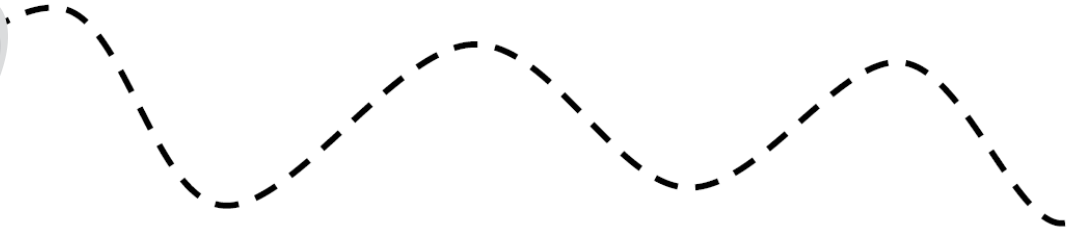
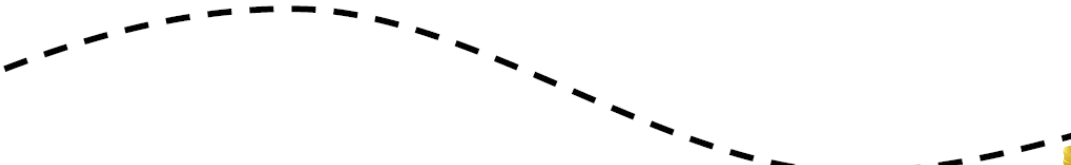



map






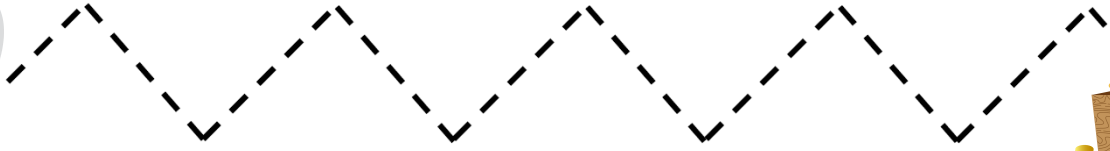


sailor

Help the Pirate Find the Treasure!



Help the Pirate Find the Treasure!



How Many

Bags of Gold?



1




The pirate found **one** bag of gold.

Cut out the pages and
count the bags of gold on
each page of the booklet.

Staple the book together.

2



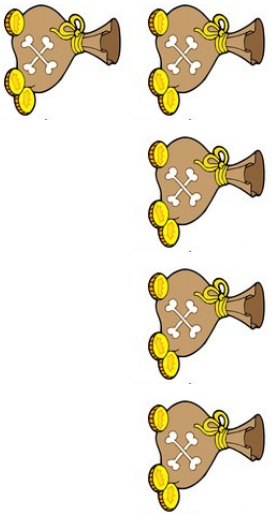
The pirate found **two** bags of gold.

3



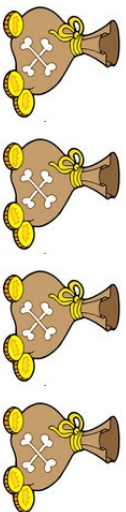
The pirate found **three** bags of

5



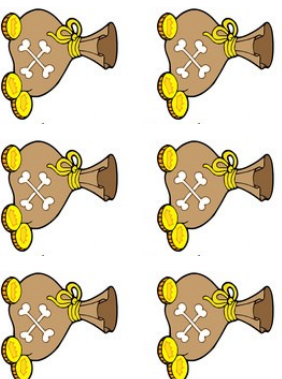
The pirate found **five** bags of gold.

4



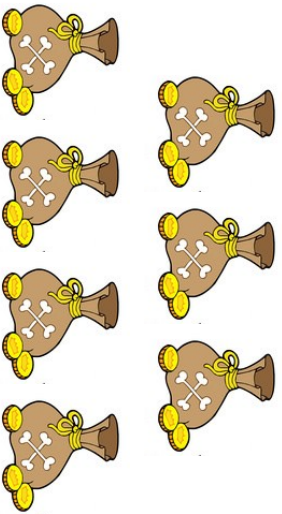
The pirate found **four** bags of gold.

6



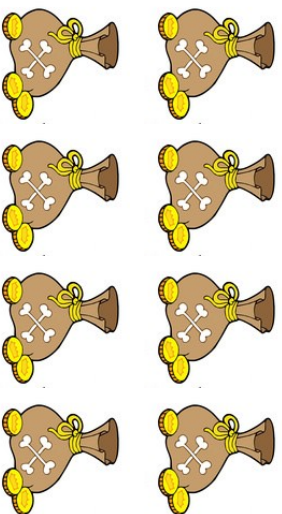
The pirate found **six** bags of gold.

7




The pirate found **seven** bags of gold.

8



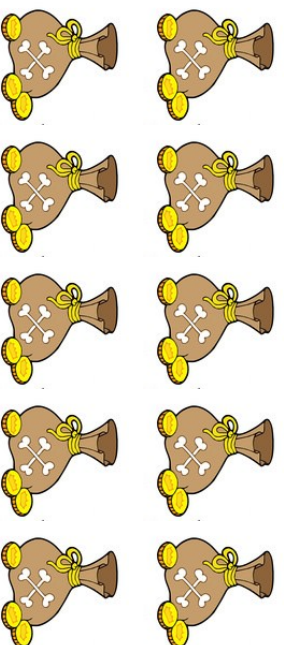
The pirate found **eight** bags of gold.

9



The pirate found **nine** bags of gold.

10



The pirate found **ten** bags of gold.


How many parrots are flying over the pirate?





1	2	3	4	5
6	7	8	9	10
11	12	13	14	15

Print, laminate and cut out or slide into a sheet protector. Have your child either clip a clothespin to the correct beginning letter sound or use a dry erase marker to circle the correct letter. Depending on your child's ability, the ending letter of each word is also included.




N	O	C
---	---	---




H	K	O
---	---	---



R	P	T
---	---	---



S	H	P
---	---	---



R	T	I
---	---	---



P	R	T
---	---	---



B	L	D
---	---	---




N	M	P
---	---	---



S	O	R
---	---	---




pirate



ship



doubloons



treasure



parrot



hook



sailor




map



cannon

Where your treasure is
there your heart will be also.

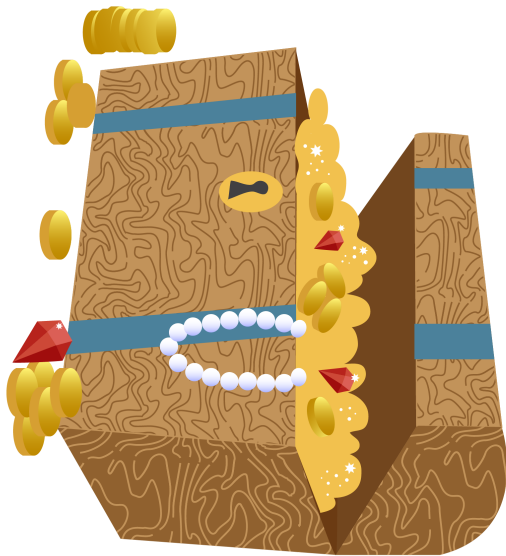
Matthew 6:21



Where your  is

there your  will be also.

Matthew 6:21

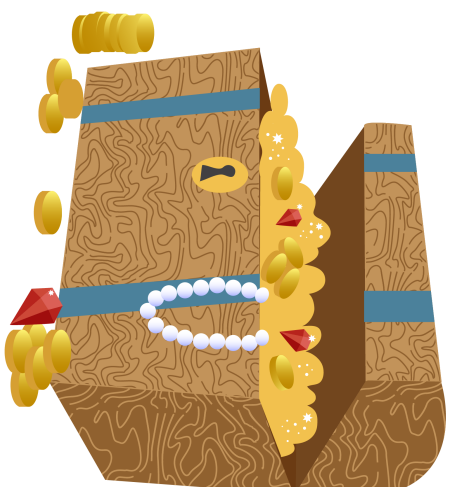


Matthew 6:21

Where your treasure is
there your heart
will be also.

Where your

treasure is,



where your heart will

be also. Your new life

Find the TREASURE!



This is a fun and simple game to play with your preschooler! All you need is a game board {two pieces}, game piece markers {like small bingo chips}, and a die.

Directions:

Take turns rolling the die. If you land on one of the dark blue or brown dots, stop and read to see what you need to do. Sometimes you can move ahead, you might have to drop anchor and stay for a bit, or go back a few spaces. The first one to reach the 'x' marks the spot ~ wins!

You found a message in a



Your hat blew off! Go back 2 spaces and get it out of the water.

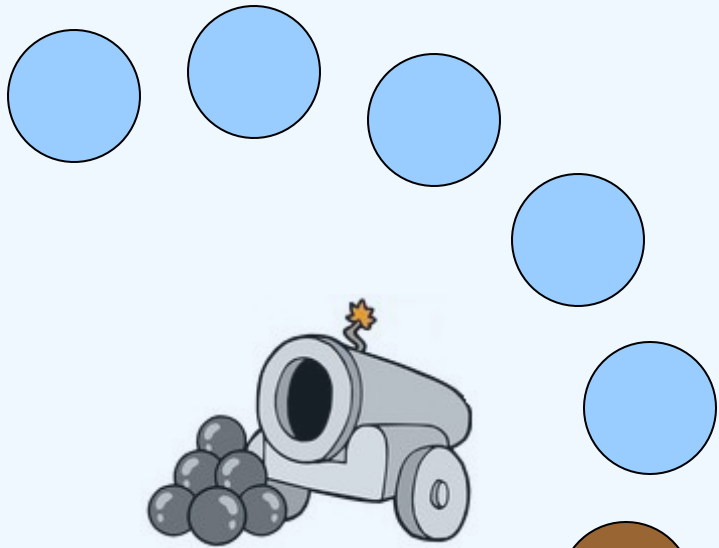




Set Sail!!


Oh no! Your ship needs repairs. Drop anchor and stay here for one turn.




bottle with a shortcut!!



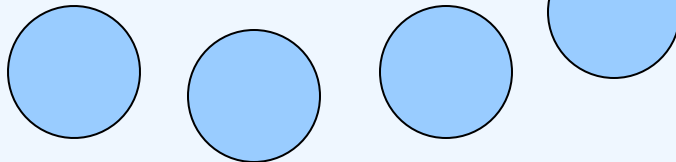
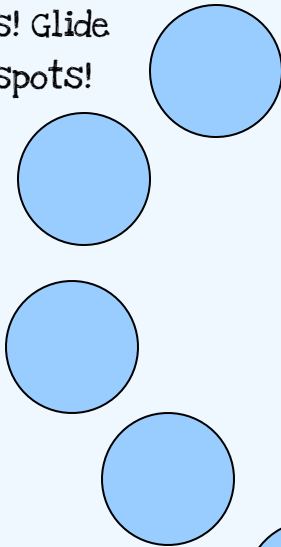

Another pirate ship
fired on your ship!

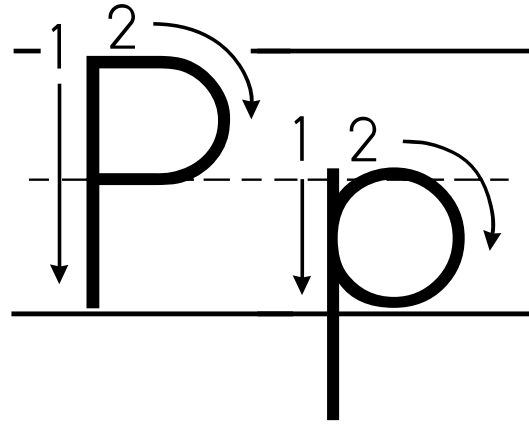


Stop and hide for 1 turn.



Lots of wind in
your sails! Glide
ahead 3 spots!

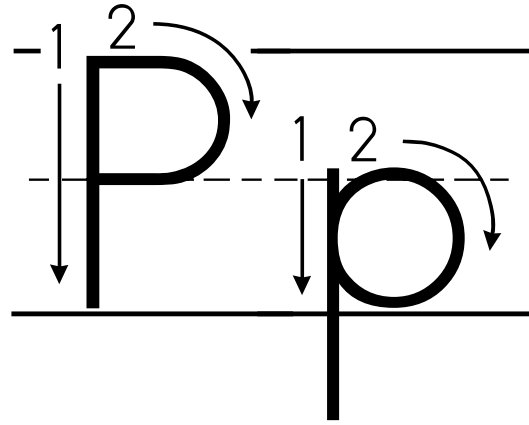




pirate

P P P P

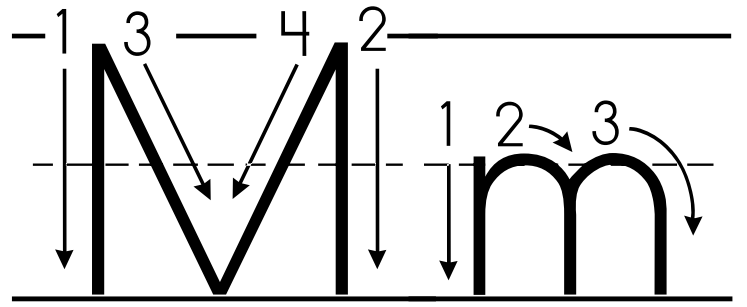
p p p p



pirate

P P P P

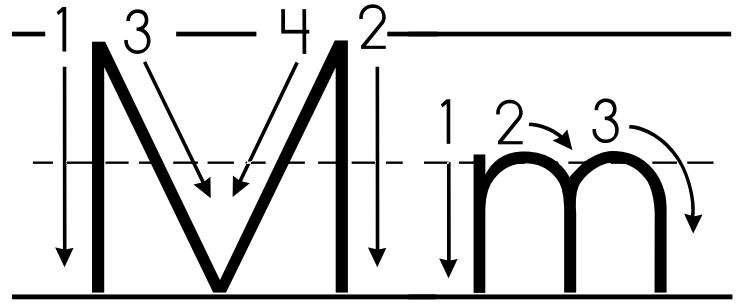
p p p p



map

M M M M M

m m m m



map

map

M

M

M

m


m

m

m

Word Families

Cut out the cards below and have your child sort the words into the correct word families.



bat

bed

bit

cat

fed

fit

fat

led

hit

mat




red

lit

pat



wed

sit





Help the pirate find the treasure!



Word Matching

Draw lines to match the correct words to the pictures.



pirate
sailor
treasure
cannon
hook
parrot
map
ship

The Pirate



The pirate has a ship. He sails his ship on



the ocean. He has a pet parrot. The



pirate sails with his sailors looking for



treasure. He has a map that helps him



look for the treasure. When the pirate



finds treasure, he will share with his



sailors.

Find the Words

Can you find these words in the pirate story?

the

for

will

pet

map

has

pirate

a

look

his

with

he

ship

him


on

What starts with the 'm' sound?



--	--	--	--	--

Cut out the pictures below. Glue the ones that begin with the 'M' sound in the boxes above.



Say and Clap

Cut out the pictures and numbers. Help your child say and clap the number of syllables in the words. Place the picture under the correct number column.

1	2
---	---

Pirate Number Maze

Can you help the pirate get to the treasure by tracing a path from 1 to 10?



	3	4	5
1	2	9	6
7	4	8	7
2	1	9	3
5	6	10	

Pirate Number Maze

Can you help the pirate get to the treasure by tracing a path from 11 to 20?



	11	14	17
19	12	15	20
14	13	18	19
15	16	17	20
11	12	13	