

## Age-Level Overview

	Open the Bible	Activate Faith
<b>Lower Elementary</b>		
<p><b>WORKSHOP FOCUS:</b> Jesus taught us the Lord's Prayer.</p> <p><b>HIDDEN PRAYER PUZZLES:</b> Kids go on a hunt to fill in the missing words of the prayer.</p> <p><b>PARACHUTE PRAYERS:</b> Kids play parachute games to learn about prayer.</p>	<p><b>SPARK RESOURCES:</b> Spark Story Bibles</p> <p><b>SUPPLIES:</b> Chart paper, marker</p> <p><b>SUPPLIES:</b> Hidden Prayer Puzzle Cards (pages 47-51), colored copy paper, chart paper, tape, markers</p>	<p><b>SPARK RESOURCES:</b> None</p> <p><b>SUPPLIES:</b> Parachute or bedsheet, tennis balls, large beach ball, buckets, timer, rolls or bread</p>
<b>Upper Elementary</b>		
<p><b>WORKSHOP FOCUS:</b> Jesus, teach us to pray!</p> <p><b>PRAYER PERSON:</b> Kids play a game of hangman.</p> <p><b>THE LORD'S PRAYER BALL BONANZA:</b> Kids play a basketball game to learn the parts of the Lord's Prayer.</p>	<p><b>SPARK RESOURCES:</b> Spark Bibles, Spark Bible Stickers</p> <p><b>SUPPLIES:</b> Chart paper, markers, tape (optional)</p>	<p><b>SPARK RESOURCES:</b> Spark Bibles</p> <p><b>SUPPLIES:</b> Prayer Person Clues (page 53), chart paper, whiteboard, marker, eraser</p> <p><b>SUPPLIES:</b> Masking tape, timer, basketball, basketball hoop (outside or in gym, if available) or large plastic container, large foam ball or beach ball</p>
<b>All Kids</b>		
<p><b>WORKSHOP FOCUS:</b> Jesus gives us an example of how to pray.</p> <p><b>CART-FULLY:</b> Kids learn about different types of prayer through a game.</p> <p><b>CART RELAYS:</b> Kids play a relay game to learn about different types of prayer.</p>	<p><b>SPARK RESOURCES:</b> Spark Story Bibles, Spark Bibles, Spark Bible Stickers</p> <p><b>SUPPLIES:</b> Chart paper, markers</p>	<p><b>SPARK RESOURCES:</b> None</p> <p><b>SUPPLIES:</b> Wall signs (pages 55-58), 4 per team (Confession, Adoration, Request, and Thanksgiving), CART Prayer Phrases, (pages 59-60), tape</p> <p><b>SUPPLIES:</b> Wagons; cardboard boxes; pool noodles; balls; other large, light items</p>



Visit [www.sparksundayschool.org](http://www.sparksundayschool.org) for more Spark content. Watch a short Lesson Prep Video that will prepare you and give you confidence to explore this Bible story with the kids you are leading. You will also find a downloadable Family Page for this rotation's story filled with ideas for families to use to explore this story and live out their faith at home.



**Workshop Focus:** Jesus taught us the Lord's Prayer.

Keep these tips in mind as you welcome kids to the workshop and explore the story together.

- Each week, remember to welcome kids to the rotation. Keep in mind that for some kids, it may be the first time they are visiting your workshop!
- If kids have heard the story several times during previous weeks, read it again! Kids learn through repetition, and every workshop will explore the Bible story in a slightly different way.
- Remember that the Shepherds are there to support you as they accompany kids each week.
- Be sure to visit [www.sparksondayschool.org](http://www.sparksondayschool.org) to download the Family Page for this story. Make copies of it and ask Shepherds to distribute it during the Wrap Up.

## Open the Bible (10 minutes)

### The Lord's Prayer Storytelling

In advance, write your church's version of the Lord's Prayer on chart paper. Underline or circle the words discussed in the lesson below. If the version your church uses has another term, replace that for the term in the lesson. Then put all of the underlined words on a page of the chart paper for writing definitions ideas.

**Welcome to the game room, kids! Today we are going to learn all about the Lord's Prayer! Jesus gave us this prayer as a way to teach us how to pray. And we pray it during almost every service here at church. Do any of you have the Lord's Prayer memorized?** If many of them do, consider saying the Lord's Prayer together to open the class in prayer.

**The first place we need to go to learn about the Lord's Prayer is the Bible!** Pass out Spark Story Bibles to kids. **Let's open our Spark Story Bibles to page 278 and read what it has to say about the Lord's Prayer.** Read the story to the kids.

**Jesus used the Lord's Prayer as an example of a way to pray. Let's look at some of the unfamiliar words in our prayer so we can understand it better.**

#### Spark Resources

Spark Story Bibles

#### Supplies

Chart paper

Marker

Introduce the words below and ask kids what they think each word means. Write down their guesses on the chart paper before introducing the definitions, also below. Be sure to acknowledge kids who are close to correct with their definition.

### Unfamiliar Words:

- **Hallowed—Holy, honored, considered extra special. We pray that God's name can be honored, as we know it should be.**
- **Kingdom—a place where a king rules. What does God's kingdom look like? God is King of the whole world. We are asking God to rule the world.**
- **Will—What God wants for and from us. We are asking for help following God's rules.**
- **Sin—things that we do wrong. Sins can be against God, other people, ourselves, creation, or all four. What are some examples of sins?**
- **Time of trial—a phrase used to describe a difficult or hard time, particularly a time where it is hard to see God in the world. Can you think of a hard time in your own life?**
- **Amen—It means, "so be it" in Hebrew. It is a way of ending a prayer and leaving things in God's hands.**

## Activate Faith (25 minutes)

### Hidden Prayer Puzzles

---

**Set Up:** Print out two sets of the Hidden Prayer Puzzle Cards, each in a different color, and cut them out. Then write out the Lord's Prayer on chart paper, leaving blanks for the ten words on the puzzle cards. Make two of these posters and tape them to opposite sides of the room. At the bottom of the posters, write: \_\_\_\_\_ . This is the puzzle the kids are trying to solve. Before the kids arrive, hide the puzzle cards around the room so they are still slightly visible to the eye.

#### Activity Instructions

**Jesus gave us the Lord's Prayer. He taught it to the disciples, and thanks to the Bible, he teaches it to all of us, too. Why do you think that Jesus taught us this prayer?** Accept all answers. **The Lord's Prayer shows what is important in prayer. Not only does this prayer ask God for help, but it also reminds God that we love and honor him. This prayer is a good balance of thanking and honoring God, and asking God to provide us what we need.**

**For our first game today, we are going to make sure we know the Lord's Prayer very well, and we're going to use it to solve a puzzle.** Split the kids into two teams, and assign each team a color. Show the kids the Lord's Prayer you've written out,

#### Spark Resources

None

#### Supplies

Hidden Prayer Puzzle Cards  
(pages 47-51)  
Copy paper, 2 colors  
Chart paper  
Tape, 2 rolls  
Markers

and tell them they must find the missing words hidden around the room and tape them in the correct position on their Lord's Prayer poster. They can use the pictures on the cards and their Bibles to help them.

Each word has part of the answer to the final puzzle at the bottom of the sheet. When all the words are correctly in place, the words and letters can be used to solve the final puzzle. The game ends when the final puzzle is written in place.

Explain these rules to the kids, then make sure you and the Shepherd(s) keep an eye on each of the teams and guide them, if necessary. Also split the teams so they are a mix of older and younger kids.

**So, what did our final puzzle tell us?** (*Jesus teaches us to pray.*) **That's right. Jesus does teach us to pray, and when we learn the Lord's Prayer, which Jesus taught us, we can always have a prayer to pray.**

## Parachute Prayers

**Set Up:** Write "God" on the beach ball. On each of the 12 buckets, write part of the Lord's Prayer, and scatter the buckets in order around the edges of the room:

1. Our Father in heaven,
2. Hallowed be your name,
3. Your kingdom come, your will be done,
4. On Earth as it is in heaven.
5. Give us this day our daily bread.
6. Forgive us our sins as we forgive those who sin against us.
7. Save us from the time of trial,
8. And deliver us from evil.
9. For the kingdom
10. The power,
11. And the glory are yours, now and forever.
12. Amen.

### Activity Instructions

**We are going to play a few parachute games. We'll do some warm-up games to prepare us for our final parachute prayer challenge! These games will help us work together with the parachute. Are you ready?** Explain and play the games one by one. Leave approximately five minutes for the last game, which should provide enough time to play it at least twice.

**Spark Resources**  
None

**Supplies**  
Parachute or bedsheet  
Tennis balls, 12  
Large beach ball  
Buckets, 12  
Bag of rolls or bread, 1 piece per kid  
Timer

### **Game 1—Hallowed be your name.**

**God's name is very holy, and in the Lord's Prayer, we pray that we learn to honor his name. So this ball represents God's name. Our goal is to work together to keep the ball off the floor. This means that we are keeping his name holy.** Direct the kids to take part of the parachute and work together to keep the ball off the floor. Have them make large and small waves, to launch the ball in the air and to catch it again, but most importantly, they must keep the ball off the floor. **Was it hard to honor God's name at all times? When did the parachute make it more difficult?**

**Sometimes when life gets difficult, it can be hard to honor God's name. That's why it is good to practice!**

### **Game 2—Give us today our daily bread.**

*Before serving any food, always check with caregivers for kids with food allergies. Provide an alternative, if necessary.*

In this game, the kids bounce the bag of rolls or bread around the parachute and try to get it to each kid so that he or she can take a piece of bread to eat. Kids may find it difficult to help direct the bag, and they must work together and communicate to make sure that all kids get a piece of bread.

**Did you have to work together to feed everyone? In the world today, we can pray that we will have something to eat, like we do in the Lord's Prayer, but one of the ways we can help feed all of God's people is by working together to feed all the people of the world. We do that in this church by supporting [insert the name of a food mission your church participates in].**

### **Game 3—The Lord's Prayer Parachute Challenge**

Kids have to use the skills they practiced in the first two games to work together to bounce one tennis ball off the parachute and into each of the Lord's Prayer buckets—in order! They can pick up the tennis ball and place it back on the parachute if needed, but other than that they must not touch the tennis ball with their hands. As the kids get one ball in each bucket, throw another ball onto the parachute. (For advanced parachute kids, consider having multiple balls on the parachute at once.)

Explain that we will be timing the game, and their goal is to work together to get a ball in each Lord's Prayer bucket as fast as they can. Then begin the timer to two minutes, and throw the first tennis ball onto the parachute.

As time allows, have them play the game additional times so they can try to beat their score each time.

# Send (5 minutes)

## Wrap Up

---

Remind the Shepherds to distribute the Family Page for this story if the kids haven't already received it, and come together for Wrap Up.

**Jesus taught us the Lord's Prayer, and we often pray it together in church. The Lord's Prayer is a reminder of how to pray, and it is also a reminder for us to work and pray together, just as we did in our games today. Jesus knew that prayer was important, so he made sure to teach us the Lord's Prayer.**

**Today for our prayer, we are going to play our The Lord's Prayer Parachute Challenge game one more time, but instead of timing ourselves, we say each phrase as we get the tennis ball into the bucket. This will be our prayer today!**

### Spark Resources

Family Pages



### Supplies

None

## Prayer Time

---

Guide the kids in reciting each phrase as they use the parachute to get a tennis ball into each bucket. After the prayer is recited during the game, gather the kids together and pray the Lord's Prayer one last time all together.

**Our Father in heaven,  
Hallowed be your name,  
Your kingdom come, your will be done,  
On Earth as it is in heaven.  
Give us this day our daily bread.  
Forgive us our sins as we forgive those who sin against us.  
Save us from the time of trial,  
And deliver us from evil.  
For the kingdom  
The power,  
And the glory are yours, now and forever.  
Amen.**

### Supplies

Parachute or bedsheet

Tennis balls





**Workshop Focus:** Jesus, teach us to pray!

Keep these tips in mind as you welcome kids to the workshop and explore the story together.

- Each week, remember to welcome kids to the rotation. Keep in mind that for some kids, it may be the first time they are visiting your workshop!
- If kids have heard the story several times during previous weeks, read it again! Kids learn through repetition, and every workshop will explore the Bible story in a slightly different way.
- Remember that the Shepherds are there to support you as they accompany kids each week.
- Be sure to visit [www.sparksondayschool.org](http://www.sparksondayschool.org) to download the Family Page for this story. Make copies of it and ask Shepherds to distribute it during the Wrap Up.

## Open the Bible (10 minutes)

### The Lord's Prayer Story

Write the Lord's Prayer on the chart paper, and post it on the wall.

**Welcome to the game room, kids! I am so pleased to have you here with me because today we are going to learn about prayer. Have you ever wondered what you should pray? Accept kids' responses. I think a lot of people struggle with knowing what to say to God. We know that God listens to our prayers, but we don't always know what words to use. In our Bible story today, Jesus teaches the disciples and us how to pray. Let's open our Bibles and read the lesson together.**

Pass out Spark Bibles, and direct kids to Matthew chapter 6. Invite volunteers to read 6:5-15 aloud. Give the kids time to use their Spark Bible Stickers, as well.

**What did you learn from Jesus about prayer in our Bible reading today? Does anyone have any questions about what Jesus said?** Take their answers, and be sure to affirm their observations. **Now did anyone notice that Jesus gave us a sample prayer in the middle of our reading? Did you recognize it? What do we call it in church?** (*the Lord's Prayer*)

#### Spark Resources

Spark Bibles  
Spark Bible Stickers

#### Supplies

Chart paper  
Markers  
Tape (optional)

**Jesus gave us the Lord's Prayer as a sample prayer. It gives us lots of what a good prayer has. What do you think makes it a good prayer?** Accept answers. **Those are great reasons, I have a few, as well—it is respectful of God, it asks for help for ourselves and our neighbors, it is short and easy to remember, and It reminds us that we need God in our lives.**

## Activate Faith (25 minutes)

### Prayer Person

**Set Up:** Have the Prayer Person Clues spaced out in advance on an individual sheet on the chart paper in advance. Don't put the verse on the puzzle, but keep it for your own aid. Also, practice the Prayer Person sequence so you know how to draw him.

#### Activity Instructions

**The Lord's Prayer and our whole Bible lesson today involve Jesus teaching us to pray. It is comforting to me that the disciples needed help learning how to pray, too. Prayer doesn't have to be hard—it is actually really easy—but many people worry about whether they pray the "right" way. Do you think that there is a right or a wrong way to pray?** *(no)*

**God listens to all our prayers whether or not we use the Lord's Prayer or make up our own. God even listens and hears us when don't have the words to say what we mean to pray.**

**But like all things, prayer is something we can practice. And the more we practice, the more comfortable we feel about praying. For our first game today, we are going to play a variation of hangman called "Prayer Person." We are going to try to solve puzzles from our Bible lesson today to help teach the Prayer Person about prayer—before he or she is drawn completely in.**


Show kids the sequence for the Prayer Person so they know how many turns they have, then one-by-one allow the kids to guess a letter. The Prayer Person is completely drawn with 9 incorrect guesses. Be sure to take turns so the whole

#### Spark Resources

Spark Bibles

#### Supplies

Prayer Person Clues (page 53)  
Chart paper  
Whiteboard  
Markers  
Eraser



class gets a chance to guess. If needed, have another set of puzzles drawn that the Shepherd can lead half the class in, but a single set should work for most class sizes. While each kid gets an opportunity to add a letter—any kid can raise his or her hand to guess the solution. The kid who guesses the solution correctly gets to come and assist you by writing letters during the next round.

There are seven rounds prepared but you can do more or less as time allows.

## The Lord's Prayer Ball Bonanza

**Set Up:** Set up seven stations around the basketball hoop or plastic container. Mark these with a portion of the Lord's Prayer on the tape and a number based on the order within the prayer. Have the stations be varying distances from the hoop for varying degrees of difficulty, similar to the basketball shooting drill Around the World. Be sure to account for the space you are using when choosing your stations.

The station labels:

1. Our Father in heaven, hallowed be your name,
2. Your kingdom come, your will be done, on Earth as it is in heaven.
3. Give us this day our daily bread.
4. Forgive us our sins as we forgive those who sin against us.
5. Save us from the time of trial, and deliver us from evil.
6. For the kingdom, the power, and the glory are yours, now and forever
7. Amen.

### Activity Instructions

**Our next game today involves a little more movement, and we'll need to work together to score a complete prayer. This game helps us to memorize the Lord's Prayer and put it in order. The Lord's Prayer is an important one because it is the one Jesus uses to teach us how to pray. It is important to remember, however, that this is just a sample of a prayer. We can use this when we pray or we can use our own words, too. Or we can use both!**

Separate the kids into several teams of no more than seven kids per team. Ideally each team will have 3-4 kids, but take your class time into consideration when making the teams. Explain that the teams will work together to score baskets from stations on the floor in order of the Lord's Prayer. The team has to score a basket from all seven stations in order, and each kid must get opportunities to shoot. Before each shoot, kids should say that station's petition.

Kids will need to figure out the best method to accomplish this. Either one kid can take each station, or they can form a line at one station and each try until a station is passed. They are allowed to figure out their own strategy as long as each kid gets regular chances to score.

### Spark Resources

None

### Supplies

Masking tape  
Timer  
Basketball, at least 1  
Basketball hoop (outside or in gym if available) or large plastic container  
Large foam ball or beach ball, at least 1

Have teams go one at a time, and time them to see how well they do. The other teams should cheer the kids on as they go through the course. The team with the fastest time wins; however, with enough class time, teams could go through the course again to try to beat their first time.

**We worked together to pray the Lord's Prayer in a fun way. Jesus taught us all about prayer and gave us the Lord's Prayer specifically to help us pray. Thank you for helping us pray today!**

## Send (5 minutes)

### Wrap Up

---

Remind the Shepherds to distribute the Family Page for this story if the kids haven't already received it, and come together for Wrap Up.

**Jesus taught the disciples all about prayer, and he's been a good teacher for us today, as well. What is one thing you learned about prayer today?** Accept all answers. **Jesus taught us the Lord's Prayer, and to close in prayer today, we are going to pray the Lord's Prayer together. To help us remember it, we are going to go back to our teams create hand motions. Then, just like Jesus taught us the Lord's Prayer, we will teach the class our team's hand movements.** Using the teams from the last game, divide the prayer to specific groups and have them come up with hand motions for their section of the Lord's Prayer. When each group has come up with their hand motions, have them teach them to their team, and then have each team teach the other team. Put the whole thing together, and pray the Lord's Prayer with your new hand motions. Pray it twice so that it can become engrained in them.

### Spark Resources

Family Pages



### Supplies

Strips of paper

Pen or pencil

### Prayer Time

---

**Our Father in heaven,  
Hallowed be your name,  
Your kingdom come, your will be done,  
On Earth as it is in heaven.  
Give us this day our daily bread.  
Forgive us our sins as we forgive those who sin against us.  
Save us from the time of trial,  
And deliver us from evil.  
For the kingdom  
The power,  
And the glory are yours, now and forever.  
Amen.**

**Workshop Focus:** Jesus gives us an example of how to pray.

Keep these tips in mind as you welcome kids to the workshop and explore the story together.

- Each week, remember to welcome kids to the rotation. Keep in mind that for some kids, it may be the first time they are visiting your workshop!
- If kids have heard the story several times during previous weeks, read it again! Kids learn through repetition, and every workshop will explore the Bible story in a slightly different way.
- Remember that the Shepherds are there to support you as they accompany kids each week.
- Be sure to visit [www.sparksundayschool.org](http://www.sparksundayschool.org) to download the Family Page for this story. Make copies of it and ask Shepherds to distribute it during the Wrap Up.

## Open the Bible (10 minutes)

### The Lord's Prayer Storytelling

Before class write "C A R T" on the chart paper vertically.

**Welcome, kids! I am so excited to have you here today because we are going to learn together how to pray. Do you guys know how to pray already? What are some reasons or some times that we can pray? Accept all answers. Today we are going to learn about a special way of praying that can help us remember four different but important reasons to pray. We are going to learn about that in a moment, but first, let's read our Bible story and see what Jesus teaches us about prayer!**

Pass out Spark Story Bibles to the younger kids, and Spark Bibles to the older kids. Have the kids open up their Bibles to today's story—either page 278 in the Spark Story Bible or Matthew 6:5-15 in the Spark Bible. Read the story out loud from the Spark Bible. Encourage the older kids to read along in their Spark Bibles, as well, and to use the Spark Stickers.

**In our story today, Jesus was teaching the disciples all about prayer. They knew it was important, and they wanted to be able to do it "right." But there is no right or wrong way to pray. God hears all our prayers, but to help the disciples**

#### Spark Resources

Spark Story Bibles  
Spark Bibles  
Spark Bible Stickers

#### Supplies

Chart paper  
Markers

and to help us, too, Jesus gave us a way to pray. Do you know what we call this prayer? (*the Lord's Prayer*) That's right! The Lord's Prayer comes from Jesus!

Today we are going to use the Lord's Prayer to learn about a way of praying called a CART prayer. A CART prayer is any prayer that has all of four important types of prayer in it. Each type of prayer is represented by one letter in the word "CART." Let's see if we can figure out what each letter stands for. Accept kids' guesses for each letter, and ultimately lead them towards the words **C**onfession, **A**doration, **R**equest, and **T**hanksgiving. Be sure to define each word along the way.

**CART prayers can be useful when we pray because they have a good balance between asking God for things and praising God for the wonderful things we've already been given. Confession, for example, is an important part of prayer because we want to be able to ask God for forgiveness when we've done something wrong. Likewise, it is important to make requests when we, or someone we know, needs God's help. But without Adoration and Thanksgiving, prayer can seem like we are just asking God to solve our problems. Adoring God and Thanking him for his wonderful acts is a way that we show God that we recognize all the good he does in the world. Confession, Adoration, Request, and Thanksgiving are all important parts of prayer. We are going to learn more about them and the Lord's Prayer in our games today!**

## Activate Faith (25 minutes)

### CART-fully!

---

**Set Up:** Photocopy CART Prayer Phrases, one set for each team. Each group should have a portion of a wall with the four wall signs from pages 55-58 taped to it. It might be helpful to color coordinate each set so they can be easily sorted.

**Activity Instructions:**

**Jesus gave us an example of a prayer in our lesson today. This is the Lord's Prayer; it is a very important prayer in the church even now. Jesus used it as a way to teach us how to pray—it is a CART-style prayer, too! In our first game we are going to practice placing prayers under the different types of prayer. Our game has some of our own possible prayers and also phrases from the Lord's Prayer. It will be our job to separate them by type.**

Split the kids into equal and age-balanced teams, and give each team a packet of CART Prayer Phrases. When you say go, the team has to work together to tape up their phrases under the correct type of prayer (Confession, Adoration, Request, Thanksgiving). When they think they have them all correct, they can call you over to check their answers. If they have some wrong, you can have them continue to move items around until they solve it (giving hints as needed).

**Spark Resources**

None

**Supplies**

CART Prayer Phrases (pages 59-60), 1 per team  
Wall signs (pages 55-58), 4 per team (Confession, Adoration, Request, and Thanksgiving)  
Tape, 1 roll per team

When all the teams have completed the game, go through the answers one by one with particular attention to the Lord's Prayer phrases.

Answer Key:

**Lord's Prayer Phrases:**

Our Father in heaven, hallowed be your name—**Adoration**

Your kingdom come, your will be done, on Earth as it is in heaven.—**Adoration**

Give us this day our daily bread.—**Request**

Forgive us our sins as we forgive those who sin against us.—**Confession**

Save us from the time of trial, and deliver us from evil.—**Request**

For the kingdom, the power, and the glory are yours, now and forever. AMEN.—

**Thanksgiving (This is labeled "Thanksgiving" because we are grateful that these items are God's and not ours, but it could be argued to be Adoration, as well.)**

**Other Prayer Phrases:**

I am sorry I hit my brother—**Confession**

Forgive me for taking your name in vain—**Confession**

I know I did something wrong—**Confession**

I shouldn't have yelled at my mom—**Confession**

I love you, God—**Adoration**

You made a beautiful earth—**Adoration**

You take such good care of me—**Adoration**

I love to learn about you in the Bible—**Adoration**

Help me with my math test—**Request**

Protect those people caught in the earthquake—**Request**

Help heal those who are sick—**Request**

Be with our soldiers and keep them safe—**Request**

Thank you for the beautiful day!—**Thanksgiving**

I am so glad you care about me!—**Thanksgiving**

I know you helped me get better when I was sick! Thanks!—**Thanksgiving**

You make the world a better place every day!—**Thanksgiving**

**You guys are very good at that. Let's look at the CART type of prayer one more time. What are some words that give us a clue that we are praying a Confession?** (*forgive me, I'm sorry, etc.*) **How about adoration?** (*love, any description of something wonderful God has made or done*) **And Request?** (*help, give, provide, save, etc.; anything we need God's help with*) **Finally, what clues let us know about Thanksgiving?** (*thank you, we are grateful, you helped me, etc.*)

# CART Relays

---

**Set Up:** Put one wagon and half of the items (boxes, noodles, balls, etc.) on each side of the room.

## Activity Instructions

**You kids are going to be experts on CART-style praying and the Lord's Prayer before you know it! For this game, we are going to run around a bit more and use our CARTs to help us!**

Split the class up into two teams, one on each side of the room. Each side has an equal pile of stuff (boxes, noodles, balls, etc.). The teams wait in a corner, and one at a time, a member of team A races to team B's side and gathers up as many items as he or she can. They should not be prevented in any way by the other team from grabbing items, but they can carry back to their side only what fits in their wagon or their hands. If an item falls out, it remains on the side it came from. While this is happening, team B has a member doing the same thing to team A. In our first two rounds, one team is doing this with the wagon, while the other team uses only their hands. In the final round, both teams have wagons.

When they return to their side, they should empty the wagon/hands and tag the next kid in line to do the same thing. Only the kid whose turn it is may touch items. The teammates waiting can cheer and encourage but cannot touch until it is their turn with the wagon or their hands.

Play continues until either one side gets all of the items or a set amount of time passes—perhaps three minutes, but enough time for every team member to get a turn to go. Play the game a minimum of three times with these variations:

1. Team A gets a wagon, Team B uses their hands.
2. Team A uses their hands, Team B gets a wagon.
3. Both teams get wagons.

**This game was fun, but it wasn't really about the items we were carrying. Instead it was about the CART. When you had to use your hands, could you carry as many items as when you used the wagon? (no) The wagon, or CART, was a tool for us in this game to help us. When we had it to use, the game was easier for us.**

**The CART style of prayer and the Lord's Prayer are tools, as well. They aren't the only way to pray, but they can make it easier for us to come up with things to pray about. They can make us feel more comfortable with our prayer. That is why Jesus gave us the Lord's Prayer as an example, to give us a tool to help us pray.**

## Spark Resources

None

## Supplies

Wagons, 2  
Cardboard boxes  
Pool noodles  
Balls  
Other large, light items



# Send (5 minutes)

## Wrap Up

---

Remind the Shepherds to distribute the Family Page for this story if the kids haven't already received it, and come together for Wrap Up.

**We are going to pray in our teams today using the CART type of prayers. Let's take a few moments and write out some ideas, and then pray them together. Then we will come together and pray the Lord's Prayer as a class.**

You and the Shepherd each go to one team and guide them through the CART prayer sheet and write down their prayer ideas. Then pray as a team. You and the Shepherd can be the one to pray aloud, or you can see if one of the kids wants to volunteer. After they have prayed as a group, bring them together again.

**Those were great prayers. It is important to have one more prayer today, however—the prayer that Jesus gave as an example of how to pray. Let us pray.**

## Prayer Time

---

**Our Father in heaven,  
Hallowed be your name,  
Your kingdom come, your will be done,  
On Earth as it is in heaven.  
Give us this day our daily bread.  
Forgive us our sins as we forgive those who sin against us.  
Save us from the time of trial,  
And deliver us from evil.  
For the kingdom  
The power,  
And the glory are yours, now and forever.  
Amen.**

### Spark Resources

Family Pages




### Supplies

Paper

Markers



# Hidden Prayer Puzzle Cards



# Hidden Prayer Puzzle Cards




S



U

# Hidden Prayer Puzzle Cards



# Hidden Prayer Puzzle Cards



P



E

# Hidden Prayer Puzzle Cards



J

*Amen*

E





# Prayer Person Clues

1. Pray to your Father who is in secret (Matthew 6:6)

-----  
-----

2. Our Father in heaven (Matthew 6:9)

-----

3. Give us this day our daily bread (Matthew 6:11)

-----  
-----

4. Do not be like the hypocrites (Matthew 6:5)

-----  
-----

5. Forgive us our debts as we also have forgiven our debtors.  
(Matthew 6:12)

-----  
-----  
-----

6. Your kingdom come, your will be done (Matthew 6:10)

-----  
-----

7. Your Father knows what you need before you ask him (Matthew 6:8)

-----  
-----  
-----



# Confession

# Adoration

# BIBLES

# Prayer Rotation

# CART Prayer Phrases

## Lord's Prayer Phrases

---

Our father in heaven, hallowed be your name

---

Your kingdom come, your will be done, on earth as it is in heaven.

---

Give us this day our daily bread.

---

Forgive us our sins as we forgive those who sin against us.

---

Save us from the time of trial, and deliver us from evil.

---

For the kingdom, the power, and the glory are yours,  
now and forever, AMEN.

---

# CART Prayer Phrases

## Other Prayer Phrases

---

I am sorry I hit my brother

---

Forgive me for taking your name in vain

---

I know I did something wrong

---

I shouldn't have yelled at my mom

---

I love you, God

---

You made a beautiful earth

---

You take such good care of me

---

I love to learn about you in the Bible

---

Help me with my math test

---

Protect those people caught in the earthquake

---

Help heal those who are sick

---

Be with our soldiers and keep them safe

---

Thank you for the beautiful day!

---

I am so glad you care about me!

---

I know you helped me get better when I was sick! Thanks!

---

You make the world a better place every day!

---