

Table 1a : HKU's Rankings in QS 2019 World University Rankings by Subject (see note 1)

 Rise in ranking from 2018
 Drop in ranking from 2018
 No change in ranking from 2018

Subject Area	Subject <i>(subjects are listed in descending world ranking order within subject area)</i>	2019 HKU's Ranking <i>World top 20 and Asia top 3 are marked red</i>			2019 Top Institution		
		World	Asia	Local	World	Asia	Local
Arts & Humanities	Linguistics	11 	1	1	MIT	HKU	HKU
	Architecture / Built Environment	13 	3	1	UCL	NUS	HKU
	Modern Languages	23= 	6	1	Harvard	Tokyo U	HKU
	English Language & Literature	31 	2	1	Oxford	NUS	HKU
	History	39 	6	1	Harvard	NUS, Tokyo U	HKU
	Performing Arts	50= 	7	2	Julliard School, U Music & Perf Arts Vienna	HK Acad Perf Arts	HK Acad Perf Arts
	Philosophy	51-100 	6-14	2	Pittsburgh	CUHK	CUHK
	Theology, Divinity & Religious Studies	51-100 	5-10	3	Harvard	Hebrew U of Jerusalem	CUHK
	Classics & Ancient History	51+ 	not known (see note 2)	not known (see note 2)	Sapienza U of Rome	Waseda U	not known (see note 2)
Engineering & Technology	Civil & Structural Engineering	17= 	5=	2=	MIT	NUS	PolyU
	Electrical & Electronic Engineering	30= 	10	2	MIT	NTU	HKUST
	Computer Science & Information Systems	33 	7	2	MIT	NUS	HKUST
	Mechanical, Aeronautical & Manufacturing Engineering	40 	11	2	MIT	NTU	HKUST
	Chemical Engineering	51-100 	13-31	2	MIT	NUS	HKUST
Life Sciences & Medicine	Dentistry	4 	1	1	Karolinska	HKU	HKU
	Medicine	29 	3	1	Harvard	NUS	HKU
	Psychology	27 	1	1	Harvard	HKU	HKU
	Nursing	43 	6	3	U Pennsylvania	NUS	CUHK
	Biological Sciences	48= 	8	1	Harvard	Tokyo U	HKU
	Pharmacy & Pharmacology	51-100 	8-21	2	Oxford	NUS	CUHK
	Veterinary Science	51+ 	not known (see note 2)	not known (see note 2)	Royal Vet College	Tokyo U	not known (see note 2)
Natural Sciences	Geography	12 	2	1	Oxford	NUS	HKU
	Chemistry	34 	13	2	MIT	NUS	HKUST
	Earth & Marine Sciences	41 	3	1	ETH Zurich	Tokyo U	HKU
	Mathematics	45= 	9	3	MIT	NUS	CUHK
	Environmental Sciences	51-100 	7-17	1	Stanford	NUS	HKU
	Materials Sciences	51-100 	18-38	2=	MIT	NTU	HKUST
	Physics & Astronomy	51-100 	11-23	2	MIT	Tokyo U	HKUST

Subject Area	Subject <i>(subjects are listed in descending world ranking order within subject area)</i>	2019 HKU's Ranking			2019 Top Institution		
		World top 20 and Asia top 3 are marked red			World	Asia	Local
		World	Asia	Local	World	Asia	Local
Social Sciences & Management	Education	6	1	1	UCL	HKU	HKU
	Social Policy & Administration	15	3	1	LSE	NUS	HKU
	Sports-related Subjects	16=	2	1	Loughborough U	SNU	HKU
	Politics & International Studies	16=	2	1	Harvard	NUS	HKU
	Law	18	2	1	Harvard	NUS	HKU
	Communication & Media Studies	24	4	2	U Amsterdam	NTU	CUHK
	Sociology	27	4	1	Harvard	NUS	HKU
	Business & Management Studies	27=	3=	2	Harvard	NUS	HKUST
	Accounting & Finance	29	6	2	Harvard	NUS	HKUST
	Statistics & Operational Research	34=	5	2	MIT	NUS	HKUST
	Hospitality & Leisure Management	39	9	3	Ecole hôtelière de Lausanne	PolyU	PolyU
	Development Studies	40	5	1	U Sussex	Tokyo U	HKU
Economics & Econometrics	43	7	3	Harvard	NUS	HKUST	

Abbrev	Full University Name
CUHK	The Chinese University of Hong Kong
Ecole hôtelière de Lausanne	Ecole hôtelière de Lausanne
ETH Zurich	Swiss Federal Institute of Technology in Zurich
Harvard	Harvard University
Hebrew U of Jerusalem	The Hebrew University of Jerusalem
HK Acad Perf Arts	Hong Kong Academy of Performing Arts
HKUST	The Hong Kong University of Science and Technology
Juilliard School	The Juilliard School
Karolinska	Karolinska Institutet
Loughborough U	Loughborough University
LSE	London School of Economics and Political Science
MIT	Massachusetts Institute of Technology
NTU	Nanyang Technological University, Singapore
NUS	National University of Singapore

Abbrev	Full University Name
Oxford	University of Oxford
Pittsburgh	University of Pittsburgh
PolyU	The Hong Kong Polytechnic University
Royal Vet College	Royal Veterinary College, University of London
Sapienza U of Rome	Sapienza University of Rome
SNU	Seoul National University
Stanford	Stanford University
Tokyo U	The University of Tokyo
U Amsterdam	University of Amsterdam
UCL	University College London
U Music & Perf Arts Vienna	University of Music and Performing Arts Vienna
U Pennsylvania	University of Pennsylvania
U Sussex	University of Sussex
Waseda U	Waseda University

Source : QS university rankings web site (<https://www.topuniversities.com/subject-rankings/2019>) & ranking fact file for HKU

Notes:






- The following subjects were not considered for QS WUR 2019 by subject: Archaeology, Art & Design, Mineral & Mining Engineering, Agriculture & Forestry, Anatomy & Physiology, Anthropology, Library & Information Management
Listed below were the reasons from QS for not having results in the said subjects:
 "a. It may not offer a program
 b. It may not have published a sufficient number of papers
 c. It may not have attracted a minimum level of recognition through our surveys
 d. Receiving a score for a particular subject does not guarantee that we have checked for its presence in your institution. These checks are only carried out for institutions with a score high enough to receive a published rank in the subject"
- The ranking positions of institutions are shown in QS website up to the no. of ranked institutions specified by QS (in the fact file) only. For institutions that are ranked beyond that specified no., no information is provided in QS website on their actual ranking positions. Therefore for these subjects, HKU's ranking positions are listed as below a certain rank (e.g. 51+) and information is insufficient to ascertain the exact ranking positions of HKU, as well as those of the other universities that are ranked below the said specified no..

Prepared by Management Information Unit, President's Office

27-Feb-19

Table 1b : HKU's Rankings in QS 2019 World University Rankings by Subject Area

 Rise in ranking from 2018
 Drop in ranking from 2018
 No change in ranking from 2018

Subject Area <i>(listed in descending world ranking order)</i>	2019 HKU's Ranking World top 20 and Asia top 3 are marked red			2019 Top Institution		
	World	Asia	Local	World	Asia	Local
Arts & Humanities	16= 	3	1	Oxford	Tokyo U	HKU
Social Sciences & Management	18 	3	1	Harvard	NUS	HKU
Natural Sciences	31= 	10	1	MIT	Tokyo U	HKU
Engineering & Technology	35 	14	2	MIT	NTU	HKUST
Life Sciences & Medicine	44= 	4	1	Harvard	NUS	HKU

Source : QS university rankings web site (<https://www.topuniversities.com/subject-rankings/2019>) & ranking fact file for HKU

Prepared by Management Information Unit, President's Office

27-Feb-19

Table 2 : QS World University Rankings by Subject (2016-2019)

(presented in descending world ranking order)

Note: Subject areas affiliated with the individual subjects are shown in grey italic fonts.

Dentistry (Life Sciences & Medicine)						Education (Social Sciences & Management)									
	2016	2017	2018	2019		2016	2017	2018	2019		2016	2017	2018	2019	
World Rank	1	1	1	4	<i>axis max: 100 axis min: 78</i>	World Rank	6	7	7	6	<i>axis max: 100 axis min: 81</i>				
Overall Score	91.5	91.4	91.2	90.2		Overall Score	88.1	87.8	87.3	88.0					
Academic Reputation (from QS) (30%)	80.2	78.8	79.5	78.8		Academic Reputation (from QS) (50%)	86	84.8	85.1	86.8					
Employer Reputation (from QS) (10%)	97.2	89	90.1	84.3		Employer Reputation (from QS) (10%)	87.2	81.9	87.2	87.8					
Citations per Paper (from Scopus) (30%)	96.8	98.6	98.6	97.6		Citations per Paper (from Scopus) (20%)	92.3	93.6	91.4	92.6					
H-Index (from Scopus) (30%)	95.6	97.5	95.7	96.0		H-Index (from Scopus) (20%)	89.4	92.6	88.8	86.6					
Linguistics (Arts & Humanities)						Geography (Natural Sciences)									
World Rank	10=	10=	11	11	<i>axis max: 100 axis min: 75</i>	World Rank	13	18	23	12	<i>axis max: 100 axis min: 70</i>				
Overall Score	82.8	81.5	85	81.5		Overall Score	85.3	83.6	82.7	85.2					
Academic Reputation (from QS) (80%)	83.6	82.4	85.1	82.1		Academic Reputation (from QS) (60%)	88.7	88.4	86.7	89.9					
Employer Reputation (from QS) (10%)	80.6	77.9	90.2	79.5		Employer Reputation (from QS) (10%)	77.2	76.4	82.3	84.7					
Citations per Paper (from Scopus) (5%)	78.2	75.9	77.4	76.9		Citations per Paper (from Scopus) (15%)	82.5	78.5	78.9	80.8					
H-Index (from Scopus) (5%)	78.4	78.9	79.7	79.7		H-Index (from Scopus) (15%)	80	74.5	70.6	71.1					
Architecture / Built Environment (Arts & Humanities)						Social Policy & Administration (Social Sciences & Management)									
World Rank	11	10	12	13	<i>axis max: 100 axis min: 80</i>	World Rank	10=	10	20=	15	<i>axis max: 100 axis min: 65</i>				
Overall Score	84.4	84.7	84.5	83.1		Overall Score	80.7	85.4	82.8	77.7					
Academic Reputation (from QS) (70%)	83.6	83.2	82.4	80.4		Academic Reputation (from QS) (70%)	79.3	87.6	83.1	78.7					
Employer Reputation (from QS) (10%)	80.2	81.8	86.2	81.8		Employer Reputation (from QS) (20%)	84	82.2	85.3	80.5					
Citations per Paper (from Scopus) (10%)	89.9	91.2	91.9	92.5		Citations per Paper (from Scopus) (10%)	84.3	76	75.2	65.2					
H-Index (from Scopus) (10%)	88.2	91.7	90.1	93.8		H-Index (from Scopus) -	n/a	68.7	n/a	n/a					
Politics & International Studies (Social Sciences & Management)						Sports-related Subjects (Social Sciences & Management)									
World Rank	23	31	24=	16=	<i>axis max: 100 axis min: 51</i>	World Rank	n/a	11=	11	16=	<i>axis max: 100 axis min: 69</i>				
Overall Score	77.4	75.9	78	81.1		Overall Score	n/a	84.3	82.5	82.0					
Academic Reputation (from QS) (50%)	72.3	75.4	76.5	84.0		Academic Reputation (from QS) (60%)	n/a	86.2	83.6	80.4					
Employer Reputation (from QS) (30%)	90.5	86.7	90.4	86.1		Employer Reputation (from QS) (10%)	n/a	85.5	78.3	89.8					
Citations per Paper (from Scopus) (10%)	77.1	69.9	70.1	69.7		Citations per Paper (from Scopus) (15%)	n/a	90.2	89.6	89.1					
H-Index (from Scopus) (10%)	64.3	51.5	56.4	62.6		H-Index (from Scopus) (15%)	n/a	69.8	74.1	76.3					
Engineering - Civil & Structural (Engineering & Technology)						Law (Social Sciences & Management)									
World Rank	9	9	11	17=	<i>axis max: 100 axis min: 79</i>	World Rank	18	18=	19	18	<i>axis max: 100 axis min: 65</i>				
Overall Score	86.7	87.5	86.3	84.9		Overall Score	79.3	80.4	82.2	83.2					
Academic Reputation (from QS) (40%)	79.4	85.1	82.9	84.3		Academic Reputation (from QS) (50%)	78.5	82.3	84.5	88.1					
Employer Reputation (from QS) (30%)	92.6	90.2	90.2	84.1		Employer Reputation (from QS) (30%)	87.2	82	87.2	82.5					
Citations per Paper (from Scopus) (15%)	93.8	90.8	89	87.7		Citations per Paper (from Scopus) (5%)	77	78	80.1	80.6					
H-Index (from Scopus) (15%)	87.2	84.9	85	85.2		H-Index (from Scopus) (15%)	66.8	71.4	65.3	69.0					

Modern Languages (Arts & Humanities)

	2016	2017	2018	2019	
World Rank	15	13	16=	23=	axis max: 100 axis min: 81
Overall Score	86.1	85.8	85.2	84.3	
Academic Reputation (from QS) (70%)	86.3	85.9	85.3	85.3	
Employer Reputation (from QS) (30%)	85.6	85.6	85.1	81.9	

Communication & Media Studies (Social Sciences & Management)

	2016	2017	2018	2019	
World Rank	43=	32=	35=	24	axis max: 100 axis min: 58
Overall Score	75.5	80.6	81.9	83.0	
Academic Reputation (from QS) (50%)	79	87.1	87	86.0	
Employer Reputation (from QS) (10%)	93.2	85.5	85	85.8	
Citations per Paper (from Scopus) (20%)	75.2	79.8	81.5	84.7	
H-Index (from Scopus) (20%)	58	62.9	67.8	72.5	

Business & Management Studies (Social Sciences & Management)

	2016	2017	2018	2019	
World Rank	26	28	26	27=	axis max: 100 axis min: 77
Overall Score	82.4	80.3	83	81.0	
Academic Reputation (from QS) (50%)	77.6	77.7	79.4	78.1	
Employer Reputation (from QS) (30%)	88.1	81.1	86	81.0	
Citations per Paper (from Scopus) (10%)	84.1	84.3	86.8	87.3	
H-Index (from Scopus) (10%)	87.3	86.8	88.5	88.9	

Psychology (Life Sciences & Medicine)

	2016	2017	2018	2019	
World Rank	41	44=	36=	27	axis max: 100 axis min: 62
Overall Score	77.3	76.8	79.5	81.8	
Academic Reputation (from QS) (40%)	79.8	79.5	78.1	85.0	
Employer Reputation (from QS) (20%)	89	81.5	89.3	84.5	
Citations per Paper (from Scopus) (20%)	75.3	76	83.8	81.9	
H-Index (from Scopus) (20%)	62.5	67.3	68.3	72.5	

Sociology (Social Sciences & Management)

	2016	2017	2018	2019	
World Rank	28	31	29	27	axis max: 100 axis min: 61
Overall Score	78	79.3	81.3	83.0	
Academic Reputation (from QS) (70%)	79.5	82.9	84.6	86.3	
Employer Reputation (from QS) (10%)	88.8	82.3	87.1	86.6	
Citations per Paper (from Scopus) (5%)	80.9	76.6	75.3	76.3	
H-Index (from Scopus) (15%)	62.6	61.5	64.2	67.6	

Accounting & Finance (Social Sciences & Management)

	2016	2017	2018	2019	
World Rank	23	28=	28	29	axis max: 100 axis min: 65
Overall Score	82.2	79.5	81.4	81.8	
Academic Reputation (from QS) (50%)	81.6	79.9	80.8	82.2	
Employer Reputation (from QS) (30%)	85.5	83.5	85.9	80.8	
Citations per Paper (from Scopus) (10%)	82.2	79	81.3	82.1	
H-Index (from Scopus) (10%)	75.7	65.7	71.1	82.9	

Medicine (Life Sciences & Medicine)

	2016	2017	2018	2019	
World Rank	30	34	34=	29	axis max: 100 axis min: 73
Overall Score	83	82.7	81.1	84.6	
Academic Reputation (from QS) (40%)	85.7	85.7	84.4	84.1	
Employer Reputation (from QS) (10%)	85.5	82.3	80.8	78.2	
Citations per Paper (from Scopus) (25%)	87.5	85	83.6	86.4	
H-Index (from Scopus) (25%)	73.3	75.9	73.3	86.0	

Engineering - Electrical & Electronic (Engineering & Technology)

	2016	2017	2018	2019	
World Rank	22	34	32=	30=	axis max: 100 axis min: 74
Overall Score	82.5	81.8	82.8	82.6	
Academic Reputation (from QS) (40%)	74.3	75.1	76	77.4	
Employer Reputation (from QS) (30%)	90.5	84.8	86.3	82.5	
Citations per Paper (from Scopus) (15%)	86.4	89.7	92.5	93.7	
H-Index (from Scopus) (15%)	84.3	85.7	84.4	85.5	

English Language & Literature (Arts & Humanities)

	2016	2017	2018	2019	
World Rank	24	27=	22	31	axis max: 100 axis min: 55
Overall Score	82.1	82.3	82	79.4	
Academic Reputation (from QS) (80%)	83.7	85.4	83.6	81.5	
Employer Reputation (from QS) (10%)	87.4	84.2	85.8	81.6	
Citations per Paper (from Scopus) (10%)	64.3	55.4	65.1	60.0	
H-Index (from Scopus) -	n/a	56.8	68.3	n/a	

Computer Science & Information Systems (Engineering & Technology)

	2016	2017	2018	2019	
World Rank	19	24=	26	33	axis max: 100 axis min: 71
Overall Score	82.1	80.7	80.8	80.0	
Academic Reputation (from QS) (40%)	73.8	71.6	71.2	71.6	
Employer Reputation (from QS) (30%)	91.6	87.5	90.5	84.0	
Citations per Paper (from Scopus) (15%)	89.6	90.9	89.7	89.3	
H-Index (from Scopus) (15%)	77.7	81.3	77.9	84.9	

Chemistry (Natural Sciences)

	2016	2017	2018	2019	
World Rank	23	28=	27=	34	axis max: 100 axis min: 74
Overall Score	84.5	83.2	83.2	81.6	
Academic Reputation (from QS) (40%)	84.5	82.5	82.2	81.8	
Employer Reputation (from QS) (20%)	88.1	88.6	87.9	80.2	
Citations per Paper (from Scopus) (20%)	88.1	88	89	90.1	
H-Index (from Scopus) (20%)	77.1	74.2	74.8	74.1	

Statistics & Operational Research (Social Sciences & Management)

	2016	2017	2018	2019	
World Rank	23	20=	28=	34=	axis max: 100 axis min: 72
Overall Score	78.1	85.5	80.3	83.2	
Academic Reputation (from QS) (50%)	72.5	81.4	72.6	78.5	
Employer Reputation (from QS) (10%)	96.9	93.1	91.7	89.2	
Citations per Paper (from Scopus) (20%)	83.9	89.1	89.6	91.6	
H-Index (from Scopus) (20%)	76.8	88.1	84.7	83.6	

History (Arts & Humanities)

	2016	2017	2018	2019	
World Rank	51-100	51-100	51-100	39	axis max: 100 axis min: 57
Overall Score	71.7	73.3	72.4	78.9	
Academic Reputation (from QS) (60%)	76.5	77.4	75.5	83.2	
Employer Reputation (from QS) (10%)	78	76.4	78.4	79.0	
Citations per Paper (from Scopus) (15%)	62.4	65	69.1	72.6	
H-Index (from Scopus) (15%)	57.8	63.2	59.5	67.8	

Hospitality & Leisure Management (Social Sciences & Management)

	2016	2017	2018	2019	
World Rank	n/a	51+	51+	39	axis max: 100 axis min: 52
Overall Score	n/a	54.8	57.2	57.0	
Academic Reputation (from QS) (45%)	n/a	52.5	57.6	52.3	
Employer Reputation (from QS) (50%)	n/a	63.7	54.4	60.7	
Citations per Paper (from Scopus) (5%)	n/a	65.8	59.3	63.0	
H-Index (from Scopus) -	n/a	62.3	n/a	n/a	

Development Studies (Social Sciences & Management)

	2016	2017	2018	2019	
World Rank	23=	28	34	40	axis max: 100 axis min: 62
Overall Score	76.5	74.5	70.8	68.3	
Academic Reputation (from QS) (60%)	76	74.4	68.7	63.8	
Employer Reputation (from QS) (10%)	79.3	72.1	73.1	78.2	
Citations per Paper (from Scopus) (15%)	81.6	83.8	82.6	85.8	
H-Index (from Scopus) (15%)	71.2	67	66.1	62.1	

Mechanical, Aeronautical & Manufacturing Engg (Engineering & Technology)

	2016	2017	2018	2019	
World Rank	44	42	33	40	axis max: 100 axis min: 68
Overall Score	76.7	78.8	80.9	78.3	
Academic Reputation (from QS) (40%)	68	73.2	76.9	72.9	
Employer Reputation (from QS) (30%)	85	84.2	86.4	82.6	
Citations per Paper (from Scopus) (15%)	86.5	85.5	86.4	88.1	
H-Index (from Scopus) (15%)	73.4	76.2	75.2	74.4	

Earth & Marine Sciences (Natural Sciences)

	2016	2017	2018	2019	
World Rank	25=	27	25	41	axis max: 100 axis min: 72
Overall Score	86.2	86.1	85	82.0	
Academic Reputation (from QS) (40%)	78.9	80.9	77.7	72.5	
Employer Reputation (from QS) (10%)	83.9	79.9	82.1	80.2	
Citations per Paper (from Scopus) (25%)	97.2	94	93.6	92.0	
H-Index (from Scopus) (25%)	87.7	89.1	89.4	87.8	

Economics & Econometrics (Social Sciences & Management)

	2016	2017	2018	2019	
World Rank	37	36=	35	43	axis max: 100 axis min: 69
Overall Score	76.1	76.5	79	77.3	
Academic Reputation (from QS) (40%)	71.2	72.3	79	78.8	
Employer Reputation (from QS) (20%)	83	82.5	83.9	80.3	
Citations per Paper (from Scopus) (20%)	83.7	82.7	82.4	79.2	
H-Index (from Scopus) (20%)	71.2	72.8	70.8	69.2	

Nursing (Life Sciences & Medicine)

	2016	2017	2018	2019	
World Rank	51-100	51-100	48	43	axis max: 100 axis min: 64
Overall Score	76	79.8	78.1	78.6	
Academic Reputation (from QS) (30%)	77.4	78.3	68.2	68.9	
Employer Reputation (from QS) (10%)	80.4	85.2	83.4	92.3	
Citations per Paper (from Scopus) (30%)	84.4	85.9	86.8	86.7	
H-Index (from Scopus) (30%)	64.8	73.5	77.4	75.5	

Mathematics (Natural Sciences)

	2016	2017	2018	2019	
World Rank	44	28	28	45=	axis max: 100 axis min: 71
Overall Score	81.1	83.6	83.4	80.9	
Academic Reputation (from QS) (40%)	77.8	81	78.9	76.7	
Employer Reputation (from QS) (20%)	91.1	88.9	93.5	85.5	
Citations per Paper (from Scopus) (20%)	86.9	89.5	88.5	90.7	
H-Index (from Scopus) (20%)	71.9	77.8	77.1	74.7	

Biological Sciences (Life Sciences & Medicine)

	2016	2017	2018	2019	
World Rank	49=	51-100	50=	48=	axis max: 100 axis min: 62
Overall Score	74.1	75.9	76	80.8	
Academic Reputation (from QS) (40%)	73.6	80.3	82.1	81.5	
Employer Reputation (from QS) (10%)	88.9	87.6	84.3	76.4	
Citations per Paper (from Scopus) (25%)	79.9	77.3	76.2	82.5	
H-Index (from Scopus) (25%)	63	62.7	62.7	79.9	

Performing Arts (Arts & Humanities)

	2016	2017	2018	2019	
World Rank	51-100	44=	44	50=	axis max: 100 axis min: 63
Overall Score	64.3	72.4	74.2	72.0	
Academic Reputation (from QS) (80%)	63.7	73.4	74.1	68.0	
Employer Reputation (from QS) (20%)	69.5	63.5	75.3	88.1	

Engineering - Chemical (Engineering & Technology)

	2016	2017	2018	2019	
World Rank	51-100	51-100	49=	51-100	axis max: 100 axis min: 57
Overall Score	72.4	76.4	78.7	75.0	
Academic Reputation (from QS) (40%)	57.1	66.6	70.5	66.4	
Employer Reputation (from QS) (30%)	87.4	87.6	87.5	80.5	
Citations per Paper (from Scopus) (15%)	82	85.9	87.9	87.1	
H-Index (from Scopus) (15%)	73.3	70.5	73.7	74.5	

Environmental Sciences (Natural Sciences)

	2016	2017	2018	2019	
World Rank	51-100	51-100	49	51-100	axis max: 100 axis min: 75
Overall Score	79.6	83.2	84.4	83.0	
Academic Reputation (from QS) (40%)	77.9	82.8	83.4	83.9	
Employer Reputation (from QS) (10%)	79.7	75.9	83	80.4	
Citations per Paper (from Scopus) (25%)	86.4	88.5	90.6	88.8	
H-Index (from Scopus) (25%)	75.4	81.5	80.4	76.7	

Materials Sciences (Natural Sciences)

	2016	2017	2018	2019	
World Rank	51-100	51-100	51-100	51-100	axis max: 100 axis min: 65
Overall Score	74.1	76.8	77.4	79.3	
Academic Reputation (from QS) (40%)	65.9	72.5	73.5	75.2	
Employer Reputation (from QS) (10%)	83.7	86.3	85.9	81.6	
Citations per Paper (from Scopus) (25%)	84.4	86.3	86.5	90.1	
H-Index (from Scopus) (25%)	73	70.2	71.3	74.2	

Pharmacy & Pharmacology (Life Sciences & Medicine)

	2016	2017	2018	2019	
World Rank	46=	40	47=	51-100	axis max: 100 axis min: 66
Overall Score	80.1	81.9	78.2	74.7	
Academic Reputation (from QS) (40%)	79.5	78.3	70.2	66.5	
Employer Reputation (from QS) (10%)	69.9	71.7	83.1	79.3	
Citations per Paper (from Scopus) (25%)	87.2	90.1	87.9	85.5	
H-Index (from Scopus) (25%)	78	83.4	79.4	75.0	

Philosophy (Arts & Humanities)

	2016	2017	2018	2019	
World Rank	51-100	51-100	51-100	51-100	axis max: 100 axis min: 53
Overall Score	61.4	69.3	67.5	68.8	
Academic Reputation (from QS) (75%)	60.5	68	64.1	65.7	
Employer Reputation (from QS) (5%)	83.3	77.2	84.7	81.7	
Citations per Paper (from Scopus) (10%)	64.9	75.6	77.6	82.1	
H-Index (from Scopus) (10%)	53.3	69.1	74.2	72.0	

Physics & Astronomy (Natural Sciences)

	2016	2017	2018	2019	
World Rank	51-100	51-100	51-100	51-100	axis max: 100 axis min: 65
Overall Score	75.2	78.1	78.9	78.8	
Academic Reputation (from QS) (40%)	71	72.2	73	75.1	
Employer Reputation (from QS) (20%)	83.7	87.1	87.7	77.6	
Citations per Paper (from Scopus) (20%)	85.4	89.3	89.5	92.6	
H-Index (from Scopus) (20%)	65	69.8	71.1	73.5	

Theology, Divinity & Religious Studies (Arts & Humanities)

	2016	2017	2018	2019	
World Rank	n/a	101+	101+	51-100	axis max: 100 axis min: 45
Overall Score	n/a	54.6	60.2	66.4	
Academic Reputation (from QS) (70%)	n/a	52.1	57.4	67.1	
Employer Reputation (from QS) (10%)	n/a	74.8	88.9	88.2	
Citations per Paper (from Scopus) (10%)	n/a	61	60.9	52.8	
H-Index (from Scopus) (10%)	n/a	45.5	50.6	52.9	

Veterinary Science (Life Sciences & Medicine)

	2016	2017	2018	2019	
World Rank	n/a	51+	51+	51+	axis max: 100 axis min: 41
Overall Score	n/a	54.5	57.5	59.7	
Academic Reputation (from QS) (30%)	n/a	58.9	61.9	64.5	
Employer Reputation (from QS) (10%)	n/a	68.5	74.1	71.2	
Citations per Paper (from Scopus) (30%)	n/a	58.3	57.3	58.4	
H-Index (from Scopus) (30%)	n/a	41.7	47.7	52.2	

Classics & Ancient History (Arts & Humanities)

	2016	2017	2018	2019	
World Rank	n/a	n/a	n/a	51+	axis max: 100 axis min: 57
Overall Score	n/a	n/a	n/a	60.3	◆
Academic Reputation (from QS) (90%)	n/a	n/a	n/a	57.4	◆
Employer Reputation (from QS) (10%)	n/a	n/a	n/a	86.4	◆

Prepared by Management Information Unit, President's Office
27-Feb-19