

Status of Public Transit in Ohio

April, 2018

Information in this report is based on 2016 data



Prepared by the ODOT Office of Transit
www.dot.state.oh.us/Divisions/Planning/Transit

Table of Contents

Introduction	1
Ohio Transit Facts.....	2
Map of Ohio’s Public Transportation Systems	3
List of Ohio’s Public Transportation Systems	4
Urban Transit Program	5
Allen County Regional Transit Authority (ACRTA).....	6
Butler County Regional Transit Authority (BCRTA).....	8
Central Ohio Transit Authority (COTA).....	10
Clermont Transportation Connection (CTC).....	13
Delaware Area Transit Agency (DATA)	15
Eastern Ohio Regional Transit Authority (EORTA).....	17
Greater Cleveland Regional Transit Authority (GCRTA).....	19
Greater Dayton Regional Transit Authority (GDRTA)	21
Greene County Transit Board (Greene CATS)	23
Laketran	25
Lawrence County Transit.....	27
Licking County Transit Services (LCTS)	29
Lorain County Transit (LCT)	31
Medina Public County Transit	33
METRO Regional Transit Authority (Akron)	35
Miami County Transit System.....	37
Middletown Transit System (MTS).....	39
Portage Area Regional Transportation Authority (PARTA)	41
Richland County Transit (RCT)	43
Southwest Ohio Regional Transit Authority (SORTA)	45
Springfield City Area Transit (SCAT).....	47
Stark Area Regional Transit Authority (SARTA)	49
Steel Valley Regional Transit Authority (SVRTA)	51
Toledo Area Regional Transit Authority (TARTA).....	53
Trumbull County Transit System	55
Waren County Transit Service	57
Western Reserve Transit Authority (WRTA)	59
Rural Transit Program	61
Ashland Public Transit	62
Ashtabula County Transportation System (ACTS)	64
Athens Transit	66
Bowling Green Transit (B.G.).....	68
Carroll County Transit System.....	70

ODOT Status of Public Transit in Ohio

Champaign Transit System	72
Chillicothe Transit System	74
Columbiana County/Community Action Rural Transit System (CARTS)	76
Fayette County Transportation Program	79
Geauga County Transit	81
GoBus Rural Intercity Bus Service.....	83
Greenville Transit System.....	85
Hancock Area Transportation Services (HATS).....	87
Harrison County Rural Transit (HCRT).....	89
Horizons of Tuscarawas & Carroll Counties, Inc.	91
Huron County Transit	93
Knox Area Transit (KAT).....	95
Lancaster Public Transit System	97
Logan Public Transit System (City of Logan)	99
Marion Area Transit (MAT)	101
Monroe County Public Transportation.....	103
Morgan County Transit.....	105
Ottawa County Transportation Agency (OCTA)	107
Perry County Transit (PCT)	109
Pickaway Area Rural Transit.....	111
Pike County/Community Action Transit System (CATS)	113
Sandusky Transit System (City of Sandusky)	115
Scioto County/Access Scioto County (ASC)	117
Seneca County Agency Transportation (SCAT).....	119
Shelby Public Transit	121
South East Area Transit (SEAT).....	123
Washington County/Community Action Bus Lines (CABL).....	125
Wilmington Transit System	127
WSOS Community Action Commission, Inc.	129
Ohio's Specialized Transportation Program	131
Vehicle Codes.....	140
Mobility Managers/OCP.....	142
Drug & Alcohol DAPM & DER Contact List	147
Metropolitan Planning Organizations	155
Agencies and Organizations.....	159
Glossary	162

Section One



Introduction Map and Listing of Transportation Systems

ODOT Status of Public Transit in Ohio

Introduction

Public transportation is a resource valued by millions of Ohioans. ODOT funded public transportation systems provided 117,161,921 million trips in 2016. Public transportation empowers individuals to be independent, seek and retain employment, receive life-saving medical treatments, and gain access to new opportunities.

This report provides 2016 profiles for the 61 transit systems, 200 Specialized Transportation Program agencies, and 17 Mobility Management Projects funded through the ODOT Office of Transit. It also provides a list of associations, agencies, and organizations that frequently interact with the Office of Transit. A copy of this report can be downloaded from our website at <http://www.dot.state.oh.us/Divisions/Planning/Transit/Pages/default.aspx>, under Publications.

The information in this report has been gathered from calendar year 2016 data. The data has not been audited and is subject to change. Please contact each individual organization for the most recent data.

Ohio Transit Fact

Total number of Public Transit systems in Ohio 2016 - 61 systems

- Urban Systems - 27
- Rural Systems - 34

Ridership (General Public) for 2016

- Total ridership 103 million trips

Ridership (Elderly & Disabled) for 2016

- Elderly & Disabled ridership 14.6 million trips

Public Transit Fleet for 2016

- Total Public Transit Fleet - 3,430 vehicles
- Public Transit Fleet wheelchair accessible - 96%

Administration Costs

- Costs for ODOT to administer all federal and state public transit programs was 4.25% in 2016

State Funding Trends

- SFY 2016 GRF budget for Transit Funding is 81% less than SFY 2000
- Current state funding for transit has been reduced to levels not seen since the early 1980s

Specialized Transportation Program Vehicles for 2016

- Total number of vehicles - 683
- Number of vehicles funded in 2012 - 57
- Specialized Transportation vehicle fleet wheelchair accessible 94.7%

Counties served in 2016

- Rural Public Transit - 35
- Urban Public Transit - 26
- Specialized Transportation Program - 70
- Mobility Management - 32
- Counties unserved - 5

ODOT Status of Public Transit in Ohio

Listing of Ohio's Public Transportation Systems

1. Allen County Regional Transit Authority (ACRTA)
2. Ashland Public Transit
3. Ashtabula County Transportation System (ACTS)
4. Athens Transit
5. Bowling Green Transit
6. Butler County Regional Transit Authority (BCRTA)
7. Carroll County Transit System
8. Central Ohio Transit Authority (COTA)
9. Champaign Transit System
10. Chillicothe Transit System
11. Clermont Transportation Connection (CTC)
12. Columbiana County/Community Action Rural Transit System (CARTS)
13. Crawford County Transportation Program
14. Delaware Area Transit Agency (DATA)
15. Eastern Ohio Regional Transit Authority (EORTA)
16. Fayette County Transportation Program
17. Geauga County Transit
18. Greater Cleveland Regional Transit Authority (GCRTA)
19. Greater Dayton Regional Transit Authority (GDRTA)
20. Greene County Transit Board (Greene CATS)
21. Greenville Transit System
22. Hancock Area Transportation Services (HATS)
23. Harrison County Rural Transit (HCRT)
24. Huron County Transit
25. Knox Area Transit (KAT)
26. Laketran
27. Lancaster Public Transit System
28. Lawrence County Transit
29. Licking County Transit Services
30. Logan County/Transportation for Logan County (TLC)
31. Logan Transit System (City of Logan)
32. Lorain County Transit (LCT)
33. Marion Area Transit (MAT)
34. Medina County Transit
35. METRO Regional Transit Authority (Akron)
36. Miami County Transit System
37. Middletown Transit System
38. Monroe County Public Transportation
39. Morgan County Transit
40. Ottawa County Transportation Agency (OCTA)
41. Perry County Transit (PCT)
42. Pickaway Area Rural Transit
43. Pike County/Community Action Transit System (CATS)
44. Portage Area Regional Transportation Authority (PARTA)
45. Richland County Transit (RCT)
46. Sandusky Transit System/Erie County (STS)
47. Scioto County/Access Scioto County (ASC)
48. Seneca County Agency Transportation (SCAT)
49. Shelby Public Transit
50. South East Area Transit (SEAT)
51. Southwest Ohio Regional Transit Authority (SORTA)
52. Springfield City Area Transit (SCAT)
53. Stark Area Regional Transit Authority (SARTA)
54. Steel Valley Regional Transit Authority (SVRTA)
55. Toledo Area Regional Transit Authority (TARTA)
56. Transportation Resources for Independent People of Sandusky County (TRIPS)
57. Trumbull Transit System
58. Warren County Transit Service
59. Washington County/Community Action Bus Lines (CABL)
60. Wilmington Transit System
61. Western Reserve Transit Authority (WRTA)

**Section
Two**



Urban Transit Program

ODOT Status of Public Transit in Ohio



Allen County Regional Transit Authority (ACRTA)

200 E. High St.
Lima, OH 45801
P (419) 228-3891 F (419) 224-0989

Shelia Haney, Executive Director
director@acrta.com
www.acrta.com

Grantee

Allen County Regional Transit Authority
(ACRTA)
200 E. High St.
Lima, OH 45801
Shelia Haney, Executive Director
director@acrta.com
P (419) 222-5745 F (419) 224-0989

System Characteristics

Sys Type: Fixed Route, Demand Response & ADA Paratransit
Sys Area: Lima
Sys Sq Mi: 34
Sys Pop: 81,256

Service Hours	Fixed Route	Demand Resp
Weekdays	5:45AM-10:15PM	5:45AM-10:15PM
Saturdays	7:45AM-5:15PM	7:45AM-5:15PM
Sundays	-	-

Fares	Fixed Route	Demand Resp
Base	\$ 1.00	\$ 2.00
Youth	\$ 0.75	\$ 0.00
E & D	\$ 0.50	\$ 0.00
Transfers	\$ 0.00	\$ 0.00

Non ADA fare \$6.00 within city limits and \$9.00,
\$17.00 and \$24.00 in the surrounding townships.

Service Statistics	Fixed Route	Demand Resp
Annual Pass. Trips:	349,809	36,459
Annual E & D	10,754	30,822
Annual Vehicle Miles:	411,592	269,531
Annual Vehicle Hours:	30,242	19,310

Personnel (FTE)	Fixed Route	Demand Resp
Operations:	20	15
General Administration	8	2
Total:	28	17

Provider

Fixed Route:
Same As Agency
Demand Response:
Same As Agency

Additional Contact Information

MPO Planner
Marlene Schumaker (419) 228-1836
mschumaker@lacrpc.com
Finance Manager
Patricia Stein (419) 222-5745
pjstein@acrta.com

ODOT Status of Public Transit in Ohio

Allen County Regional Transit Authority (ACRTA)--continued

Operating Expenses	Fixed Route	Demand Resp
Total Operating Costs:	\$ 1,936,800	\$ 484,638
Total Admin Costs:	\$ 496,239	\$ 0
Total System Cost:	\$ 2,433,039	\$ 484,638

Operating Funds	Fixed Route	Demand Resp
Federal Assistance:	\$ 1,988,648	\$ 0
State Assistance:	\$ 98,697	\$ 0
State E&D Assistance:	\$ 38,790	\$ 0
Local Assistance:	\$ 128,096	\$ 0
Passenger Fares:	\$ 188,924	\$ 14,766
Contract Fares:	\$ 119,282	\$ 288,843
Other Revenues:	\$ 509,080	\$ 0
Total Revenues:	\$ 3,071,517	\$ 303,609

Capital Funds	Fixed Route	Demand Resp
Local Assistance:	\$ 0	\$ 0
State Assistance:	\$ 0	\$ 0
Federal Assistance:	\$ 0	\$ 0
Tot. Cap. Funds Awd:	\$ 0	\$ 0

Dedicated Local Funding Sources

Other Local Funding Sources:

- Lottery
- Vending
- Greyhound
- Sunday Service for Barons
- Advertising
- Vehicle Maintenance contracts
- City of Lima

Performance Measures	Fixed Route	Demand
Operating Recovery Rat	12.67%	62.65%
Cost Per Mile:	\$5.91	\$1.80
Cost Per Trip:	\$6.96	\$13.29
Trips Per Mile:	0.85	0.14
Trips Per Hour:	11.57	1.89

Vehicle Summary

#	Type	Year	Seating	Accessible	Fuel
2	B30-HD	1998	29 + 2	Yes	DF
1	CV	2005	10 + 3	Yes	GA
1	B30-HD	2009	23 + 2	Yes	DF
2	B30-HD	2009	33 + 4	Yes	DF
1	LTV-FS	2009	12 + 4	Yes	GA
1	LTV-S	2011		No	GA
3	LTV-FS	2012	12 + 4	Yes	GA
2	LTV-FS	2012	14 + 4	Yes	GA
1	B30-HD	2014		No	DF
1	B35-HD	2014		No	DF
2	B30-MD	2013	30 + 9	Yes	DF
2	B35-HD	2013	30 + 0	No	DF
1	LTV-FS	2015	19 + 3	Yes	GA
1	B30-HD	2016		No	DF
1	B30-HD	2007	24 + 2	Yes	DF
1	LTV-FS	2007	12 + 2	Yes	GA

ODOT Status of Public Transit in Ohio



Butler County Regional Transit Authority

3045 Moser Court
Hamilton, OH 45011
P (513) 785-5237 F (513) 844-1361

Matthew Dutkevicz, Executive Director
dutkeviczmm@butlercountyrta.com
www.butlercountyrta.com

Grantee

Butler County Regional Transit Authority
3045 Moser Court
Hamilton, OH 45011
Matthew Dutkevicz, Executive Director
dutkeviczmm@butlercountyrta.com
P (513) 785-5237 F (513) 844-1361

System Characteristics

System Type: Fixed Route, Demand Response & ADA Paratransit
System Area: Butler County
System Sq Mi: 469
System Pop: 363,184

Service Hours	Fixed Route	Demand Resp
Weekdays	7:00AM-1:00AM	6:00AM-11:00PM
Saturdays	11:00AM-03:00AM	6:00AM-6:00PM
Sundays	9:00AM-01:00AM	-

Fares	Fixed Route	Demand Resp
Base	\$ 2.00	\$ 5.00
Youth	\$ 2.00	\$ 5.00
E & D	\$ 1.00	\$ 5.00
Transfers	\$ 0.00	\$ 0.00

Demand Response zone fares range from \$10 - \$30.
Grant programs may subsidize passenger cost to be as low as \$5.00 depending upon purpose of trip.

Service Statistics	Fixed Route	Demand Resp
Annual Pass. Trips:	549,465	40,162
Annual E & D	3,947	30,249
Annual Vehicle Miles:	625,971	345,627
Annual Vehicle Hours:	46,126	25,799

Personnel (FTE)	Fixed Route	Demand Resp
Operations:	52	29
General Administration	2	4
Total:	54	33

Provider

Demand Response:
Same As Agency
Fixed Route:
Same As Agency

Additional Contact Information

Chief Financial Officer
Robert Ruzinsky (513) 785-5396
ruzinskyre@butlercountyrta.com
Finance Manager
Delene Weidner (513) 785-5029
weidnerd@butlercountyrta.com
Operations Manager - Safety & Training
Carla Oden (513) 727-3643
odenc@butlercountyrta.com
Operations Manager - Fixed Route
Connor Briggs (513) 785-5394
briggsc@butlercountyrta.com

ODOT Status of Public Transit in Ohio

Butler County Regional Transit Authority--continued

Operating Expenses	Fixed Route	Demand Resp
Total Operating Costs:	\$ 2,162,694	\$ 1,569,849
Total Admin Costs:	\$ 329,979	\$ 389,475
Total System Cost:	\$ 2,492,673	\$ 1,959,324

Operating Funds	Fixed Route	Demand Resp
Federal Assistance:	\$ 439,876	\$ 783,729
State Assistance:	\$ 0	\$ 108,732
State E&D Assistance:	\$ 0	\$ 0
Local Assistance:	\$ 2,000,016	\$ 646,131
Passenger Fares:	\$ 52,781	\$ 66,572
Contract Fares:	\$ 0	\$ 354,160
Other Revenues:	\$ 0	\$ 0
Total Revenues:	\$ 2,492,673	\$ 1,959,324

Capital Funds	Fixed Route	Demand Resp
Local Assistance:	\$ 241,401	\$ 14,158
State Assistance:	\$ 0	\$ 0
Federal Assistance:	\$ 1,652,271	\$ 56,635
Tot. Cap. Funds Awd:	\$ 1,893,672	\$ 70,793

Dedicated Local Funding Sources

Other Local Funding Sources:

Miami University
 City of Middletown
 Business Contributions

Performance Measures	Fixed Route	Demand
Operating Recovery Rat	2.12%	21.47%
Cost Per Mile:	\$3.98	\$5.67
Cost Per Trip:	\$4.54	\$48.79
Trips Per Mile:	0.88	0.12
Trips Per Hour:	11.91	1.56

Vehicle Summary

#	Type	Year	Seating	Accessible	Fuel
2	B35-HD	2016	29 + 2	Yes	DF
6	LTV-HC	2016	8 + 4	Yes	GA
11	B35-HD	2015	29 + 2	Yes	DF
2	LTV-HC	2015	26 + 2	Yes	DF
5	MMV	2015	6 + 1	Yes	GA
3	LTV-HC	2013	8 + 4	Yes	GA
1	B35-HD	2014	29 + 2	Yes	DF
1	LTV-FS	2011	12 + 5	Yes	GA
6	LTV-HC	2011	8 + 4	Yes	GA
1	AO	2010	3 + 0	No	GA
9	LTV-FS	2010	12 + 5	Yes	GA
1	LTV-HC	2010	14 + 2	Yes	DF
4	B30-HD	2005	28 + 2	Yes	DF

ODOT Status of Public Transit in Ohio



Central Ohio Transit Authority (COTA)

33 North High Street
 Columbus, OH 43215
 P (614) 275-5800 F (614) 275-5933

W. Curtis Stitt, President / CEO
 StittWC@cota.com
 www.cota.com

Grantee

Central Ohio Transit Authority (COTA)
 33 North High Street
 Columbus, OH 43215
 Nicole McAllister, Grants Accountant
 McAllisterNL@cota.com
 P (614) 275-5895 F (614) 275-5892

System Characteristics

Sys Type: Fixed Route & Demand Response
Sys Area: Franklin County, portions of
 Licking, Fairfield, Delaware &
 Union Counties
Sys Sq Mi: 562
Sys Pop: 1,235,615

Service Hours	Fixed Route	Demand Resp
Weekdays	4:18AM-1:24AM	4:16AM-1:39AM
Saturdays	4:30AM-3:07AM	4:53AM-3:28AM
Sundays	6:41AM-11:24PM	6:39AM-11:39PM

Fares	Fixed Route	Demand Resp
Base	\$ 2.00	\$ 3.50
Youth	\$ 1.00	\$ 3.50
E & D	\$ 1.00	\$ 3.50
Transfers	\$ 0.00	\$ 0.00

Monthly Passes FR \$62, DR \$105; DR Non-ADA \$5.00;
 Students FR \$2.00; Express \$2.75. Daily Pass \$4.50;
 Seven-day pass is \$25.00 Express upcharge on
 transfers, one-day passes and seven-day passes
 is \$.75. Express monthly pass is \$85. Senior, Key
 and ADA monthly pass \$31.00

Service Statistics	Fixed Route	Demand Resp
Annual Pass. Trips:	18,549,436	278,410
Annual E & D	2,977,503	278,410
Annual Vehicle Miles:	15,349,203	3,479,656
Annual Vehicle Hours:	1,015,065	179,841

Personnel (FTE)	Fixed Route	Demand Resp
Operations:	879	120
General Administration	123	28
Total:	1,002	148

Provider

Fixed Route:
 Central Ohio Transit Authority
 33 North High Street
 Columbus, OH 43215
 Contact: Emille Williams, Vice President of Operation
 P (614) 275-5800 F (614) 275-5933
 WilliamsE@cota.com

Demand Response:
 First Transit
 1330 Fields Avenue
 Columbus, OH 43201
 Contact: Amy Hockman, Mike Sessamen
 P (614) 272-3029 F (614) 272-3012
 mike.sessamen@firstgroup.com

Additional Contact Information

Vice President of Communications, Marketing and Customer
 Marty Stutz (614) 308-4350
 StutzR@cota.com

Chief Financial Officer / Vice President of Finance
 Jeff Vosler (614) 275-5802
 VoslerJS@cota.com

Accounting Manager
 Melissa Segreti (614) 275-5879
 SegretiMR@cota.com

Grants Accountant
 Nicole McAllister (614) 275-5895
 McAllisterNL@cota.com

Director of Security
 Glenn Taylor (614) 275-5827
 TaylorGL@cota.com

Director, Vehicle Maintenance
 Lee Jackson (614) 308-4234
 JacksonCL@cota.com

Director of Transportation
 Matt Allison (614) 298-2301
 AllisonMB@cota.com

Director of Mobility Services
 Amy Hockman (614) 275-5821
 HockmanAN@cota.com

Chief Operations Officer
 Emille Williams (614) 275-5866
 WilliamsE@cota.com

ODOT Status of Public Transit in Ohio

Central Ohio Transit Authority (COTA)--continued

Operating Expenses	Fixed Route	Demand Resp
Total Operating Costs:	\$ 91,921,085	\$ 8,493,188
Total Admin Costs:	\$ 22,735,083	\$ 1,489,304
Total System Cost:	\$ 114,656,168	\$ 9,982,492

Operating Funds	Fixed Route	Demand Resp
Federal Assistance:	\$ 0	\$ 562,086
State Assistance:	\$ 0	\$ 0
State E&D Assistance:	\$ 0	\$ 0
Local Assistance:	\$ 130,651,428	\$ 0
Passenger Fares:	\$ 18,635,099	\$ 861,895
Contract Fares:	\$ 0	\$ 0
Other Revenues:	\$ 1,594,234	\$ 0
Total Revenues:	\$ 150,880,761	\$ 1,423,981

Capital Funds	Fixed Route	Demand Resp
Local Assistance:	\$ 8,430,649	\$ 0
State Assistance:	\$ 0	\$ 0
Federal Assistance:	\$ 13,830,395	\$ 0
Tot. Cap. Funds Awd:	\$ 22,261,044	\$ 0

Dedicated Local Funding Sources

Dedicated Sales Tax

Other Local Funding Sources:

Performance Measures	Fixed Route	Demand
Operating Recovery Rat	16.25%	8.63%
Cost Per Mile:	\$7.47	\$2.87
Cost Per Trip:	\$6.18	\$35.86
Trips Per Mile:	1.21	0.08
Trips Per Hour:	18.27	1.55

ODOT Status of Public Transit in Ohio

Vehicle Summary					
#	Type	Year	Seating	Accessible	Fuel
11	B35-HD	2005	32 + 2	Yes	DF
1	B40-HD	2005	39 + 1	Yes	DF
4	B40-HD	2005	39 + 2	Yes	DF
2	B30-HD	2009	23 + 2	Yes	DF
8	B30-HD	2009	39 + 2	Yes	DF
30	B40-HD	2009	39 + 2	Yes	DF
1	LTV-S	2009	5 + 0	No	GA
3	B30-HD	2010	23 + 2	Yes	DF
43	B40-HD	2010	39 + 2	Yes	DF
1	B30-HD	2011	23 + 2	Yes	DF
1	B35-HD	2011	32 + 2	Yes	DF
38	B40-HD	2011	39 + 2	Yes	DF
15	LTV-FS	2011	8 + 3	Yes	DF
10	B30-HD	2008	21 + 2	Yes	DF
29	B40-HD	2008	39 + 2	Yes	DF
7	B30-HD	2014	23 + 2	Yes	CN
1	B30-HD	2014	39 + 2	Yes	CN
7	B35-HD	2014	39 + 2	Yes	CN
21	B40-HD	2014	39 + 2	Yes	CN
12	LTV-S	2014		No	DF
5	LTV-S	2014		No	GA
7	MV-1	2014		No	GA
23	B40-HD	2012	39 + 2	Yes	DF
18	LTV-S	2012	8 + 2	Yes	DF
1	LTV-S	2012	8 + 2	Yes	HY
12	B35-HD	2013	39 + 2	Yes	CN
18	B40-HD	2013	39 + 2	Yes	CN
9	LTV-S	2013	8 + 2	Yes	DF
5	B35-HD	2015	39 + 2	Yes	CN
33	B40-HD	2015	39 + 2	Yes	CN
3	B35-HD	2016	38 + 2	Yes	CN
1	B40-HD	2016	38 + 2	Yes	CN
16	B40-HD	2016	39 + 2	Yes	CN
20	LTV-S	2016	8 + 2	Yes	DF
32	B40-HD	2007	32 + 2	Yes	DF
1	B40-HD	2004	38 + 2	Yes	DF
4	B40-HD	2004	39 + 2	Yes	DF

ODOT Status of Public Transit in Ohio



Clermont Transportation Connection (CTC)

4003 Filager Road
 Batavia, OH 45103
 P (513) 732-7577 F (513) 732-7490

Lisa Gatwood, Director
 lgatwood@clermontcountyohio.gov
 www.co.clermont.oh.us/ctc

Grantee

Clermont County Commissioners
 101 East Main Street
 Batavia, OH 45103
 Tom Eigel, Interim County Administrator
 teigel@clermontcountyohio.gov
 P (513) 732-7301 F (513) 732-7826

System Characteristics

Sys Type: Fixed Route & Demand Response
Sys Area: Clermont County
Sys Sq Mi: 452
Sys Pop: 197,363

Service Hours	Fixed Route	Demand Resp
Weekdays	5:30AM-6:42PM	6:00AM-6:00PM
Saturdays	-	6:00AM-6:00PM
Sundays	-	-

Fares	Fixed Route	Demand Resp
Base	\$ 3.75	\$ 4.75
Youth	\$ 1.85	\$ 2.35
E & D	\$ 1.85	\$ 2.35
Transfers	\$ 0.00	\$ 0.00

FIXED ROUTE: Student Fare \$2.75, Adult Fare 10
 Ride Card \$33.00, Student Fare 10 Ride Card \$25.00,
 Youth & ED Fare 10 Ride Card \$16.50
 DEMAND RESPONSE: Student Fare \$3.75

Service Statistics	Fixed Route	Demand Resp
Annual Pass. Trips:	56,345	69,594
Annual E & D	3,695	66,349
Annual Vehicle Miles:	141,591	815,014
Annual Vehicle Hours:	4,995	48,860

Personnel (FTE)	Fixed Route	Demand Resp
Operations:	7	47
General Administration	1	5
Total:	8	52

Provider

Fixed Route:
 Same As Agency
Demand Response:
 Same As Agency

Additional Contact Information

Fiscal Manager
 Sandy Moell (513) 732-7749
 smoell@clermontcountyohio.gov
Operations Manager
 Bob Hallgath (513) 732-7578
 bhallgath@clermontcountyohio.gov
Interim County Administrator
 Tom Eigel (513) 732-7301
 teigel@clermontcountyohio.gov

ODOT Status of Public Transit in Ohio

Clermont Transportation Connection (CTC)--continued

Operating Expenses	Fixed Route	Demand Resp
Total Operating Costs:	\$ 374,558	\$ 936,460
Total Admin Costs:	\$ 410,225	\$ 1,025,634
Total System Cost:	\$ 784,783	\$ 1,962,094

Operating Funds	Fixed Route	Demand Resp
Federal Assistance:	\$ 695,706	\$ 557,367
State Assistance:	\$ 24,851	\$ 62,131
State E&D Assistance:	\$ 0	\$ 37,776
Local Assistance:	\$ 0	\$ 1,120,480
Passenger Fares:	\$ 163,766	\$ 43,965
Contract Fares:	\$ 0	\$ 692,109
Other Revenues:	\$ 0	\$ 0
Total Revenues:	\$ 884,323	\$ 2,513,828

Capital Funds	Fixed Route	Demand Resp
Local Assistance:	\$ 0	\$ 0
State Assistance:	\$ 0	\$ 0
Federal Assistance:	\$ 0	\$ 0
Tot. Cap. Funds Awd:	\$ 0	\$ 0

Dedicated Local Funding Sources

Other Local Funding Sources:
Medicaid Contract Revenue

Performance Measures	Fixed Route	Demand
Operating Recovery Rat	20.87%	37.51%
Cost Per Mile:	\$5.54	\$2.41
Cost Per Trip:	\$13.93	\$28.19
Trips Per Mile:	0.40	0.09
Trips Per Hour:	11.28	1.42

Vehicle Summary					
#	Type	Year	Seating	Accessible	Fuel
1	LTV-FS	2007	12 + 2	Yes	GA
1	LTV-FS	2007	18 + 2	Yes	GA
12	LTV-HC	2016	16 + 2	Yes	GA
5	B30-MD	2008	24 + 2	Yes	DP
2	LTV-FS	2008	10 + 2	Yes	DF
1	LTV-FS	2008	18 + 2	Yes	DF
1	LTV-FS	2008	12 + 2	Yes	GA
2	B40-HD	2011	39 + 2	Yes	DF
1	B30-MD	2009	24 + 2	Yes	DF
3	LTV-FS	2009	10 + 2	Yes	DF
1	LTV-FS	2009	12 + 2	Yes	DF
2	LTV-FS	2009	16 + 2	Yes	GA
3	LTV-FS	2009	12 + 2	Yes	HY
1	LTV-FS	2006	16 + 2	Yes	GA

ODOT Status of Public Transit in Ohio



Delaware Area Transit Agency (DATA)

119 Henderson Ct.
 Delaware, OH 43015
 P (740) 363-3355 F (740) 362-7603

Tonya James, Mobility Manager
 TonyaJames@ridedata.com
 www.ridedata.com

Grantee

Delaware Area Transit Agency (DATA)
 119 Henderson Ct
 Delaware, OH 43015
 Dennis Schooley, Director
 DennySchooley@ridedata.com
 P (740) 363-3355 F (740) 362-7603

System Characteristics

Sys Type: Fixed Route & Demand Response
Sys Area: Delaware County
Sys Sq Mi: 459
Sys Pop: 109,989

Service Hours	Fixed Route	Demand Resp
Weekdays	5:30AM-7:00PM	6:00AM-6:00PM
Saturdays	-	-
Sundays	-	-

Fares	Fixed Route	Demand Resp
Base	\$ 1.00	\$ 4.00
Youth	\$ 0.00	\$ 0.00
E & D	\$ 0.50	\$ 2.00
Transfers	\$ 0.00	\$ 0.00

\$4 Base Demand Response / \$1 Base Fixed Route /
 E&D Fares 1/2 of Base Fare

Service Statistics	Fixed Route	Demand Resp
Annual Pass. Trips:	66,458	18,193
Annual E & D	22,696	13,933
Annual Vehicle Miles:	253,173	162,865
Annual Vehicle Hours:	18,222	9,263

Personnel (FTE)	Fixed Route	Demand Resp
Operations:	24	13
General Administration	4	3
Total:	28	16

Provider

Fixed Route:
 Same As Agency
Demand Response:
 Same As Agency

Additional Contact Information

Operations Director
 Crystal James (740) 368-9033
 CrystalJames@ridedata.com
Marketing and Public Relations Manager
 Ginny Berry (740) 368-9383
 GinnyBerry@ridedata.com
Director
 Dennis Schooley (740) 272-0607
 DennySchooley@ridedata.com
HR Coordinator
 Tina Smith (740) 368-9383
 TinaSmith@ridedata.com
Facilities, Assets and Technology Manager
 Ed Pierson (740) 363-3355
 EdPierson@ridedata.com

ODOT Status of Public Transit in Ohio

Delaware Area Transit Agency (DATA)--continued

Operating Expenses	Fixed Route	Demand Resp
Total Operating Costs:	\$ 695,434	\$ 357,092
Total Admin Costs:	\$ 456,984	\$ 234,652
Total System Cost:	\$ 1,152,418	\$ 591,745

Operating Funds	Fixed Route	Demand Resp
Federal Assistance:	\$ 419,681	\$ 151,225
State Assistance:	\$ 0	\$ 0
State E&D Assistance:	\$ 9,573	\$ 4,916
Local Assistance:	\$ 710,183	\$ 364,666
Passenger Fares:	\$ 35,672	\$ 33,666
Contract Fares:	\$ 0	\$ 294,666
Other Revenues:	\$ 21,437	\$ 11,008
Total Revenues:	\$ 1,196,547	\$ 860,145

Capital Funds	Fixed Route	Demand Resp
Local Assistance:	\$ 112,890	\$ 93,634
State Assistance:	\$ 35,284	\$ 18,117
Federal Assistance:	\$ 249,301	\$ 270,679
Tot. Cap. Funds Awd:	\$ 397,474	\$ 382,431

Dedicated Local Funding Sources

Other Local Funding Sources:

Advertising - \$23,125.7
 Sale of Fixed Assets - \$8,003.90
 Other Misc. - \$1,285.08

Performance Measures	Fixed Route	Demand
Operating Recovery Rat	3.10%	55.49%
Cost Per Mile:	\$4.55	\$3.63
Cost Per Trip:	\$17.34	\$32.53
Trips Per Mile:	0.26	0.11
Trips Per Hour:	3.65	1.96

Vehicle Summary

#	Type	Year	Seating	Accessible	Fuel
2	LTN	2014	8 + 2	Yes	GA
3	LTV-FS	2013	16 + 2	Yes	GA
4	LTV-FS	2016	10 + 3	Yes	GA
1	LTN	2010	8 + 2	Yes	GA
1	LTV-FS	2010	16 + 2	Yes	GA
2	LTV-FS	2011	16 + 2	Yes	GA
1	LTN	2008	8 + 2	Yes	GA
1	LTN	2009	8 + 2	Yes	GA
1	B40-HD	1999	26 + 2	Yes	DF
2	LTV-FS	2017	10 + 2	Yes	GA
2	LTV-FS	2017	14 + 2	Yes	GA

ODOT Status of Public Transit in Ohio



Eastern Ohio Regional Transit Authority (EORTA)

21 South Huron Street
 Wheeling, WV 26003
 P (304) 232-2190 F (304) 232-0811

Tom Hvizdos, Executive Director
 hvizdos@ovrta.org
 www.ovrta.org

Grantee

Eastern Ohio Regional Transit Authority
 (EORTA)
 21 South Huron Street
 Wheeling, WV 26003
 Tom Hvizdos, Executive Director
 hvizdos@ovrta.org
 P (304) 232-2190 F (304) 232-0811

System Characteristics

Sys Type: Fixed Route & Demand Response
Sys Area: Jefferson & Belmont Counties &
 portions of Pease and Colerain
 Twps.
Sys Sq Mi: 27
Sys Pop: 61,725

Service Hours	Fixed Route	Demand Resp
Weekdays	6:00AM-6:00PM	6:00AM-6:00PM
Saturdays	6:00AM-6:00PM	6:00AM-6:00PM
Sundays	-	-

Fares	Fixed Route	Demand Resp
Base	\$ 1.30	\$ 2.60
Youth	\$ 1.30	\$ 2.60
E & D	\$ 0.65	\$ 2.60
Transfers	\$ 0.00	\$ 0.00

FR Monthly Pass: \$42.00, Special & Student \$21.00

Service Statistics	Fixed Route	Demand Resp
Annual Pass. Trips:	108,606	683
Annual E & D	42,052	683
Annual Vehicle Miles:	241,438	6,720
Annual Vehicle Hours:	12,982	594

Personnel (FTE)	Fixed Route	Demand Resp
Operations:	37	3
General Administration	4	1
Total:	41	4

Provider

Fixed Route:
 Same As Agency
Demand Response:
 Same As Agency

Additional Contact Information

Finance Director
 Lisa Weishar (304) 232-2190
 weishar@ovrta.org
Maintenance Director
 Dan Steadman (304) 232-2190
 steadman@ovrta.org
Office Manager
 Rebecca Ripley (304) 232-2190
 ripley@ovrta.org
Dispatcher
 Arthur Steadman (304) 232-2190

 Chester Jarrell (304) 232-2190

ODOT Status of Public Transit in Ohio

Eastern Ohio Regional Transit Authority (EORTA)--continued

Operating Expenses	Fixed Route	Demand Resp
Total Operating Costs:	\$ 1,010,828	\$ 84,590
Total Admin Costs:	\$ 219,894	\$ 33,224
Total System Cost:	\$ 1,230,722	\$ 117,814

Operating Funds	Fixed Route	Demand Resp
Federal Assistance:	\$ 460,803	\$ 24,253
State Assistance:	\$ 51,880	\$ 2,730
State E&D Assistance:	\$ 26,409	\$ 1,390
Local Assistance:	\$ 622,109	\$ 0
Passenger Fares:	\$ 81,197	\$ 1,781
Contract Fares:	\$ 0	\$ 0
Other Revenues:	\$ 1,559	\$ 0
Total Revenues:	\$ 1,243,957	\$ 30,154

Capital Funds	Fixed Route	Demand Resp
Local Assistance:	\$ 0	\$ 0
State Assistance:	\$ 0	\$ 0
Federal Assistance:	\$ 0	\$ 0
Tot. Cap. Funds Awd:	\$ 0	\$ 0

Dedicated Local Funding Sources

Belmont County

Jefferson County

Other Local Funding Sources:

Performance Measures	Fixed Route	Demand
Operating Recovery Rat	6.60%	1.51%
Cost Per Mile:	\$5.10	\$17.53
Cost Per Trip:	\$11.33	\$172.49
Trips Per Mile:	0.45	0.10
Trips Per Hour:	8.37	1.15

Vehicle Summary

#	Type	Year	Seating	Accessible	Fuel
1	CV	2009	9 + 2	Yes	GA
1	LTV-FS	2009	14 + 2	Yes	DF
2	LTV-FS	2011	22 + 2	Yes	DF
1	B30-LD	2008	14 + 2	Yes	DF
1	B30-HD	2010	23 + 2	Yes	DF
2	LTV-FS	2010	22 + 2	Yes	DF
1	MV-1	2014	3 + 2	Yes	GA

9

ODOT Status of Public Transit in Ohio



Greater Cleveland Regional Transit Authority (GCRTA)

1240 West Sixth Street
Cleveland, OH 44113
P (216) 566-5100 F (216) 781-4043

Joseph Calabrese, CEO, General Manager/Secretary-Treasurer
jcalabrese@gcrta.org
www.riderta.com

Grantee

Greater Cleveland Regional Transit Authority
1240 West Sixth Street
Cleveland, OH 44113
Joseph Calabrese, CEO, General
Manager/Secretary-Treasurer
jcalabrese@gcrta.org
P (216) 566-5100 F (216) 781-4043

System Characteristics

Sys Type: Fixed Route & Demand Response
Sys Area: Cuyahoga County & portions of
Lake, Summit, Medina, & Lorain
Counties
Sys Sq Mi: 459
Sys Pop: 1,393,978

Service Hours	Fixed Route	Demand Resp
Weekdays	24HRS-	24HRS-
Saturdays	24HRS-	24HRS-
Sundays	24HRS-	24HRS-

Fares	Fixed Route	Demand Resp
Base	\$ 2.25	\$ 0.00
Youth	\$ 1.50	\$ 0.00
E & D	\$ 1.00	\$ 0.00
Transfers	\$ 0.00	\$ 0.00

Express Fare \$2.50, Monthly Pass \$85.00, Daily Pass
\$5.00, Paratransit \$2.25

Service Statistics	Fixed Route	Demand Resp
Annual Pass. Trips:	43,652,003	633,601
Annual E & D	3,744,730	633,601
Annual Vehicle Miles:	17,230,448	5,343,934
Annual Vehicle Hours:	1,419,738	382,457

Personnel (FTE)	Fixed Route	Demand Resp
Operations:	1,868	171
General Administration	208	7
Total:	2,076	178

Provider

Fixed Route:
Same As Agency
Demand Response:
Same As Agency

Additional Contact Information

DGM Operations - Bus & Rail
Michael York (216) 566-5101
myork@gcrta.org
ADA Coordinator - Compliance: DGM Legal
Sheryl K. Benford (216) 781-4522
sbenford@gcrta.org
Exe. Dir. of Marketing & Communications
Steve Bitto (216) 566-5255
sbitto@gcrta.org
NTD Coordinator - Office of Mgmt. & Budget
Kay Sutula (216) 566-5230
ksutula@gcrta.org
DGM - Human Resources
Bruce Hampton (216) 781-4099
bhampton@gcrta.org
Director of Risk Management
Judy Lincoln (215) 056-6525
jlincoln@gcrta.org
Grants Manager
Craig Wiehe (216) 566-5046
cwiehe@gcrta.org
Director of Safety
Rich Czeck (216) 566-5279
rczeck@gcrta.org
John Togher (216) 566-5024
jtogher@gcrta.org
Grants Writer
Mary Flannery
mflannery@gcrta.org

ODOT Status of Public Transit in Ohio

Greater Cleveland Regional Transit Authority (GCRTA)--continued

Operating Expenses	Fixed Route	Demand Resp
Total Operating Costs:	\$ 188,180,406	\$ 25,014,371
Total Admin Costs:	\$ 40,264,191	\$ 8,544,676
Total System Cost:	\$ 228,444,597	\$ 33,559,047

Operating Funds	Fixed Route	Demand Resp
Federal Assistance:	\$ 21,886,737	\$ 53,660
State Assistance:	\$ 152,704	\$ 0
State E&D Assistance:	\$ 0	\$ 0
Local Assistance:	\$ 163,611,180	\$ 32,819,280
Passenger Fares:	\$ 46,817,305	\$ 313,452
Contract Fares:	\$ 0	\$ 372,655
Other Revenues:	\$ 3,237,269	\$ 0
Total Revenues:	\$ 235,705,195	\$ 33,559,047

Capital Funds	Fixed Route	Demand Resp
Local Assistance:	\$ 27,264,586	\$ 0
State Assistance:	\$ 418,751	\$ 0
Federal Assistance:	\$ 26,745,785	\$ 0
Tot. Cap. Funds Awd:	\$ 54,429,122	\$ 0

Dedicated Local Funding Sources

Dedicated Sales Tax

Other Local Funding Sources:

Performance Measures	Fixed Route	Demand
Operating Recovery Rat	20.49%	2.04%
Cost Per Mile:	\$13.26	\$6.28
Cost Per Trip:	\$5.23	\$52.97
Trips Per Mile:	2.53	0.12
Trips Per Hour:	30.75	1.66

Vehicle Summary

#	Type	Year	Seating	Accessible	Fuel
1	B40-HD	2014	39 + 2	Yes	CN
23	B60-HD	2014	54 + 2	Yes	DP
20	MV-1	2014	2 + 1	Yes	GA
9	B40-HD	2016	39 + 2	Yes	DP
89	B40-HD	2015	39 + 2	Yes	CN
3	B40-HD	2015	39 + 2	Yes	DP
20	B30-MD	2013	8 + 4	Yes	LP
3	SUP	2013		No	GA
6	B45-HD	2010	57 + 2	Yes	DP
7	LTV-FS	2010	14 + 5	Yes	DF
3	B60-HD	2009	47 + 2	Yes	DP
17	B60-HD	2009	54 + 2	Yes	DP
37	LTV-FS	2009	8 + 4	Yes	DF
1	B30-HD	2006	24 + 2	Yes	DF
44	B40-HD	2006	38 + 2	Yes	DP
47	B40-HD	2005	38 + 2	Yes	DP
26	LR	1981	72 + 8	Yes	EP
19	HR	1984	76 + 5	Yes	EP
17	HR	1984	80 + 5	Yes	EP
11	B40-HD	2001	49 + 2	Yes	DF
68	B40-HD	2003	38 + 2	Yes	DP
55	B40-HD	2002	38 + 2	Yes	DF
6	B45-HD	2007	57 + 2	Yes	DP
21	B60-HD	2007	47 + 2	Yes	DP

ODOT Status of Public Transit in Ohio



Greater Dayton Regional Transit Authority (GDRTA)

4 S. Main Street
Dayton, OH 45402
P (937) 226-1333 F (937) 425-8416

Mark Donaghy, Executive Director
mdonaghy@greaterdaytonrta.org
www.i-riderta.org

Grantee

Greater Dayton Regional Transit Authority
(GDRTA)
4 S. Main Street
P.O. Box 1301
Dayton, OH 45402
Robert Ruzinsky, Chief Capital Officer
bruzinsky@greaterdaytonrta.org
P (937) 226-1333 F (937) 425-8416

System Characteristics

Sys Type: Fixed Route & Demand Response
Sys Area: Montgomery County & limited destinations in Greene County
Sys Sq Mi: 274
Sys Pop: 559,062

Service Hours	Fixed Route	Demand Resp
Weekdays	4:19AM-1:33AM	4:30AM-1:30AM
Saturdays	4:20AM-1:32AM	4:30AM-1:30AM
Sundays	4:51AM-1:41AM	5:00AM-1:30AM

Fares	Fixed Route	Demand Resp
Base	\$ 1.75	\$ 3.50
Youth	\$ 0.85	\$ 3.50
E & D	\$ 0.85	\$ 3.50
Transfers	\$ 0.25	\$ 0.00

We offer various pass and token options for the fixed route services.

Service Statistics	Fixed Route	Demand Resp
Annual Pass. Trips:	9,755,088	218,142
Annual E & D	1,355,712	218,142
Annual Vehicle Miles:	6,791,501	1,779,243
Annual Vehicle Hours:	455,664	116,516

Personnel (FTE)	Fixed Route	Demand Resp
Operations:	416	133
General Administration	56	24
Total:	472	157

Provider

Fixed Route:
Same As Agency
Demand Response:
Same As Agency

Additional Contact Information

Director of Safety & Security
James Napier (937) 425-8590
jnapier@greaterdaytonrta.org
Director of Operations
Allison Ledford (937) 425-8510
aledford@greaterdaytonrta.org
Chief Financial Officer
Mary Stanforth (937) 425-8450
mstanforth@greaterdaytonrta.org
Director, Planning
Frank Ecklar (937) 425-8330
fecklar@greaterdaytonrta.org
Chief Capital Officer
Robert Ruzinsky (937) 425-8360
bruzinsky@greaterdaytonrta.org
Director of HR
Gene Rhodes

Director of Community Relations
Anthony Whitmore

ODOT Status of Public Transit in Ohio

Greater Dayton Regional Transit Authority (GDRTA)--continued

Operating Expenses	Fixed Route	Demand Resp
Total Operating Costs:	\$ 56,714,644	\$ 12,834,487
Total Admin Costs:	\$ 7,252,156	\$ 3,309,495
Total System Cost:	\$ 63,966,800	\$ 16,143,982

Operating Funds	Fixed Route	Demand Resp
Federal Assistance:	\$ 10,813,298	\$ 288,670
State Assistance:	\$ 0	\$ 0
State E&D Assistance:	\$ 0	\$ 0
Local Assistance:	\$ 43,900,679	\$ 12,620,021
Passenger Fares:	\$ 7,717,683	\$ 802,779
Contract Fares:	\$ 0	\$ 0
Other Revenues:	\$ 1,312,999	\$ 0
Total Revenues:	\$ 63,744,658	\$ 13,711,470

Capital Funds	Fixed Route	Demand Resp
Local Assistance:	\$ 5,408,045	\$ 1,247,175
State Assistance:	\$ 0	\$ 0
Federal Assistance:	\$ 17,660,465	\$ 4,072,763
Tot. Cap. Funds Awd:	\$ 23,068,509	\$ 5,319,938

Dedicated Local Funding Sources

Sales Tax

Other Local Funding Sources:

Advertising
Rental
Greyhound

Performance Measures	Fixed Route	Demand
Operating Recovery Rat	12.07%	4.97%
Cost Per Mile:	\$9.42	\$9.07
Cost Per Trip:	\$6.56	\$74.01
Trips Per Mile:	1.44	0.12
Trips Per Hour:	21.41	1.87

Vehicle Summary

#	Type	Year	Seating	Accessible	Fuel
5	B40-HD	2007	39 + 2	Yes	DF
25	B40-HD	2017	39 + 2	No	DP
25	LTN	2017	12 + 3	No	GA
9	B40-HD	2003	34 + 2	Yes	DF
1	B35-HD	2001	29 + 2	Yes	DF
32	TB	1998	41 + 2	Yes	EP
24	B40-HD	2009	39 + 2	Yes	DF
26	LTN	2009	12 + 3	Yes	DF
50	B40-HD	2010	39 + 2	Yes	DF
13	B40-HD	2008	39 + 2	Yes	DF
24	B40-HD	2016	39 + 2	No	DP
1	LTN	2016		No	DP
29	LTN	2016	12 + 3	No	GA
2	TB	2014		No	EP
4	B30-HD	2012	24 + 2	Yes	DF

270

ODOT Status of Public Transit in Ohio



Greene County Transit Board

2380 Bellbrook Ave.
 Xenia, OH 45385
 P (937) 708-8322 F (937) 708-8320

Ken Collier, Executive Director
 kcollier@greenecats.org
www.co.greene.oh.us/index.aspx?nid=253

Grantee

Greene County Transit Board
 2380 Bellbrook Ave.
 Xenia, OH 45385
 Ken Collier, Executive Director
 kcollier@greenecats.org
 P (937) 708-8328 F (937) 708-8320

System Characteristics

Sys Type: Demand Response & Point Deviation
Sys Area: Greene County, with limited service to Montgomery County
Sys Sq Mi: 415
Sys Pop: 161,573

Service Hours	Fixed Route	Demand Resp
Weekdays	-	6:00AM-9:00PM
Saturdays	-	6:00AM-9:00PM
Sundays	-	6:00AM-9:00PM

Fares	Fixed Route	Demand Resp
Base	\$ 0.00	\$ 3.00
Youth	\$ 0.00	\$ 0.75
E & D	\$ 0.00	\$ 3.00
Transfers	\$ 0.00	\$ 0.00

DR-To and From Montgomery County \$6 each way.
 Flex Routes - Base-1.50, Youth-0.75, E&D-0.75,
 Transfers-0.00

Service Statistics	Fixed Route	Demand Resp
Annual Pass. Trips:	0	192,046
Annual E & D	0	94,341
Annual Vehicle Miles:	0	1,109,817
Annual Vehicle Hours:	0	58,480

Personnel (FTE)	Fixed Route	Demand Resp
Operations:	0	64
General Administration	0	8
Total:	0	72

Provider

Fixed Route:
 N/A
Demand Response:
 First Transit
 1180 S Patton St
 Xenia, OH 45385
 Contact: Dennis Green, Operations Manager
 P (937) 374-6402 F
 dennisgreen@firstgroup.com

Additional Contact Information

Chief Financial Officer
 Marilyn Ratcliff (937) 708-8318
 mratcliff@greenecats.org
Operations Manager
 Dennis Green (937) 374-6402
 dennis.green@firstgroup.com

ODOT Status of Public Transit in Ohio

Greene County Transit Board--continued

Operating Expenses	Fixed Route	Demand Resp
Total Operating Costs:	\$ 0	\$ 3,098,542
Total Admin Costs:	\$ 0	\$ 521,114
Total System Cost:	\$ 0	\$ 3,619,657

Operating Funds	Fixed Route	Demand Resp
Federal Assistance:	\$ 0	\$ 1,099,932
State Assistance:	\$ 0	\$ 92,600
State E&D Assistance:	\$ 0	\$ 0
Local Assistance:	\$ 0	\$ 877,810
Passenger Fares:	\$ 0	\$ 114,242
Contract Fares:	\$ 0	\$ 1,320,602
Other Revenues:	\$ 0	\$ 1,163,993
Total Revenues:	\$ 0	\$ 4,669,179

Capital Funds	Fixed Route	Demand Resp
Local Assistance:	\$ 0	\$ 0
State Assistance:	\$ 0	\$ 0
Federal Assistance:	\$ 0	\$ 156,460
Tot. Cap. Funds Awd:	\$ 0	\$ 156,460

Dedicated Local Funding Sources

Other Local Funding Sources:

Greene County Bd of DD
 State of Ohio - Medicaid
 Greene County JFS
 The Community Network (TCN)
 Greater Dayton RTA

Performance Measures	Fixed Route	Demand
Operating Recovery Rat	0.00%	39.64%
Cost Per Mile:	\$0.00	\$3.26
Cost Per Trip:	\$0.00	\$18.85
Trips Per Mile:	0.00	0.17
Trips Per Hour:	0.00	3.28

Vehicle Summary					
#	Type	Year	Seating	Accessible	Fuel
3	LTV-FS	2012	18 + 3	Yes	GA
9	LTV-FS	2013	18 + 3	Yes	GA
3	LTV-FS	2008	18 + 3	Yes	DF
9	LTV-FS	2011	18 + 3	Yes	GA
1	MMV	2010	5 + 2	Yes	GA

25

ODOT Status of Public Transit in Ohio



Laketran

P.O. Box 158
 Grand River, OH 44045
 P (440) 350-1000 F (440) 354-4202

Ben Capelle, General Manager
 bcapelle@laketran.com
 www.laketran.com

Grantee

Laketran
 P.O. Box 158
 Grand River, OH 44045
 Ben Capelle, General Manager
 bcapelle@laketran.com
 P (440) 350-1001 F (440) 354-4202

Provider

Fixed Route:
 Same As Agency
Demand Response:
 Same As Agency

Additional Contact Information

CFO
 Lisa Colling (440) 350-1005
 lcolling@laketran.com
Procurement & Grants Specialist
 Terri Goodson (440) 350-1007
 tgoodson@laketran.com
Maintenance Supervisor
 Keith Bare (440) 350-1036
 kbare@laketran.com
Accountant/Budget Analyst
 Stephanie Cull (440) 350-1011
 scull@laketran.com
Director of Marketing & PR
 Julia Schick (440) 350-1012
 jschick@laketran.com
Operations Manager
 Matt Maier (440) 350-1009
 mmaier@laketran.com
Human Resource Manager
 Mike Austin (440) 350-1004
 maustin@laketran.com

System Characteristics

Sys Type: Fixed Route & Demand Response
Sys Area: Lake County
Sys Sq Mi: 228
Sys Pop: 230,041

Service Hours	Fixed Route	Demand Resp
Weekdays	6:00AM-8:00PM	6:00AM-7:00PM
Saturdays	-	-
Sundays	-	-

Fares	Fixed Route	Demand Resp
Base	\$ 1.75	\$ 10.00
Youth	\$ 0.75	\$ 2.50
E & D	\$ 0.75	\$ 2.50
Transfers	\$ 0.00	\$ 0.00

youth is age 2-12.
 Commuter Express fares are \$3.75 regular; \$1.50 student and 31 day pass \$135.00

Service Statistics	Fixed Route	Demand Resp
Annual Pass. Trips:	473,310	260,500
Annual E & D	81,614	196,766
Annual Vehicle Miles:	856,648	2,315,442
Annual Vehicle Hours:	19,962	126,335

Personnel (FTE)	Fixed Route	Demand Resp
Operations:	55	96
General Administration	4	9
Total:	59	105

ODOT Status of Public Transit in Ohio

Laketrans--continued

Operating Expenses	Fixed Route	Demand Resp
Total Operating Costs:	\$ 3,641,290	\$ 7,177,072
Total Admin Costs:	\$ 995,254	\$ 1,625,642
Total System Cost:	\$ 4,636,544	\$ 8,802,714

Operating Funds	Fixed Route	Demand Resp
Federal Assistance:	\$ 665,145	\$ 1,647,679
State Assistance:	\$ 76,611	\$ 145,451
State E&D Assistance:	\$ 116,982	\$ 662,899
Local Assistance:	\$ 3,260,400	\$ 6,190,034
Passenger Fares:	\$ 858,478	\$ 568,121
Contract Fares:	\$ 0	\$ 1,152,394
Other Revenues:	\$ 3,298	\$ 6,261
Total Revenues:	\$ 4,980,914	\$ 10,372,839

Capital Funds	Fixed Route	Demand Resp
Local Assistance:	\$ 1,320,957	\$ 564,974
State Assistance:	\$ 0	\$ 0
Federal Assistance:	\$ 5,283,828	\$ 2,259,896
Tot. Cap. Funds Awd:	\$ 6,604,785	\$ 2,824,870

Dedicated Local Funding Sources

1/4 of a 1% Local Sales Tax

Other Local Funding Sources:

Performance Measures	Fixed Route	Demand
Operating Recovery Rat	18.52%	19.55%
Cost Per Mile:	\$5.41	\$3.80
Cost Per Trip:	\$9.80	\$33.79
Trips Per Mile:	0.55	0.11
Trips Per Hour:	23.71	2.06

Vehicle Summary

#	Type	Year	Seating	Accessible	Fuel
4	B30-MD	2010	24 + 2	Yes	DF
14	LTV-FS	2010	12 + 2	Yes	DF
6	CV	2011	8 + 1	Yes	GA
2	LTV-FS	2011	16 + 2	Yes	GA
12	B35-HD	2009	30 + 2	Yes	DF
4	IB	1998	47 + 2	Yes	DF
8	B40-HD	2003	49 + 2	Yes	DF
8	LTV-FS	2013	12 + 2	Yes	DP
1	LTV-FS	2015	10 + 2	Yes	DF
15	LTV-FS	2015	10 + 2	Yes	DP
10	B40-HD	2016	49 + 2	Yes	DP
12	LTV-FS	2016	10 + 2	Yes	DP
8	LTV-FS	2012	12 + 2	Yes	DF
16	LTV-FS	2014	12 + 2	Yes	DP

120

ODOT Status of Public Transit in Ohio



Lawrence County Transit

223 South 2nd Street
 Ironton, OH 45638
 P (740) 532-2269 F (740) 532-2340

Mike Payne, Director
 mpayne@ilcao.org
 lawrencecountytransit .com

Grantee

Lawrence County Port Authority
 216 Collins Avenue
 South Point, OH 45680
 Ralph Kline, Secretary-Treasurer
 rkline@ilcao.org
 P (740) 377-4550 F (740) 377-2091

System Characteristics

Sys Type: Demand Response
Sys Area: Lawrence County Ohio with
 service to West Virginia and
 Kentucky
Sys Sq Mi: 455
Sys Pop: 62,700

Service Hours	Fixed Route	Demand Resp
Weekdays	6:00 am-6:00pm	5:00 am-5:00 pm
Saturdays	-	-
Sundays	-	-

Fares	Fixed Route	Demand Resp
Base	\$ 1.00	\$ 2.00
Youth	\$ 0.00	\$ 0.00
E & D	\$ 0.50	\$ 0.00
Transfers	\$ 0.00	\$ 0.00

Service Statistics	Fixed Route	Demand Resp
Annual Pass. Trips:	20,997	8,342
Annual E & D	3,150	6,544
Annual Vehicle Miles:	155,435	119,546
Annual Vehicle Hours:	6,323	8,475

Personnel (FTE)	Fixed Route	Demand Resp
Operations:	5	10
General Administration	1	1
Total:	6	11

Provider

Fixed Route:
 Same As Agency
Demand Response:
 Same As Agency

Additional Contact Information

Transit Manager
 Chris Schneider (740) 532-2269
 cschneider@ilcao.org
CFO
 Kelly Adkins (740) 532-3534
 kadkins@ilcao.org
Secretary-Treasurer
 Ralph Kline (740) 532-3534
 rkline@ilcao.org

ODOT Status of Public Transit in Ohio

Lawrence County Transit--continued

Operating Expenses	Fixed Route	Demand Resp
Total Operating Costs:	\$ 546,613	\$ 220,785
Total Admin Costs:	\$ 222,106	\$ 125,388
Total System Cost:	\$ 768,719	\$ 346,173

Operating Funds	Fixed Route	Demand Resp
Federal Assistance:	\$ 570,284	\$ 145,020
State Assistance:	\$ 0	\$ 36,264
State E&D Assistance:	\$ 0	\$ 0
Local Assistance:	\$ 177,935	\$ 0
Passenger Fares:	\$ 20,500	\$ 0
Contract Fares:	\$ 0	\$ 159,744
Other Revenues:	\$ 0	\$ 5,145
Total Revenues:	\$ 768,719	\$ 346,173

Capital Funds	Fixed Route	Demand Resp
Local Assistance:	\$ 0	\$ 17,764
State Assistance:	\$ 0	\$ 0
Federal Assistance:	\$ 0	\$ 71,056
Tot. Cap. Funds Awd:	\$ 0	\$ 88,820

Dedicated Local Funding Sources

Other Local Funding Sources:

Donation

Performance Measures	Fixed Route	Demand
Operating Recovery Rat	2.67%	46.15%
Cost Per Mile:	\$4.95	\$2.90
Cost Per Trip:	\$36.61	\$41.50
Trips Per Mile:	0.14	0.07
Trips Per Hour:	3.32	0.98

Vehicle Summary

#	Type	Year	Seating	Accessible	Fuel
1	MMV	2012	6 + 1	Yes	GA
2	LTN	2016	8 + 2	Yes	GA
1	LTN	1996	11 + 0	No	GA
1	BSV	2005	6 + 0	No	GA
1	LTN	2006	7 + 1	Yes	GA
1	MV-1	2006	4 + 0	No	GA
1	LTN	2009	4 + 1	Yes	GA
1	LTN	2008	10 + 0	No	GA
3	MMV	2010	6 + 1	Yes	GA

12

ODOT Status of Public Transit in Ohio



Licking County Transit Board (LCTB)

745 East Main St.
Newark, OH 43055
P (740) 670-5185 F (740) 670-5183

Cathleen Sheets, General Manager, LCTB Secretary
csheets@lcounty.com
<http://www.lcounty.com/lctb>

Grantee

Licking County Transit Board (LCTB)
745 East Main St.
Newark, OH
Cathleen Sheets, General Manager, LCTB Secretary
csheets@lcounty.com
P (740) 670-5181 F (740) 670-5183

System Characteristics

Sys Type: Demand Response
Sys Area: Licking County
Sys Sq Mi: 683
Sys Pop: 166,492

Service Hours	Fixed Route	Demand Resp
Weekdays	-	5:00AM-8:00PM
Saturdays	-	6:00AM-6:00PM
Sundays	-	-

Fares	Fixed Route	Demand Resp
Base	\$ 0.00	\$ 4.00
Youth	\$ 0.00	\$ 0.00
E & D	\$ 0.00	\$ 2.00
Transfers	\$ 0.00	\$ 0.00

Service Statistics	Fixed Route	Demand Resp
Annual Pass. Trips:	0	132,773
Annual E & D	0	80,343
Annual Vehicle Miles:	0	1,542,804
Annual Vehicle Hours:	0	72,348

Personnel (FTE)	Fixed Route	Demand Resp
Operations:	0	9
General Administration	0	3
Total:	0	12

Provider

Fixed Route:
N/A
Demand Response:
National Express
745 E Main Street
Newark, OH 43055
Contact: Albert Perez, Project Manager
P (740) 281-0595 F
albert.perez@nationalexpresstransit.com

Additional Contact Information

Assistant Manager, LCTB Fiscal Officer
Laurie Pitchford (740) 670-5181
lpitchford@lcounty.com
Project Manager
Albert Perez (740) 281-0595
albert.perez@nationalexpresstransit.com

ODOT Status of Public Transit in Ohio

Licking County Transit Board (LCTB)--continued

Operating Expenses	Fixed Route	Demand Resp
Total Operating Costs:	\$ 0	\$ 2,536,192
Total Admin Costs:	\$ 0	\$ 500,958
Total System Cost:	\$ 0	\$ 3,037,150

Operating Funds	Fixed Route	Demand Resp
Federal Assistance:	\$ 0	\$ 1,240,932
State Assistance:	\$ 0	\$ 118,099
State E&D Assistance:	\$ 0	\$ 34,874
Local Assistance:	\$ 0	\$ 75,000
Passenger Fares:	\$ 0	\$ 153,291
Contract Fares:	\$ 0	\$ 1,413,784
Other Revenues:	\$ 0	\$ 0
Total Revenues:	\$ 0	\$ 3,035,980

Capital Funds	Fixed Route	Demand Resp
Local Assistance:	\$ 0	\$ 157,206
State Assistance:	\$ 0	\$ 0
Federal Assistance:	\$ 0	\$ 628,821
Tot. Cap. Funds Awd:	\$ 0	\$ 786,027

Dedicated Local Funding Sources

Other Local Funding Sources:

County General Fund

Performance Measures	Fixed Route	Demand
Operating Recovery Rat	0.00%	51.60%
Cost Per Mile:	\$0.00	\$1.97
Cost Per Trip:	\$0.00	\$22.87
Trips Per Mile:	0.00	0.09
Trips Per Hour:	0.00	1.84

Vehicle Summary

#	Type	Year	Seating	Accessible	Fuel
1	LTN	2010	6 + 3	Yes	GA
3	LTN	2010	12 + 3	Yes	GA
1	LTN	2010	4 + 4	Yes	GA
2	MMV	2010	3 + 1	Yes	GA
2	LTN	2008	6 + 2	Yes	DF
3	LTN	2009	8 + 2	Yes	DF
3	LTN	2009	10 + 2	Yes	DF
1	LTN	2009	14 + 2	Yes	DF
1	LTN	2009	12 + 3	Yes	DF
2	LTV-FS	2009	8 + 2	Yes	DF
1	LTN	2006	14 + 3	Yes	DF
2	CV	2005	6 + 2	Yes	GA
1	LTV-FS	2002	8 + 2	Yes	GA
2	LTN	2016	8 + 1	Yes	GA
2	LTN	2012	8 + 2	Yes	DF
4	LTN	2012	10 + 2	Yes	DF
2	LTN	2012	11 + 2	Yes	DF
5	MV-1	2014	3 + 1	Yes	GA
1	LTN	2007	10 + 1	Yes	DF

ODOT Status of Public Transit in Ohio



Lorain County Transit

226 Middle Avenue
 Elyria, OH 44035
 P (440) 329-5525 F (440) 323-3357

James Cordes, Administrator
 JCordes@loraincounty.us
 www.loraincounty.us/transit

Grantee

Lorain County Commissioners
 226 Middle Avenue
 Elyria, OH 44035
 James Cordes, Administrator
 JCordes@loraincounty.us
 P (440) 329-5760 F (440) 323-3357

System Characteristics

Sys Type: Fixed Route & ADA Paratransit
Sys Area: Lorain County including parts of Vermillion
Sys Sq Mi: 493
Sys Pop: 284,664

Service Hours	Fixed Route	Demand Resp
---------------	-------------	-------------

Weekdays	5:30AM-6:30PM	5:30AM-6:30PM
Saturdays	-	-
Sundays	-	-

Fares	Fixed Route	Demand Resp
-------	-------------	-------------

Base	\$ 4.10	\$ 9.25
Youth	\$ 2.05	\$ 4.60
E & D	\$ 2.05	\$ 4.60
Transfers	\$ 0.00	\$ 0.00

Monthly Pass GP \$164 E&D \$82;
 FR book of 10 GP \$36.90 E&D \$18.45;
 Student \$1.80 book of 10 \$18.00;
 All Day Pass \$6.75

Service Statistics	Fixed Route	Demand Resp
--------------------	-------------	-------------

Annual Pass. Trips:	30,271	13,339
Annual E & D	5,574	12,826
Annual Vehicle Miles:	95,689	147,884
Annual Vehicle Hours:	6,647	11,058

Personnel (FTE)	Fixed Route	Demand Resp
-----------------	-------------	-------------

Operations:	7	16
General Administration	2	2
Total:	9	18

Provider

Fixed Route:

First Transit, Inc.
 530 S. Abbe Road
 Elyria, OH 44035
 Contact: David Jones, General Manager
 P (440) 365-0224 F (440) 365-0234
 David.A.Jones@firstgroup.com

Demand Response:

First Transit, Inc.
 530 S. Abbe Road
 Elyria, OH 44035
 Contact: David Jones, General Manager
 P (440) 365-0224 F (440) 365-0234
 David.A.Jones@firstgroup.com

Additional Contact Information

Chief Finance Officer

Pamela Novak (440) 329-5525
 PNovak@loraincounty.us

General Manager, First Transit

David Jones (440) 365-0224
 David.A.Jones@firstgroup.com

ODOT Status of Public Transit in Ohio

Lorain County Transit--continued

Operating Expenses	Fixed Route	Demand Resp
Total Operating Costs:	\$ 487,341	\$ 808,553
Total Admin Costs:	\$ 39,547	\$ 65,613
Total System Cost:	\$ 526,888	\$ 874,166

Operating Funds	Fixed Route	Demand Resp
Federal Assistance:	\$ 332,976	\$ 552,443
State Assistance:	\$ 17,768	\$ 29,478
State E&D Assistance:	\$ 16,551	\$ 27,461
Local Assistance:	\$ 139,565	\$ 231,554
Passenger Fares:	\$ 26,226	\$ 43,512
Contract Fares:	\$ 13,752	\$ 0
Other Revenues:	\$ 7,295	\$ 12,103
Total Revenues:	\$ 554,133	\$ 896,551

Capital Funds	Fixed Route	Demand Resp
Local Assistance:	\$ 6,660	\$ 11,051
State Assistance:	\$ 0	\$ 0
Federal Assistance:	\$ 26,642	\$ 44,202
Tot. Cap. Funds Awd:	\$ 33,302	\$ 55,253

Dedicated Local Funding Sources

Other Local Funding Sources:

Lorain County Commissioners
 City of Oberlin
 Lorain County Job & Family Services
 Other Local Entities

Performance Measures	Fixed Route	Demand
Operating Recovery Rat	7.59%	4.98%
Cost Per Mile:	\$5.51	\$5.91
Cost Per Trip:	\$17.41	\$65.53
Trips Per Mile:	0.32	0.09
Trips Per Hour:	4.55	1.21

Vehicle Summary

#	Type	Year	Seating	Accessible	Fuel
1	B30-MD	2010	16 + 2	Yes	GA
12	B30-MD	2010	22 + 2	Yes	GA

13

ODOT Status of Public Transit in Ohio



Medina Public County Transit

144 North Broadway
 Medina, OH 44256
 P (330) 723-9670 F (330) 722-7870

Mike Salamone, Transit Director
 msalamone@medinaco.org
<http://www.medinaco.org/transit/index.html>

Grantee

Medina County Commissioners
 144 North Broadway
 Medina, OH 44256
 Adam Frederick, President

P (330) 722-9208 F (330) 722-9206

System Characteristics

System Type: Fixed Route, Demand Response & ADA Paratransit
System Area: Medina County
System Sq Mi: 422
System Pop: 151,095

Service Hours	Fixed Route	Demand Resp
Weekdays	6:00AM-6:00PM	6:00AM-6:00PM
Saturdays	10:00AM-5:20PM	-
Sundays	-	-

Fares	Fixed Route	Demand Resp
Base	\$ 0.00	\$ 4.00
Youth	\$ 0.00	\$ 0.00
E & D	\$ 0.00	\$ 2.00
Transfers	\$ 0.00	\$ 0.00

Service Statistics

	Fixed Route	Demand Resp
Annual Pass. Trips:	16,720	39,380
Annual E & D	9,000	20,984
Annual Vehicle Miles:	106,919	253,656
Annual Vehicle Hours:	9,042	17,162

Personnel (FTE)

	Fixed Route	Demand Resp
Operations:	10	29
General Administration	1	2
Total:	11	31

Provider

Fixed Route:

N/A

Demand Response:

Medina County Public Transit
 6094 Wedgewood Rd
 Medina, OH 44256
 Contact: Mike Salamone, Transit Director
 P (330) 723-9670 F (330) 725-9169
 msalamone@medinaco.org

Additional Contact Information

Finance Director

Scott Miller (330) 722-9202
 smiller@medinaco.org

Operations Supervisor

Hank Lemasters (330) 723-9670
 hlemasters@medinaco.org

Accounting Clerk

Lisa Bowers (330) 764-8101
 lseil@medinaco.org

President

Adam Frederick

ODOT Status of Public Transit in Ohio

Medina Public County Transit--continued

Operating Expenses	Fixed Route	Demand Resp
Total Operating Costs:	\$ 126,646	\$ 1,024,687
Total Admin Costs:	\$ 51,018	\$ 412,787
Total System Cost:	\$ 177,665	\$ 1,437,475

Operating Funds	Fixed Route	Demand Resp
Federal Assistance:	\$ 84,966	\$ 692,449
State Assistance:	\$ 6,116	\$ 49,437
State E&D Assistance:	\$ 2,223	\$ 17,983
Local Assistance:	\$ 13,698	\$ 110,827
Passenger Fares:	\$ 8,983	\$ 34,471
Contract Fares:	\$ 0	\$ 388,530
Other Revenues:	\$ 3,110	\$ 25,165
Total Revenues:	\$ 119,096	\$ 1,318,861

Capital Funds	Fixed Route	Demand Resp
Local Assistance:	\$ 0	\$ 0
State Assistance:	\$ 0	\$ 0
Federal Assistance:	\$ 0	\$ 0
Tot. Cap. Funds Awd:	\$ 0	\$ 0

Dedicated Local Funding Sources
City of Medina Community Development Block Grant
Other Local Funding Sources:

Performance Measures	Fixed Route	Demand
Operating Recovery Rat	5.06%	29.43%
Cost Per Mile:	\$1.66	\$5.67
Cost Per Trip:	\$10.63	\$36.50
Trips Per Mile:	0.16	0.16
Trips Per Hour:	1.85	2.29

Vehicle Summary					
#	Type	Year	Seating	Accessible	Fuel
1	LTN	2009	16 + 2	Yes	DF
3	LTV-FS	2010	16 + 2	Yes	DF
3	LTV-HC	2010	16 + 2	Yes	DF
1	MMV	2010	5 + 1	Yes	GA
2	LTV-FS	2016	12 + 2	Yes	GA
1	LTV-HC	2016	16 + 2	Yes	GA
1	MV-1	2016	5 + 1	Yes	GA
2	LTV-FS	2012	16 + 2	Yes	DF
4	LTV-FS	2012	16 + 6	Yes	DF

18

ODOT Status of Public Transit in Ohio



METRO Regional Transit Authority (Akron)

416 Kenmore Boulevard
Akron, OH 44301
P (330) 762-7267 F (330) 762-0854

Christine Hoffer, Director of Human Resources/Acting Execut
christine.hoffer@akronmetro.org
www.akronmetro.org

Grantee

METRO Regional Transit Authority (Akron)
416 Kenmore Boulevard
Akron, OH 44301
Christine Hoffer, Director of Human
Resources/Acting Executive Director
christine.hoffer@akronmetro.org
P (330) 762-7267 F (330) 762-0854

System Characteristics

Sys Type: Fixed Route & Demand Response
Sys Area: Summit County
Sys Sq Mi: 420
Sys Pop: 516,033

Service Hours	Fixed Route	Demand Resp
Weekdays	4:57AM-1:50AM	4:32AM-11:00PM
Saturdays	5:28AM-10:39PM	5:28AM-10:39PM
Sundays	8:28AM-8:15PM	8:28AM-8:15PM

Fares	Fixed Route	Demand Resp
Base	\$ 1.25	\$ 2.00
Youth	\$ 1.25	\$ 2.00
E & D	\$ 0.50	\$ 0.00
Transfers	\$ 0.00	\$ 0.00

Commuter Fare \$5, Monthly Pass \$50, Daily Pass
\$2.50, DR-ADA fare = \$2.50,
Call-A-Bus \$4.00

Service Statistics

Annual Pass. Trips:
Annual E & D
Annual Vehicle Miles:
Annual Vehicle Hours:

Personnel (FTE)

Operations:
General Administration
Total:

Provider

Fixed Route:
Same As Agency
Demand Response:
Same As Agency

Additional Contact Information

Manager of Procurement
Dana Gibitz (330) 564-2261
dana.gibitz@akronmetro.org
Director of Marketing and Communications
Molly Becker (330) 564-2221
molly.becker@akron metro.org
Data Systems & IT Manager
Mark Hobson (330) 762-7267
mark.hobson@akronmetro.org
Director of Operations
DeHavilland McCall (330) 564-2254
dehavilland.mccall@akronmetro.org
Executive Director
Richard Enty (330) 564-2221
richard.enty@akronmetro.org
Director of Customer Service
Bambi Miller (330) 762-7267
bambi.miller@akronmetro.org
HR Generalist/EEO Officer
Lori Stokes (330) 762-7267
Lori.Stokes@akronmetro.org
Director of Maintenance
Jarrod Hampshire (330) 762-7267
jarrod.hampshire@akronmetro.org
Manager of Safety
Quentin Wyatt (330) 762-7267
quentin.wyatt@akronmetro.org
Shawn Metcalf (330) 762-7267
shawn.metcalf@akronmetro.org
Director of Finance
Angela Neeley (330) 564-2264
angela.neeley@akronmetro.org
Director of Planning
Valerie Shea (330) 762-7267
valerie.shea@akronmetro.org

ODOT Status of Public Transit in Ohio

METRO Regional Transit Authority (Akron)--continued

Operating Expenses	Fixed Route	Demand Resp
Total Operating Costs:	\$	\$
Total Admin Costs:	\$	\$
<hr/>		
Total System Cost:	\$	\$

Operating Funds	Fixed Route	Demand Resp
Federal Assistance:	\$	\$
State Assistance:	\$	\$
State E&D Assistance:	\$	\$
Local Assistance:	\$	\$
Passenger Fares:	\$	\$
Contract Fares:	\$	\$
Other Revenues:	\$	\$
<hr/>		
Total Revenues:	\$	\$

Capital Funds	Fixed Route	Demand Resp
Local Assistance:	\$	\$
State Assistance:	\$	\$
Federal Assistance:	\$	\$
<hr/>		
Tot. Cap. Funds Awd:	\$	\$

Dedicated Local Funding Sources
Dedicated Sales Tax
<hr/>
Other Local Funding Sources:

Performance Measures	Fixed Route	Demand
Operating Recovery Rat		
Cost Per Mile:		
Cost Per Trip:		
Trips Per Mile:		
Trips Per Hour:		

Vehicle Summary					
#	Type	Year	Seating	Accessible	Fuel
10	B40-HD	2010	32 + 2	Yes	DF
1	B40-HD	2010	32 + 2	Yes	HY
10	LTV-FS	2010	10 + 3	Yes	DF
2	B35-HD	2008	32 + 2	Yes	DF
6	B35-HD	2011	32 + 2	Yes	DF
3	B40-HD	2011	56 + 1	Yes	DF
6	B40-HD	2011	32 + 2	Yes	DF
3	B40-HD	2011	32 + 2	Yes	HY
1	LTV-FS	2011	10 + 3	Yes	DF
12	B40-HD	2002	40 + 2	Yes	DF
4	B40-HD	2003	40 + 2	Yes	DF
2	B45-HD	2001	57 + 2	Yes	DF
9	B40-HD	2006	40 + 2	Yes	DF
1	B40-HD	2009	56 + 1	Yes	DF
4	B40-HD	2009	32 + 2	Yes	DF
5	B45-HD	2009	56 + 1	Yes	DF
1	AO	2014	7 + 0	No	GA
6	B40-HD	2014	39 + 2	Yes	CN
29	LTV-FS	2014	12 + 5	Yes	DF
23	B40-HD	2012	35 + 2	Yes	CN
9	B40-HD	2012	39 + 2	Yes	CN
10	LTV-FS	2012	4 + 2	Yes	CN
8	B40-HD	2015	37 + 2	Yes	CN
20	LTV-FS	2015	12 + 5	Yes	DF
10	B40-HD	2013	39 + 2	Yes	CN
6	B60-HD	2013	53 + 2	Yes	CN
31	LTV-FS	2013	12 + 5	Yes	CN
7	B35-HD	2007	40 + 2	Yes	DF
4	B40-HD	2004	40 + 2	Yes	DF

ODOT Status of Public Transit in Ohio



Miami County Transit System

2036 N Co Rd 25-A
 Troy, OH 45373
 P (937) 440-3552 F (937) 440-5487

Regan Snider, Transit Director
 rsnider@co.miami.oh.us
 www.co.miami.oh.us

Grantee

Miami County Board of Commissioners
 2036 N County Rd 25-A
 Troy, OH 45373
 Regan Snider, Transit Director
 rsnider@co.miami.oh.us
 P (937) 440-3552 F (937) 440-5487

Provider

Fixed Route:
 Same As Agency
Demand Response:
 Same As Agency

Additional Contact Information

System Characteristics

Sys Type: Demand Response
Sys Area: Miami County
Sys Sq Mi: 818
Sys Pop: 102,506

Service Hours	Fixed Route	Demand Resp
Weekdays	-	5:00AM-6:00PM
Saturdays	-	8:00AM-2:00PM
Sundays	-	-

Fares	Fixed Route	Demand Resp
Base	\$ 0.00	\$ 4.00
Youth	\$ 0.00	\$ 4.00
E & D	\$ 0.00	\$ 2.00
Transfers	\$ 0.00	\$ 0.00

Service Statistics	Fixed Route	Demand Resp
Annual Pass. Trips:	0	40,314
Annual E & D	0	0
Annual Vehicle Miles:	0	377,410
Annual Vehicle Hours:	0	20,455

Personnel (FTE)	Fixed Route	Demand Resp
Operations:	0	22
General Administration	0	2
Total:	0	24

ODOT Status of Public Transit in Ohio

Miami County Transit System--continued

Operating Expenses	Fixed Route	Demand Resp
Total Operating Costs:	\$ 0	\$ 975,526
Total Admin Costs:	\$ 0	\$ 243,881
Total System Cost:	\$ 0	\$ 1,219,407

Operating Funds	Fixed Route	Demand Resp
Federal Assistance:	\$ 0	\$ 338,030
State Assistance:	\$ 0	\$ 50,461
State E&D Assistance:	\$ 0	\$ 38,622
Local Assistance:	\$ 0	\$ 284,884
Passenger Fares:	\$ 0	\$ 84,585
Contract Fares:	\$ 0	\$ 169,466
Other Revenues:	\$ 0	\$ 0
Total Revenues:	\$ 0	\$ 966,048

Capital Funds	Fixed Route	Demand Resp
Local Assistance:	\$ 0	\$ 397,035
State Assistance:	\$ 0	\$ 86,149
Federal Assistance:	\$ 0	\$ 432,932
Tot. Cap. Funds Awd:	\$ 0	\$ 916,116

Dedicated Local Funding Sources

Other Local Funding Sources:

Performance Measures	Fixed Route	Demand
Operating Recovery Rat	0.00%	20.83%
Cost Per Mile:	\$0.00	\$3.23
Cost Per Trip:	\$0.00	\$30.25
Trips Per Mile:	0.00	0.11
Trips Per Hour:	0.00	1.97

Vehicle Summary					
#	Type	Year	Seating	Accessible	Fuel
2	LTV-FS	2013	8 + 3	Yes	GA
2	LTN	2015	8 + 2	Yes	GA
2	LTV-HC	2016	12 + 2	Yes	GA
2	LTN	2009	8 + 2	Yes	GA
7	LTV-FS	2009	8 + 2	Yes	GA
2	LTV-FS	2011	8 + 2	Yes	GA

17

ODOT Status of Public Transit in Ohio



Middletown Transit System

C/O BCRTA, 3045 Moser Court
 Hamilton, OH 45011
 P (513) 785-5237 F (513) 844-1361

Kyle Fuchs, Director of Community Revitalization
 kylef@cityofmiddletown.org
<http://www.cityofmiddletown.org/transit/>

Grantee

City of Middletown
 1 Donham Plaza
 Middletown, OH 45042
 Kyle Fuchs, Director of Community Revitalization
 kylef@cityofmiddletown.org
 P (513) 425-1856 F

System Characteristics

Sys Type: Fixed Route & ADA Paratransit
Sys Area: City of Middletown
Sys Sq Mi: 20
Sys Pop: 48,121

Service Hours	Fixed Route	Demand Resp
Weekdays	6:30AM-6:30PM	6:30AM-6:30PM
Saturdays	8:30AM-4:30PM	8:30AM-4:30PM
Sundays	-	-

Fares	Fixed Route	Demand Resp
Base	\$ 1.25	\$ 2.50
Youth	\$ 1.25	\$ 2.50
E & D	\$ 0.60	\$ 2.50
Transfers	\$ 0.00	\$ 0.00

Service Statistics	Fixed Route	Demand Resp
Annual Pass. Trips:	144,361	3,253
Annual E & D	43,308	3,253
Annual Vehicle Miles:	211,408	25,276
Annual Vehicle Hours:	13,952	2,731

Personnel (FTE)	Fixed Route	Demand Resp
Operations:	13	1
General Administration	1	0
Total:	14	1

Provider

Fixed Route:
 Butler County Regional Transit Authority
 3045 Moser Court
 Hamilton, OH 45011
 Contact: Matthew Dutkevicz, Assistant General Manager
 P (513) 785-5237 F (513) 844-1361
 dutkeviczmm@butlercountyrta.com

Demand Response:
 Butler County Regional Transit Authority
 3045 Moser Court
 Hamilton, OH 45011
 Contact: Matthew Dutkevicz, Assistant General Manager
 P (513) 785-5237 F (513) 844-1361
 dutkeviczmm@butlercountyrta.com

Additional Contact Information

Chief Financial Officer - Contracted
 Robert Ruzinsky (513) 785-5396
 ruzinskyre@butlercountyrta.com
COO - Contracted
 Matthew Dutkevicz (513) 785-5246
 dutkeviczmm@butlercountyrta.com
City Manager
 Doug Adkins (513) 425-1856
 douga@cityofmiddletown.org

ODOT Status of Public Transit in Ohio

Middletown Transit System--continued

Operating Expenses	Fixed Route	Demand Resp
Total Operating Costs:	\$ 656,072	\$ 104,714
Total Admin Costs:	\$ 144,000	\$ 36,000
Total System Cost:	\$ 800,072	\$ 140,714

Operating Funds	Fixed Route	Demand Resp
Federal Assistance:	\$ 399,306	\$ 114,623
State Assistance:	\$ 84,135	\$ 0
State E&D Assistance:	\$ 25,800	\$ 0
Local Assistance:	\$ 158,597	\$ 18,374
Passenger Fares:	\$ 112,423	\$ 7,557
Contract Fares:	\$ 12,950	\$ 160
Other Revenues:	\$ 6,861	\$ 0
Total Revenues:	\$ 800,072	\$ 140,714

Capital Funds	Fixed Route	Demand Resp
Local Assistance:	\$ 223,415	\$ 15,239
State Assistance:	\$ 0	\$ 0
Federal Assistance:	\$ 2,010,736	\$ 137,147
Tot. Cap. Funds Awd:	\$ 2,234,151	\$ 152,386

Dedicated Local Funding Sources

Other Local Funding Sources:

Bus Ads
Vending

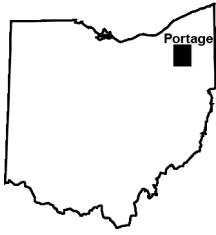
Performance Measures	Fixed Route	Demand
Operating Recovery Rat	15.67%	5.48%
Cost Per Mile:	\$3.78	\$5.57
Cost Per Trip:	\$5.54	\$43.26
Trips Per Mile:	0.68	0.13
Trips Per Hour:	10.35	1.19

Vehicle Summary

#	Type	Year	Seating	Accessible	Fuel
1	LTV-FS	2010	9 + 3	Yes	DF
6	B30-HD	2002	25 + 2	Yes	DF
5	B35-HD	2016	29 + 2	Yes	DF
1	LTV-FS	2007	9 + 3	Yes	DF

13

ODOT Status of Public Transit in Ohio



Portage Area Regional Transportation Authority

2000 Summit Road
 Kent, OH 44240
 P (330) 678-7745 F (330) 676-6310

Claudia Amrhein, General Manager
 camrhein@partaonline.org
 www.partaonline.org

Grantee

Portage Area Regional Transportation
 Authority
 2000 Summit Road
 Kent, OH 44240
 Claudia Amrhein, General Manager
 camrhein@partaonline.org
 P (330) 678-7745 F (330) 676-6310

System Characteristics

Sys Type: Fixed Route, Demand Response & Bus w/ Flex Dev
Sys Area: Portage County
Sys Sq Mi: 492
Sys Pop: 161,419

Service Hours	Fixed Route	Demand Resp
Weekdays	5:00AM-3:00AM	5:30AM-10:30PM
Saturdays	7:30AM-7:30PM	7:30AM-7:30PM
Sundays	3:45PM-3:00AM	-

Fares	Fixed Route	Demand Resp
Base	\$ 1.00	\$ 4.00
Youth	\$ 1.00	\$ 4.00
E & D	\$ 0.50	\$ 2.00
Transfers	\$ 0.00	\$ 0.00

No fare required to ride on KSU campus; Express
 Fare \$5; Monthly Pass FR & DR \$22.50/\$45; Student
 \$40/6 mos

Service Statistics	Fixed Route	Demand Resp
Annual Pass. Trips:	1,185,480	105,954
Annual E & D	64,023	85,293
Annual Vehicle Miles:	816,175	738,837
Annual Vehicle Hours:	64,127	39,937

Personnel (FTE)	Fixed Route	Demand Resp
Operations:	57	52
General Administration	7	7
Total:	64	59

Provider

Fixed Route:
 Same As Agency
Demand Response:
 Same As Agency

Additional Contact Information

Director of Maintenance, Operations, & Facility, PTMS Coord
 Brian Trautman (330) 678-7745
 btrautman@partaonline.org
Director of IT
 Joe Yensel (330) 678-7745
 jyensel@partaonline.org
Director of Marketing, Customer Service & EEO
 Frank Hairston (330) 678-7745
 frank@partaonline.org
Director of Finance & NTD Coordinator
 Rebecca Schrader (330) 678-7745
 rschrader@partaonline.org
Director of HR
 Kelly Jurisch (330) 678-7745
 kjurisch@partaonline.org
Director of Planning
 Katherine Manning (330) 678-7745
 kmanning@partaonline.org

ODOT Status of Public Transit in Ohio

Portage Area Regional Transportation Authority--continued

Operating Expenses	Fixed Route	Demand Resp
Total Operating Costs:	\$ 3,458,984	\$ 3,129,557
Total Admin Costs:	\$ 974,604	\$ 881,785
Total System Cost:	\$ 4,433,588	\$ 4,011,342

Operating Funds	Fixed Route	Demand Resp
Federal Assistance:	\$ 419,907	\$ 379,916
State Assistance:	\$ 160,508	\$ 145,222
State E&D Assistance:	\$ 50,502	\$ 45,692
Local Assistance:	\$ 2,799,482	\$ 2,532,864
Passenger Fares:	\$ 182,842	\$ 118,877
Contract Fares:	\$ 2,317,435	\$ 269,026
Other Revenues:	\$ 47,463	\$ 42,943
Total Revenues:	\$ 5,978,139	\$ 3,534,540

Capital Funds	Fixed Route	Demand Resp
Local Assistance:	\$ 486,118	\$ 101,676
State Assistance:	\$ 0	\$ 0
Federal Assistance:	\$ 1,577,444	\$ 340,089
Tot. Cap. Funds Awd:	\$ 2,063,562	\$ 441,765

Dedicated Local Funding Sources

Other Local Funding Sources:
 .25% Local Sales & Use Tax

Performance Measures	Fixed Route	Demand
Operating Recovery Rat	56.39%	9.67%
Cost Per Mile:	\$5.43	\$5.43
Cost Per Trip:	\$3.74	\$37.86
Trips Per Mile:	1.45	0.14
Trips Per Hour:	18.49	2.65

Vehicle Summary					
#	Type	Year	Seating	Accessible	Fuel
8	B35-HD	2007	29 + 2	Yes	DF
2	LTV-HC	2016	19 + 2	Yes	GA
3	LTV-HC	2016	12 + 3	Yes	GA
1	LTV-S	2016	8 + 2	Yes	GA
5	LTV-FS	2013	19 + 2	Yes	DF
1	LTV-FS	2013	13 + 3	Yes	DF
13	B35-HD	2012	33 + 2	Yes	DF
3	LTV-FS	2012	12 + 2	Yes	DF
1	LTV-FS	2012	13 + 2	Yes	DF
2	LTV-FS	2012	19 + 2	Yes	DF
2	LTV-FS	2012	13 + 3	Yes	DF
2	LTV-FS	2014	19 + 2	Yes	DF
5	LTV-FS	2014	19 + 2	Yes	DP
3	B35-HD	2003	26 + 2	Yes	DF
2	B35-HD	2001	26 + 2	Yes	DF
3	B35-HD	2005	29 + 2	Yes	DF
3	B35-HD	2009	29 + 2	Yes	DF
7	LTV-FS	2009	12 + 3	Yes	DF
5	LTV-FS	2010	13 + 3	Yes	DF

ODOT Status of Public Transit in Ohio



Richland County Transit Board

35 North Park Street
 Mansfield, OH 44902
 P (419) 774-5684 F (419) 774-5685

Kathy Adams, Fiscal Officer
 kadams@rcrpc.org
 www.rctbuses.com

Grantee

Richland County Transit Board
 35 North Park Street
 Mansfield, OH 44902
 Kathy Adams, Fiscal Officer
 kadams@rcrpc.org
 P (419) 774-5684 F (419) 774-5685

System Characteristics

Sys Type: Fixed Route & Demand Response
Sys Area: City of Mansfield, City of Shelby & Portions of City of Ontario
Sys Sq Mi: 52
Sys Pop: 66,681

Service Hours	Fixed Route	Demand Resp
Weekdays	7:00AM-6:00PM	7:00AM-6:00PM
Saturdays	-	-
Sundays	-	-

Fares	Fixed Route	Demand Resp
Base	\$ 2.00	\$ 4.00
Youth	\$ 1.00	\$ 4.00
E & D	\$ 1.00	\$ 4.00
Transfers	\$ 0.00	\$ 0.00

Under age 6: free. Monthly Pass: FR\$50, DR\$100,
 Student & E&D: \$25. Shelby Taxi base \$2, Youth & E&D \$1

Service Statistics	Fixed Route	Demand Resp
Annual Pass. Trips:	228,241	17,732
Annual E & D	134,708	17,732
Annual Vehicle Miles:	288,496	87,671
Annual Vehicle Hours:	19,856	9,244

Personnel (FTE)	Fixed Route	Demand Resp
Operations:	13	8
General Administration	4	2
Total:	17	10

Provider

Fixed Route:
 Richland County Transit
 232 N. Main St.
 Mansfield, OH 44902
 Contact: Fernando Molina, Executive Director
 P (419) 522-4504 F (419) 522-3157
 Fernando.MolinaJr@firstgroup.com

Demand Response:
 Richland County Transit
 232 N. Main St.
 Mansfield, OH 44902
 Contact: Fernando Molina, Executive Director
 P (419) 522-4504 F (419) 522-3157
 Fernando.MolinaJr@firstgroup.com

Additional Contact Information

General Manager
 Fernando Molina (419) 522-4504
 Fernando.MolinaJr@firstgroup.com

Mobility Manager
 Lyndsie Martin

ODOT Status of Public Transit in Ohio

Richland County Transit Board--continued

Operating Expenses	Fixed Route	Demand Resp
Total Operating Costs:	\$ 1,079,762	\$ 431,351
Total Admin Costs:	\$ 265,173	\$ 146,151
Total System Cost:	\$ 1,344,935	\$ 577,502

Operating Funds	Fixed Route	Demand Resp
Federal Assistance:	\$ 806,155	\$ 398,653
State Assistance:	\$ 66,838	\$ 19,965
State E&D Assistance:	\$ 131,923	\$ 0
Local Assistance:	\$ 127,386	\$ 73,120
Passenger Fares:	\$ 146,588	\$ 23,919
Contract Fares:	\$ 70,320	\$ 82,928
Other Revenues:	\$ 19,143	\$ 5,718
Total Revenues:	\$ 1,368,353	\$ 604,303

Capital Funds	Fixed Route	Demand Resp
Local Assistance:	\$ 3,080	\$ 920
State Assistance:	\$ 0	\$ 0
Federal Assistance:	\$ 69,424	\$ 37,942
Tot. Cap. Funds Awd:	\$ 72,504	\$ 38,862

Dedicated Local Funding Sources

Other Local Funding Sources:

Richland County General Fund
 Richland County CDBG
 Shelby General Funds
 Richland Co. Mental Health Board
 Pioneer Career Center
 North Central State College
 Ohio State Univ Mansfield
 Mansfield CDBG
 Bus Washing and advertising Fuel Tax Rebate
 Transit Center vending, sale of vehicles

Performance Measures	Fixed Route	Demand
Operating Recovery Rat	16.13%	18.50%
Cost Per Mile:	\$4.66	\$6.59
Cost Per Trip:	\$5.89	\$32.57
Trips Per Mile:	0.79	0.20
Trips Per Hour:	11.49	1.92

Vehicle Summary

#	Type	Year	Seating	Accessible	Fuel
4	B30-MD	2010	26 + 2	Yes	DF
1	LTN	2011	16 + 2	Yes	GA
1	LTV-FS	2011	12 + 2	Yes	GA
2	LTV-FS	2011	20 + 2	Yes	GA
1	LTV-FS	2009	10 + 2	Yes	DF
1	B30-MD	2005	23 + 2	Yes	DF
2	LTV-FS	2005	10 + 2	Yes	DF
1	LTV-FS	2006	10 + 2	Yes	DF
3	LTV-HC	2016	16 + 2	Yes	GA
2	B30-MD	2007	26 + 2	Yes	DF

ODOT Status of Public Transit in Ohio



Southwest Ohio Regional Transit Authority (SORTA)

602 Main Street
Cincinnati, OH 45202
P (513) 632-7510 F (513) 621-2675

Dwight Ferrell, CEO and General Manager
Dferrell@go-metro.com
www.go-metro.com

Grantee

Southwest Ohio Regional Transit Authority
(SORTA)
602 Main Street
Suite 1100
Cincinnati, OH 45202
Dwight Ferrell, CEO and General Manager
Dferrell@go-metro.com
P (513) 632-7510 F (513) 621-2675

System Characteristics

Sys Type: Fixed Route & Demand Response
Sys Area: Hamilton County and a portion of
Clermont, Butler & Warren
Counties
Sys Sq Mi: 308
Sys Pop: 782,072

Service Hours	Fixed Route	Demand Resp
Weekdays	3:57AM-1:51AM	4:11AM-1:45AM
Saturdays	4:21AM-1:37AM	4:41AM-1:40AM
Sundays	5:06AM-1:22AM	5:03AM-1:19AM

Fares	Fixed Route	Demand Resp
Base	\$ 1.75	\$ 4.50
Youth	\$ 0.85	\$ 0.00
E & D	\$ 0.85	\$ 0.00
Transfers	\$ 0.50	\$ 0.00

Fixed Route (\$1.75) within the City of Cincinnati, Children under 35" are free. Children 35"- 45" are half-price (85 cents). Parking shuttle (50 cents), Zone 2 outside the City of Cincinnati (\$2.65), Harrison OH (\$3.00), Zone 4 Butler County (\$3.50), Clermont County (\$3.75), and Warren County (\$4.25).

Service Statistics	Fixed Route	Demand Resp
Annual Pass. Trips:	15,013,274	222,717
Annual E & D	1,261,860	0
Annual Vehicle Miles:	9,622,717	1,486,637
Annual Vehicle Hours:	736,543	92,110

Personnel (FTE)	Fixed Route	Demand Resp
Operations:	703	75
General Administration	71	20
Total:	774	95

Provider

Fixed Route:
Same As Agency
Demand Response:
MV Transportation
1801 Transpark Drive
Cincinnati, OH 45229
Contact: Mike Roth, Demand Response Contact
P (513) 531-6888 F (513) 319-1413
mroth@mvtransit.com

Additional Contact Information

Interim Sr. Vice President, Operations and COO
Sean O'Leary (513) 632-9221
soleary@go-metro.com
Executive Director of Strategic Communications
Sallie Hilvers (513) 632-7681
shilvers@go-metro.com
Interim CFO
Alan Solomon (513) 632-7560
asolomon@go-metro.com
Demand Response Contact
Mike Roth (513) 319-1413
mroth@mvtransit.com
Deputy General Manager
Darryl Haley (513) 632-7690
dhaley@go-metro.com
Interim Grants Administrator
Knox O'Callaghan (513) 632-7533
kocallaghan@go-metro.com
Safety Director
TJ Thorn (513) 632-7651
tjthorn@go-metro.com

ODOT Status of Public Transit in Ohio

Southwest Ohio Regional Transit Authority (SORTA)--continued

Operating Expenses	Fixed Route	Demand Resp
Total Operating Costs:	\$ 57,645,746	\$ 4,833,273
Total Admin Costs:	\$ 28,779,660	\$ 2,151,226
Total System Cost:	\$ 86,425,406	\$ 6,984,499

Operating Funds	Fixed Route	Demand Resp
Federal Assistance:	\$ 12,864,497	\$ 1,064,606
State Assistance:	\$ 780,157	\$ 0
State E&D Assistance:	\$ 0	\$ 0
Local Assistance:	\$ 49,511,430	\$ 0
Passenger Fares:	\$ 20,930,498	\$ 921,265
Contract Fares:	\$ 5,665,632	\$ 0
Other Revenues:	\$ 2,225,719	\$ 0
Total Revenues:	\$ 91,977,933	\$ 1,985,871

Capital Funds	Fixed Route	Demand Resp
Local Assistance:	\$ 3,384,059	\$ 72,402
State Assistance:	\$ 0	\$ 0
Federal Assistance:	\$ 8,892,940	\$ 94,072
Tot. Cap. Funds Awd:	\$ 12,276,999	\$ 166,474

Dedicated Local Funding Sources
City Earnings Tax 0.3%

Other Local Funding Sources:

Performance Measures	Fixed Route	Demand
Operating Recovery Rat	30.77%	13.19%
Cost Per Mile:	\$8.98	\$4.70
Cost Per Trip:	\$5.76	\$31.36
Trips Per Mile:	1.56	0.15
Trips Per Hour:	20.38	2.42

Vehicle Summary					
#	Type	Year	Seating	Accessible	Fuel
5	B30-MD	2010	9 + 3	Yes	DF
7	B40-HD	2010	38 + 2	Yes	OR
2	B30-MD	2008	9 + 3	Yes	DF
30	B40-HD	2008	38 + 2	Yes	OR
1	B40-HD	2008	39 + 2	Yes	OR
3	B30-MD	2011	9 + 3	Yes	DF
15	B40-HD	2011	38 + 2	Yes	OR
62	B40-HD	2009	38 + 2	Yes	OR
5	B60-HD	2009	52 + 10	Yes	OR
38	B40-HD	2006	39 + 2	Yes	DF
1	B30-HD	2001	47 + 2	Yes	DF
7	B40-HD	2001	47 + 2	Yes	DF
32	B40-HD	2002	47 + 2	Yes	DF
44	B40-HD	2012	38 + 2	Yes	OR
4	BSV	2012	7 + 0	No	GA
20	B30-MD	2015	9 + 3	Yes	DF
37	B40-HD	2015	40 + 2	Yes	DF
21	B30-MD	2013	9 + 3	Yes	DF
33	B40-HD	2013	40 + 2	Yes	OR
2	B30-MD	2016	9 + 3	Yes	DF
22	B40-HD	2016	40 + 2	Yes	DF
1	LR	2016		No	EP
23	B40-HD	2004	47 + 2	Yes	DF

ODOT Status of Public Transit in Ohio



Springfield City Area Transit

City Hall
 Springfield, OH 45502
 P (937) 324-7309 F (937) 328-3496

Mark Beckdahl, Director of Finance
 mbeckdahl@springfieldohio.gov
 www.springfieldohio.gov

Grantee

City of Springfield
 City Hall
 76 East High Street
 Springfield, OH 45502
 James Bodenmiller, City Manager
 jbodenmiller@springfieldohio.gov
 P (937) 324-7300 F (937) 328-3496

System Characteristics

Sys Type: Fixed Route & Demand Response
Sys Area: City of Springfield, Upper Valley
 Mall & Clark State Community
 College
Sys Sq Mi: 25
Sys Pop: 66,162

Service Hours	Fixed Route	Demand Resp
Weekdays	6:40AM-6:40PM	6:40AM-6:40PM
Saturdays	-	-
Sundays	-	-

Fares	Fixed Route	Demand Resp
Base	\$ 1.00	\$ 2.00
Youth	\$ 0.00	\$ 0.00
E & D	\$ 0.50	\$ 1.00
Transfers	\$ 0.00	\$ 0.00

Dial-a-Ride is \$4.00.

Service Statistics	Fixed Route	Demand Resp
Annual Pass. Trips:	211,550	5,922
Annual E & D	40,308	2,534
Annual Vehicle Miles:	235,454	23,524
Annual Vehicle Hours:	17,974	1,269

Personnel (FTE)	Fixed Route	Demand Resp
Operations:	16	3
General Administration	4	2
Total:	20	5

Provider

Fixed Route:
 First Transit
 100 Jefferson Street
 Springfield, OH 45502
 Contact: Kevin Snyder, General Manager
 P (937) 525-5931 F (937) 328-3596
 Kevin.Snyder@FirstGroup.com

Demand Response:
 First Transit
 100 West Jefferson Street
 Springfield, OH 45502
 Contact: Kevin Snyder, General Manager
 P (937) 525-5931 F (937) 328-3596
 Kevin.Snyder@FirstGroup.com

Additional Contact Information

City Manager
 James Bodenmiller (937) 324-7300
 jbodenmiller@springfieldohio.gov

MPO Planner
 Glenn Massie (937) 521-2132
 gmassie@clarkcountyohio.gov

General Manager
 Kevin Snyder (937) 525-5931
 Kevin.Snyder@FirstGroup.com

Accounting & Budget Manager
 Tiffany Ross (937) 324-7345
 tross@springfieldohio.gov

Staff Accountant
 Nicole Weber (937) 324-7382
 nweber@springfieldohio.gov

ODOT Status of Public Transit in Ohio

Springfield City Area Transit--continued

Operating Expenses	Fixed Route	Demand Resp
Total Operating Costs:	\$ 1,454,616	\$ 256,697
Total Admin Costs:	\$ 37,990	\$ 6,704
Total System Cost:	\$ 1,492,606	\$ 263,401

Operating Funds	Fixed Route	Demand Resp
Federal Assistance:	\$ 1,093,126	\$ 192,905
State Assistance:	\$ 78,613	\$ 13,873
State E&D Assistance:	\$ 16,494	\$ 0
Local Assistance:	\$ 122,196	\$ 21,564
Passenger Fares:	\$ 145,257	\$ 20,849
Contract Fares:	\$ 0	\$ 3,409
Other Revenues:	\$ 54,725	\$ 9,657
Total Revenues:	\$ 1,510,411	\$ 262,257

Capital Funds	Fixed Route	Demand Resp
Local Assistance:	\$ 1,153	\$ 204
State Assistance:	\$ 0	\$ 0
Federal Assistance:	\$ (1,153)	\$ (204)
Tot. Cap. Funds Awd:	\$ 0	\$ 0

Dedicated Local Funding Sources

Other Local Funding Sources:

Performance Measures	Fixed Route	Demand
Operating Recovery Rat	9.73%	9.21%
Cost Per Mile:	\$6.34	\$11.20
Cost Per Trip:	\$7.06	\$44.48
Trips Per Mile:	0.90	0.25
Trips Per Hour:	11.77	4.67

Vehicle Summary					
#	Type	Year	Seating	Accessible	Fuel
5	B30-HD	2004	23 + 2	Yes	DF
1	LTV-FS	2013	8 + 7	Yes	DF
1	LTV-FS	2014	10 + 7	Yes	DF
1	LTV-FS	2006	16 + 2	Yes	DF
2	LTV-FS	2009	16 + 3	Yes	DF
4	B30-MD	2008	22 + 2	Yes	DF
2	B30-MD	2008	26 + 2	Yes	DF
4	B30-MD	2010	17 + 2	Yes	DF

ODOT Status of Public Transit in Ohio



Stark Area Regional Transit Authority (SARTA)

1600 Gateway Blvd., S.E.
 Canton, OH 44707
 P (330) 477-2782 F (330) 454-5476

Kirt W. Conrad, Executive Director/CEO
 kconrad@sartaonline.com
 www.sartaonline.com

Grantee

Stark Area Regional Transit Authority (SARTA)
 1600 Gateway Blvd., S.E.
 Canton, OH
 Kirt W. Conrad, Executive Director/CEO
 kconrad@sartaonline.com
 P (330) 454-6132 F (330) 454-5476

System Characteristics

Sys Type: Fixed Route & Demand Response
Sys Area: Stark County
Sys Sq Mi: 581
Sys Pop: 375,586

Service Hours	Fixed Route	Demand Resp
Weekdays	5:30AM-1:40AM	5:15AM-1:40AM
Saturdays	5:30AM-1:40AM	5:15AM-1:40AM
Sundays	-	-

Fares	Fixed Route	Demand Resp
Base	\$ 1.50	\$ 3.50
Youth	\$ 1.50	\$ 2.25
E & D	\$ 0.75	\$ 2.25
Transfers	\$ 0.00	\$ 0.00

\$3 FR All Day Pass

Service Statistics	Fixed Route	Demand Resp
Annual Pass. Trips:	2,341,142	171,493
Annual E & D	456,705	171,493
Annual Vehicle Miles:	2,249,630	1,384,210
Annual Vehicle Hours:	141,187	71,715

Personnel (FTE)	Fixed Route	Demand Resp
Operations:	120	74
General Administration	12	7
Total:	132	81

Provider

Fixed Route:
 Same As Agency
Demand Response:
 Same As Agency

Additional Contact Information

Chief Operations Officer, Director of Transit Services, Director of Operations
 Mark Finnicum (330) 477-2782
 mfinnicum@sartaonline.com
Human Resources Administrator, Deputy General Manager of Administration
 Kristy Williams (330) 477-2782
 kwilliams@sartaonline.com
Director of IT
 Craig Smith (330) 477-2782
 csmith@sartaonline.com
Risk/Safety Manager
 Brandy Pryor (330) 477-2782
 bpryor@sartaonline.com
Director of Finance
 Carrie Domer (330) 477-2782
 cdomer@sartaonline.com
Grants Manager
 Debbie Swickard (330) 454-5476
 dswickard@sartaonline.com

ODOT Status of Public Transit in Ohio

Stark Area Regional Transit Authority (SARTA)--continued

Operating Expenses	Fixed Route	Demand Resp
Total Operating Costs:	\$ 9,570,668	\$ 4,931,168
Total Admin Costs:	\$ 3,109,928	\$ 1,601,482
<hr/>		
Total System Cost:	\$ 12,680,596	\$ 6,532,650

Operating Funds	Fixed Route	Demand Resp
Federal Assistance:	\$ 2,186,607	\$ 1,177,404
State Assistance:	\$ 0	\$ 0
State E&D Assistance:	\$ 0	\$ 0
Local Assistance:	\$ 8,961,064	\$ 4,825,189
Passenger Fares:	\$ 1,541,347	\$ 279,641
Contract Fares:	\$ 0	\$ 403,738
Other Revenues:	\$ 103,570	\$ 55,769
<hr/>		
Total Revenues:	\$ 12,792,588	\$ 6,741,741

Capital Funds	Fixed Route	Demand Resp
Local Assistance:	\$ 666,971	\$ 359,138
State Assistance:	\$ 0	\$ 0
Federal Assistance:	\$ 9,158,192	\$ 4,931,334
<hr/>		
Tot. Cap. Funds Awd:	\$ 9,825,163	\$ 5,290,472

Dedicated Local Funding Sources

.25% Stark County Sales

Tax Revenue

Other Local Funding Sources:

Performance Measures	Fixed Route	Demand
Operating Recovery Rat	12.16%	10.46%
Cost Per Mile:	\$5.64	\$4.72
Cost Per Trip:	\$5.42	\$38.09
Trips Per Mile:	1.04	0.12
Trips Per Hour:	16.58	2.39

Vehicle Summary

#	Type	Year	Seating	Accessible	Fuel
6	B35-HD	2010	32 + 2	Yes	DF
1	B40-HD	2010	39 + 2	Yes	HY
17	LTV-FS	2010	16 + 3	Yes	DF
4	B30-HD	2008	29 + 2	Yes	DF
6	B35-HD	2011	32 + 2	Yes	DF
1	B30-MD	2009	23 + 2	Yes	DF
2	B40-HD	2009	39 + 2	Yes	DF
3	B40-HD	2000	44 + 2	Yes	DF
4	B40-HD	2014	39 + 2	Yes	CN
10	LTV-FS	2014	12 + 3	Yes	DF
9	B35-HD	2012	32 + 2	Yes	CN
13	LTV-FS	2012	16 + 2	Yes	CN
10	MV-1	2012	3 + 1	Yes	CN
1	B40-HD	2016	39 + 2	Yes	CN
8	LTV-FS	2016	12 + 3	Yes	DF
3	B30-HD	2004	23 + 2	Yes	DF
2	B30-MD	2004	23 + 2	Yes	DF

ODOT Status of Public Transit in Ohio



Steel Valley Regional Transit Authority (SVRTA)

P.O. Box 1177
 Steubenville, OH 43952
 P (740) 282-6145 F (740) 282-4524

Frank Bovina, CEO / General Manager
 fbovina@svrta.com
 www.svrta.com

Grantee

Steel Valley Regional Transit Authority
 P.O. Box 1177
 555 Adams Street
 Steubenville, OH 43952
 Frank Bovina, CEO / General Manager
 fbovina@svrta.com
 P (740) 282-6145 F (740) 282-4524

System Characteristics

Sys Type: Fixed Route & Demand Response
Sys Area: City of Steubenville, Villages of Mingo Junction and Wintersville
Sys Sq Mi: 17
Sys Pop: 26,037

Service Hours	Fixed Route	Demand Resp
Weekdays	6:30AM-6:15PM	6:30AM-6:15PM
Saturdays	9:00AM-5:00PM	9:00AM-5:00PM
Sundays	-	-

Fares	Fixed Route	Demand Resp
Base	\$ 0.50	\$ 1.00
Youth	\$ 0.50	\$ 1.00
E & D	\$ 0.25	\$ 1.00
Transfers	\$ 0.00	\$ 0.00

Other: Yearly Pass \$30

Service Statistics	Fixed Route	Demand Resp
Annual Pass. Trips:	147,906	1,721
Annual E & D	18,446	1,721
Annual Vehicle Miles:	191,495	20,652
Annual Vehicle Hours:	15,508	2,008

Personnel (FTE)	Fixed Route	Demand Resp
Operations:	9	1
General Administration	4	0
Total:	13	1

Provider

Fixed Route:
 Same As Agency
Demand Response:
 Same As Agency

Additional Contact Information

Director of Operations / Grants manager Safety Director
 Walter Johnson (740) 282-6145
 wcjj@svrta.com
Transit Planner / Maintenance Manager
 Tim Turner (740) 282-6145
 tturner@svrta.com

ODOT Status of Public Transit in Ohio

Steel Valley Regional Transit Authority (SVRTA)--continued

Operating Expenses	Fixed Route	Demand Resp
Total Operating Costs:	\$ 923,251	\$ 83,351
Total Admin Costs:	\$ 316,569	\$ 31,489
Total System Cost:	\$ 1,239,820	\$ 114,840

Operating Funds	Fixed Route	Demand Resp
Federal Assistance:	\$ 820,860	\$ 0
State Assistance:	\$ 71,989	\$ 0
State E&D Assistance:	\$ 7,716	\$ 0
Local Assistance:	\$ 550,208	\$ 0
Passenger Fares:	\$ 41,167	\$ 1,721
Contract Fares:	\$ 0	\$ 0
Other Revenues:	\$ 1,088	\$ 0
Total Revenues:	\$ 1,493,028	\$ 1,721

Capital Funds	Fixed Route	Demand Resp
Local Assistance:	\$ 36,188	\$ 1,978
State Assistance:	\$ 0	\$ 0
Federal Assistance:	\$ 325,689	\$ 116,164
Tot. Cap. Funds Awd:	\$ 361,877	\$ 118,142

Dedicated Local Funding Sources

Dedicated 1.5Mil Local

Property Tax Levy

Other Local Funding Sources:

Performance Measures	Fixed Route	Demand
Operating Recovery Rat	3.32%	1.50%
Cost Per Mile:	\$6.47	\$5.56
Cost Per Trip:	\$8.38	\$66.73
Trips Per Mile:	0.77	0.08
Trips Per Hour:	9.54	0.86

Vehicle Summary

#	Type	Year	Seating	Accessible	Fuel
1	LTV-FS	2007	21 + 2	Yes	DF
2	LTV-HC	2016	20 + 2	Yes	GA
3	MV-1	2016	3 + 2	Yes	GA
3	LTV-FS	2013	14 + 2	Yes	GA
2	LTV-HC	2015	20 + 2	Yes	GA
1	LTV-FS	2009	20 + 2	Yes	DF
1	LTV-FS	2008	20 + 2	Yes	DF

13

ODOT Status of Public Transit in Ohio



Toledo Area Regional Transit Authority (TARTA)

1127 West Central Avenue
 Toledo, OH 43697
 P (419) 245-5222 F (419) 243-8588

James K. Gee, General Manager
 jgee@tarta.com
 www.tarta.com

Grantee

Toledo Area Regional Transit Authority
 1127 West Central Avenue
 P.O. Box 792
 Toledo, OH 43697
 James K. Gee, General Manager
 jgee@tarta.com
 P (419) 245-5222 F (419) 243-8588

System Characteristics

Sys Type: Fixed Route & Demand Response
Sys Area: Toledo Urbanized Area
Sys Sq Mi: 150
Sys Pop: 426,230

Service Hours	Fixed Route	Demand Resp
Weekdays	4:30AM-12:00AM	4:30AM-12:00AM
Saturdays	4:30AM-11:45PM	4:30AM-11:45PM
Sundays	4:30AM-11:45PM	4:30AM-11:45PM

Fares	Fixed Route	Demand Resp
Base	\$ 1.25	\$ 2.50
Youth	\$ 1.25	\$ 0.00
E & D	\$ 0.60	\$ 2.50
Transfers	\$ 0.00	\$ 0.00

Tokens \$1.14, Weekly Pass \$12.50, Monthly Pass \$50, Reduced Fare Pass Monthly \$25, Reduced Fare Pass Weekly \$6.25, Roll Tokens \$28.25

Service Statistics	Fixed Route	Demand Resp
Annual Pass. Trips:	2,760,116	260,788
Annual E & D	520,529	260,788
Annual Vehicle Miles:	3,464,305	1,936,731
Annual Vehicle Hours:	302,498	114,561

Personnel (FTE)	Fixed Route	Demand Resp
Operations:	196	102
General Administration	15	6
Total:	211	108

Provider

Fixed Route:

Toledo Area Regional Transit Authority
 1127 West Central Avenue
 Toledo, OH 43697
 Contact: James K. Gee, General Manager
 P (419) 245-5222 F (419) 243-8588
 jgee@tarta.com

Demand Response:

Same As Agency

Additional Contact Information

Controller

Stacey Clink (419) 245-5200
 sclink@tarta.com

Director of Marketing

Stephen Atkinson (419) 245-5216
 marketing@tarta.com

Director of Information Systems

Mike Blackston (419) 245-5210
 mblackston@tarta.com

Superintendent Maintenance

Larry Hyttenhove (419) 245-5234
 lghyttenhove@tarta.com

Superintendent Transportation

Tom Metzger (419) 245-5235
 tmetzger@tarta.com

Director of Human Resources

Geneva Mason (419) 245-5220
 gmason@tarta.com

Director of ADA Services

Jon Elston (419) 245-5225
 jelston@tarta.com

Director of Planning

William Kelly (419) 245-5230
 wjkelly@tarta.com

ODOT Status of Public Transit in Ohio

Toledo Area Regional Transit Authority (TARTA)--continued

Operating Expenses	Fixed Route	Demand Resp
Total Operating Costs:	\$ 18,472,875	\$ 7,210,482
Total Admin Costs:	\$ 5,052,231	\$ 3,006,779
Total System Cost:	\$ 23,525,106	\$ 10,217,261

Operating Funds	Fixed Route	Demand Resp
Federal Assistance:	\$ 4,502,265	\$ 3,057,047
State Assistance:	\$ 427,987	\$ 209,923
State E&D Assistance:	\$ 0	\$ 0
Local Assistance:	\$ 0	\$ 0
Passenger Fares:	\$ 2,340,488	\$ 713,598
Contract Fares:	\$ 2,970,846	\$ 717,560
Other Revenues:	\$ 8,849,800	\$ 4,259,890
Total Revenues:	\$ 19,091,386	\$ 8,958,018

Capital Funds	Fixed Route	Demand Resp
Local Assistance:	\$ 0	\$ 0
State Assistance:	\$ 0	\$ 0
Federal Assistance:	\$ 353,390	\$ 11,897
Tot. Cap. Funds Awd:	\$ 353,390	\$ 11,897

Dedicated Local Funding Sources
Property Tax

Other Local Funding Sources:
Property Tax
Advertising Revenue

Performance Measures	Fixed Route	Demand
Operating Recovery Rat	22.58%	14.01%
Cost Per Mile:	\$6.79	\$5.28
Cost Per Trip:	\$8.52	\$39.18
Trips Per Mile:	0.80	0.13
Trips Per Hour:	9.12	2.28

Vehicle Summary					
#	Type	Year	Seating	Accessible	Fuel
9	B35-HD	2008	35 + 2	Yes	DF
4	LTN	2008	10 + 3	Yes	DF
4	B30-MD	2011	17 + 2	Yes	DF
37	LTN	2011	8 + 3	Yes	DF
3	B30-MD	2010	17 + 2	Yes	DF
18	B35-HD	2010	29 + 2	Yes	DF
6	B30-MD	2009	17 + 2	Yes	DF
11	LTV-FS	2009	10 + 3	Yes	DF
1	B40-HD	1999	42 + 2	Yes	DF
15	B40-HD	2003	31 + 2	Yes	DF
13	B40-HD	2002	39 + 2	Yes	DF
1	B40-HD	2002	39 + 2	Yes	DP
13	B40-HD	2001	38 + 2	Yes	DF
21	B40-HD	2001	39 + 2	Yes	DF
4	B30-MD	2006	19 + 2	Yes	DF
10	B35-HD	2006	35 + 2	Yes	DF
15	LTN	2015	14 + 2	Yes	DF
5	LTN	2015	17 + 2	Yes	DF
8	B35-HD	2012	32 + 2	Yes	DF
1	B35-HD	2012	32 + 2	Yes	DU

ODOT Status of Public Transit in Ohio



Trumbull County Transit System

106 High Street N.W.
 Warren, OH 44481
 P (330) 675-7938 F (330) 675-7941

Mark Hess, Transit Administrator
 ehess@co.trumbull.oh.us

Grantee

Trumbull County Transit Board
 106 High Street NW
 Warren, OH 44481
 Robert Faulkner, Chairman
 rfaulkner@trumbullcountytransit.org
 P (330) 770-3079 F

System Characteristics

Sys Type: Demand Response
Sys Area: Trumbull County
Sys Sq Mi: 616
Sys Pop: 210,312

Service Hours	Fixed Route	Demand Resp
Weekdays	-	7:00AM-6:00PM
Saturdays	-	8:00AM-3:00PM
Sundays	-	8:00AM-3:00PM

Fares	Fixed Route	Demand Resp
Base	\$ 0.00	\$ 4.00
Youth	\$ 0.00	\$ 2.00
E & D	\$ 0.00	\$ 1.50
Transfers	\$ 0.00	\$ 0.00

Service Statistics	Fixed Route	Demand Resp
Annual Pass. Trips:	0	60,971
Annual E & D	0	44,128
Annual Vehicle Miles:	0	909,464
Annual Vehicle Hours:	0	45,064

Personnel (FTE)	Fixed Route	Demand Resp
Operations:	0	0
General Administration	0	1
Total:	0	1
Operations:	0	0
General Administration	0	1
Total:	0	1

Provider

Fixed Route:
 N/A
Demand Response:
 Community Bus Services, Inc.
 419 North Westwood
 Youngstown, OH 44503
 Contact: Terry Thomas, Manager
 P (330) 743-7726 F (330) 743-9303
 tthomas@com-bus.com

Additional Contact Information

Chairman
 Robert Faulkner (330) 770-3039
 rfaulkner@trumbullcountytransit.org
President
 Terry Thomas (330) 743-7726
 tthomas@com-bus.com
Secretary
 Earl Brown (330) 372-1596
 ebrown@trumbullcountytransit.org

ODOT Status of Public Transit in Ohio

Trumbull County Transit System--continued

Operating Expenses	Fixed Route	Demand Resp
Total Operating Costs:	\$ 0	\$ 1,800,076
Total Admin Costs:	\$ 0	\$ 73,900
<hr/>		
Total System Cost:	\$ 0	\$ 1,873,976

Operating Funds	Fixed Route	Demand Resp
Federal Assistance:	\$ 0	\$ 0
State Assistance:	\$ 0	\$ 0
State E&D Assistance:	\$ 0	\$ 68,932
Local Assistance:	\$ 0	\$ 347,471
Passenger Fares:	\$ 0	\$ 91,308
Contract Fares:	\$ 0	\$ 279,140
Other Revenues:	\$ 0	\$ 0
<hr/>		
Total Revenues:	\$ 0	\$ 786,851

Capital Funds	Fixed Route	Demand Resp
Local Assistance:	\$ 0	\$ 212,237
State Assistance:	\$ 0	\$ 335,664
Federal Assistance:	\$ 0	\$ 539,224
<hr/>		
Tot. Cap. Funds Awd:	\$ 0	\$ 1,087,125

Dedicated Local Funding Sources

Other Local Funding Sources:

Performance Measures	Fixed Route	Demand
Operating Recovery Rat	0.00%	19.77%
Cost Per Mile:	\$0.00	\$2.06
Cost Per Trip:	\$0.00	\$30.74
Trips Per Mile:	0.00	0.07
Trips Per Hour:	0.00	1.35

Vehicle Summary					
#	Type	Year	Seating	Accessible	Fuel
2	LTV-N	2015	10 + 2	Yes	GA
1	MMV	2015	7 + 0	No	GA
2	MMV	2005	7 + 0	No	GA
3	MMV	2009	7 + 0	No	GA
1	MV-1	2009	7 + 7	Yes	GA
9	MMV	2010	7 + 0	No	GA
1	LTN	2011	10 + 2	Yes	GA
2	LTV-N	2011	10 + 2	Yes	GA
1	LTN	2008	12 + 2	Yes	DF
1	LTV-S	2008	7 + 0	No	GA
2	MMV	2008	7 + 0	No	GA
1	MMV	2007	7 + 0	No	GA

ODOT Status of Public Transit in Ohio



Warren County Transit Service

County Admin Bldg
 Lebanon, OH 45036
 P (513) 695-1210 F (513) 695-2980

Susanne Mason, Program Manager
 masosu@co.warren.oh.us

Grantee

Warren County Board of Commissioners
 County Administration Bldg
 406 Justice Dr.
 Lebanon, OH 45036
 Tom Grossmann, President
 tom.grossmann@co.warren.oh.us
 P (513) 695-1250 F (513) 695-2054

System Characteristics

Sys Type: Demand Response
Sys Area: Warren County
Sys Sq Mi: 408
Sys Pop: 212,693

Service Hours	Fixed Route	Demand Resp
Weekdays	-	6:00AM-6:30PM
Saturdays	-	-
Sundays	-	-

Fares	Fixed Route	Demand Resp
Base	\$ 0.00	\$ 3.00
Youth	\$ 0.00	\$ 0.00
E & D	\$ 0.00	\$ 1.50
Transfers	\$ 0.00	\$ 0.00

Fares to Cincinnati and Dayton are \$3.00 one-way.
 Additional \$1.25 connecting charge for drop-off at location other than designated park-and-rides.

Service Statistics	Fixed Route	Demand Resp
Annual Pass. Trips:	0	34,853
Annual E & D	0	25,203
Annual Vehicle Miles:	0	325,956
Annual Vehicle Hours:	0	24,672

Personnel (FTE)	Fixed Route	Demand Resp
Operations:	0	15
General Administration	0	4
Total:	0	19

Provider

Fixed Route:
 N/A
Demand Response:
 Winton Transportation
 Monroe, OH 45050
 Contact: Ron Evans, Operations Manager
 P (513) 539-9491 F (513) 539-7485
 revans@uts-ohio.com

Additional Contact Information

President
 Tom Grossmann (513) 695-1250
 tom.grossmann@co.warren.oh.us
Operations Manager
 Ron Evans (513) 858-7907
 revans@uts-ohio.com
Grants Coordinator
 Vicki Perry (513) 695-1259
 vicki.perry@co.warren.oh.us

ODOT Status of Public Transit in Ohio

Warren County Transit Service--continued

Operating Expenses	Fixed Route	Demand Resp
Total Operating Costs:	\$ 0	\$ 688,364
Total Admin Costs:	\$ 0	\$ 14,864
<hr/>		
Total System Cost:	\$ 0	\$ 703,229

Operating Funds	Fixed Route	Demand Resp
Federal Assistance:	\$ 0	\$ 0
State Assistance:	\$ 0	\$ 77,946
State E&D Assistance:	\$ 0	\$ 28,566
Local Assistance:	\$ 0	\$ 417,406
Passenger Fares:	\$ 0	\$ 53,562
Contract Fares:	\$ 0	\$ 125,750
Other Revenues:	\$ 0	\$ 0
<hr/>		
Total Revenues:	\$ 0	\$ 703,229

Capital Funds	Fixed Route	Demand Resp
Local Assistance:	\$ 0	\$ 95,789
State Assistance:	\$ 0	\$ 0
Federal Assistance:	\$ 0	\$ 0
<hr/>		
Tot. Cap. Funds Awd:	\$ 0	\$ 95,789

Dedicated Local Funding Sources

Other Local Funding Sources:

Warren County Commissioners

Performance Measures	Fixed Route	Demand
Operating Recovery Rat	0.00%	25.50%
Cost Per Mile:	\$0.00	\$2.16
Cost Per Trip:	\$0.00	\$20.18
Trips Per Mile:	0.00	0.11
Trips Per Hour:	0.00	1.41

Vehicle Summary					
#	Type	Year	Seating	Accessible	Fuel
2	LTN	2009	8 + 2	Yes	GA
1	LTN	2011	11 + 1	Yes	GA
2	LTN	2011	8 + 2	Yes	GA
6	LTN	2011	11 + 2	Yes	GA

11

ODOT Status of Public Transit in Ohio



Western Reserve Transit Authority (WRTA)

604 Mahoning Avenue
 Youngstown, OH 44502
 P (330) 744-8431 F (330) 744-7611

James Ferraro, Executive Director
 jferraro@wrtaonline.com
 www.wrtaonline.com

Grantee

Western Reserve Transit Authority
 604 Mahoning Avenue
 Youngstown, OH 44502
 James Ferraro, Executive Director
 jferraro@wrtaonline.com
 P (330) 744-8431 F (330) 744-7611

System Characteristics

Sys Type: Fixed Route & Demand Response
Sys Area: Youngstown and portions of Boardman, Canfield, & Austintown townships, Warren, Niles & Liberty
Sys Sq Mi: 228
Sys Pop: 417,437

Service Hours	Fixed Route	Demand Resp
Weekdays	5:40AM-12:00 AM	5:40AM-12:00AM
Saturdays	7:00AM-7:00PM	7:00AM-7:00PM
Sundays	-	-

Fares	Fixed Route	Demand Resp
Base	\$ 1.25	\$ 2.00
Youth	\$ 0.75	\$ 2.50
E & D	\$ 0.60	\$ 2.50
Transfers	\$ 0.25	\$ 0.00

Easy Go Adult \$3.50, Senior/Disabled \$2.50
 31-Day Pass Adult \$42.00, Senior/Disabled \$21.00

Service Statistics	Fixed Route	Demand Resp
Annual Pass. Trips:	1,438,864	41,724
Annual E & D	550,151	45,552
Annual Vehicle Miles:	1,237,920	387,136
Annual Vehicle Hours:	86,202	28,500

Personnel (FTE)	Fixed Route	Demand Resp
Operations:	72	20
General Administration	5	1
Total:	77	21

Provider

Fixed Route:
 Same As Agency
Demand Response:
 Same As Agency

Additional Contact Information

Secretary-Treasurer
 Marianne Vaughn (330) 744-4571
 mvaughn@wrtaonline.com
Parts Clerk
 Rebecca Koenig (330) 744-8431
 rkoenig@wrtaonline.com
Chief Bookkeeper
 Judy Saccomen (330) 744-8431
 jsaccomen@wrtaonline.com
Director of Maintenance
 Matthew Kotanchek (330) 744-4571
 mkotanchek@wrtaonline.com

ODOT Status of Public Transit in Ohio

Western Reserve Transit Authority (WRTA)--continued

Operating Expenses	Fixed Route	Demand Resp
Total Operating Costs:	\$ 7,036,717	\$ 1,403,464
Total Admin Costs:	\$ 1,500,098	\$ 147,342
Total System Cost:	\$ 8,536,815	\$ 1,550,806

Operating Funds	Fixed Route	Demand Resp
Federal Assistance:	\$ 2,142,430	\$ 398,565
State Assistance:	\$ 84,918	\$ 0
State E&D Assistance:	\$ 0	\$ 0
Local Assistance:	\$ 8,746,615	\$ 1,183,641
Passenger Fares:	\$ 861,341	\$ 94,471
Contract Fares:	\$ 0	\$ 0
Other Revenues:	\$ 207,841	\$ 0
Total Revenues:	\$ 12,043,145	\$ 1,676,677

Capital Funds	Fixed Route	Demand Resp
Local Assistance:	\$ 1,414,519	\$ 107,158
State Assistance:	\$ 0	\$ 0
Federal Assistance:	\$ 5,576,061	\$ 428,631
Tot. Cap. Funds Awd:	\$ 6,990,580	\$ 535,789

Dedicated Local Funding Sources
1/4% Cty Sales Tax

Other Local Funding Sources:
Interest Income
Rental Income
Contract Revenue
Advertising Revenue

Performance Measures	Fixed Route	Demand
Operating Recovery Rat	10.09%	6.09%
Cost Per Mile:	\$6.90	\$4.01
Cost Per Trip:	\$5.93	\$37.17
Trips Per Mile:	1.16	0.11
Trips Per Hour:	16.69	1.46

Vehicle Summary					
#	Type	Year	Seating	Accessible	Fuel
3	B30-MD	2012	24 + 3	Yes	DF
8	B35-HD	2014	31 + 2	Yes	DF
5	LTV-HC	2014	16 + 4	Yes	DF
4	LTV-HC	2014	16 + 4	Yes	GA
2	MV-1	2014	3 + 1	Yes	GA
5	B35-HD	2015	31 + 2	Yes	DF
6	LTV-HC	2015	14 + 4	Yes	GA
11	B35-HD	2016	31 + 2	Yes	DF
3	LTV-FS	2009	12 + 2	Yes	DF
7	B30-HD	2005	31 + 2	Yes	DF
9	B30-HD	2001	32 + 2	Yes	DF
3	B30-HD	2000	32 + 2	Yes	DF
3	MMV	2010	5 + 1	Yes	GA
2	LTN	2008	12 + 2	Yes	DF
2	LTV-FS	2008	12 + 2	Yes	DF

Section Three



Rural Transit Program

ODOT Status of Public Transit in Ohio



Ashland Public Transit

206 Claremont Avenue
 Ashland, OH 44805
 P (419) 289-8221 F (419) 289-9613

Elizabeth McClurg, Transit Coordinator
 mcclurg.liz@ashland-ohio.com
 www.ashland-ohio.com/transit/

Grantee

City of Ashland
 206 Claremont Avenue
 Ashland, OH 44805
 Duane Fishpaw, Mayor
 mayor@ashland-ohio.com
 P (419) 289-8622 F (419) 289-9613

System Characteristics

Sys Type: Demand Response
Sys Area: City of Ashland with some service outside of the city for city residents
Sys Sq Mi: 9
Sys Pop: 21,249

Service Hours	Fixed Route	Demand Resp
---------------	-------------	-------------

Weekdays	-	6:00AM-9:00PM
Saturdays	-	8:00AM-9:00PM
Sundays	-	-

Fares	Fixed Route	Demand Resp
-------	-------------	-------------

Base	\$ 0.00	\$ 5.00
Youth	\$ 0.00	\$ 0.00
E & D	\$ 0.00	\$ 2.50
Transfers	\$ 0.00	\$ 0.00

Reduced fare for advance reservations: Base \$3.00;
 E&D \$1.50

Service Statistics	Fixed Route	Demand Resp
--------------------	-------------	-------------

Annual Pass. Trips:	0	29,700
Annual E & D	0	19,484
Annual Vehicle Miles:	0	151,736
Annual Vehicle Hours:	0	13,810

Personnel (FTE)	Fixed Route	Demand Resp
-----------------	-------------	-------------

Operations:	0	8
General Administration:	0	2
Total:	0	10

Provider

Fixed Route:
 Ashland Public Transit
 206 Claremont Avenue
 Ashland, OH 44805
 Contact: Elizabeth McClurg, Transit Coordinator
 P (419) 289-8221 F (419) 289-9613
 mcclurg.liz@ashland-ohio.com

Demand Response:
 MV Transportation
 206 Claremont Ave
 Ashland, OH 44805
 Contact: Chris Alt, Office Manager
 P (419) 207-8240 F (419) 207-8432
 calt@mvtransit.com

Additional Contact Information

Mayor
 Duane Fishpaw (419) 289-8622
 mayor@ashland-ohio.com
 Chris Alt (419) 207-8240
 calt@mvtransit.com
Human Resources Director
 Mark Burgess (419) 289-3426
 burgess.mark@ashland-ohio.com

ODOT Status of Public Transit in Ohio

Ashland Public Transit--continued

Operating Expenses	Fixed Route	Demand Resp
Total Operating Costs:	\$ 0	\$ 471,171
Total Admin Costs:	\$ 0	\$ 51,130
Total System Cost:	\$ 0	\$ 522,301

Operating Funds	Fixed Route	Demand Resp
Federal Assistance:	\$ 0	\$ 238,615
State Assistance:	\$ 0	\$ 85,652
State E&D Assistance:	\$ 0	\$ 49,730
Local Assistance:	\$ 0	\$ 44,378
Passenger Fares:	\$ 0	\$ 65,829
Contract Fares:	\$ 0	\$ 38,097
Other Revenues:	\$ 0	\$ 0
Total Revenues:	\$ 0	\$ 522,301

Capital Funds	Fixed Route	Demand Resp
Local Assistance:	\$ 0	\$ 0
State Assistance:	\$ 0	\$ 0
Federal Assistance:	\$ 0	\$ 0
Tot. Cap. Funds Awd:	\$ 0	\$ 0

Dedicated Local Funding Sources

General Fund

Other Local Funding Sources:

Performance Measures	Fixed Route	Demand Resp
Operating Recovery Ratio:	0.00%	19.90%
Cost Per Mile:	\$0.00	\$3.44
Cost Per Trip:	\$0.00	\$17.59
Trips Per Mile:	0.00	0.20
Trips Per Hour:	0.00	2.15

Vehicle Summary

#	Type	Year	Seating	Accessible	Fuel
1	AV	2017	8 + 2	Yes	GA
1	MV-1	2016	4 + 1	Yes	GA
2	MMV	2015	6 + 1	Yes	GA
1	MMV	2013	5 + 1	Yes	GA
1	LTN	2010	11 + 3	Yes	GA
1	LTV-FS	2010	10 + 1	Yes	GA
1	MMV	2010	6 + 1	Yes	GA
1	MMV	2014	5 + 1	Yes	GA

9

ODOT Status of Public Transit in Ohio



Ashtabula County Transportation System (ACTS)

2924 Donahoe Drive
Ashtabula, OH 44004
P (440) 994-2502 F (440) 992-7826

Carol Lennon, Transit Manager
carol.lennon@jfs.ohio.gov

Grantee

Ashtabula County Board of Commissioners
County Courthouse
25 West Jefferson Street
Jefferson, OH 44047
Lisa Hawkins, Clerk, Board of County Commissioners
LLHawkins@ashtabulacounty.us
P (440) 576-3754 F (440) 576-2344

System Characteristics

Sys Type: Demand Response
Sys Area: Ashtabula County
Sys Sq Mi: 702
Sys Pop: 102,728

Service Hours	Fixed Route	Demand Resp
---------------	-------------	-------------

Weekdays	-	7:00AM-5:00PM
Saturdays	-	-
Sundays	-	-

Fares	Fixed Route	Demand Resp
-------	-------------	-------------

Base	\$ 0.00	\$ 1.50
Youth	\$ 0.00	\$ 0.50
E & D	\$ 0.00	\$ 0.75
Transfers	\$ 0.00	\$ 0.00

Long trips are an extra \$.50 for adults and \$.25 for E & D and children (3-15), children 2 and under are free with a paying adult. Various monthly passes are available.

Service Statistics	Fixed Route	Demand Resp
--------------------	-------------	-------------

Annual Pass. Trips:	0	111,714
Annual E & D	0	27,065
Annual Vehicle Miles:	0	297,987
Annual Vehicle Hours:	0	19,324

Personnel (FTE)	Fixed Route	Demand Resp
-----------------	-------------	-------------

Operations:	0	9
General Administration:	0	2
Total:	0	11

Provider

Fixed Route:
Ashtabula County Transportation System (ACTS)
Contact: Carol Lennon, Transit Manager
P (440) 994-2502 F (440) 992-7826
carol.lennon@jfs.ohio.gov

Demand Response:
MV Transportation, Inc.
425 W. 24th
Ashtabula, OH 44004
Contact: Denita Fields, General Manager
P (440) 994-2036 F (440) 994-2041
dfields@mvtransit.com

Additional Contact Information

Service Provider, General Manager
Denita Fields (440) 994-2036
dfields@mvtransit.com
Clerk, Board of County Commissioners
Lisa Hawkins (440) 576-3754
LLHawkins@ashtabulacounty.us

ODOT Status of Public Transit in Ohio

Ashtabula County Transportation System (ACTS)--continued

Operating Expenses	Fixed Route	Demand Resp
Total Operating Costs:	\$ 0	\$ 970,573
Total Admin Costs:	\$ 0	\$ 121,382
Total System Cost:	\$ 0	\$ 1,091,955

Operating Funds	Fixed Route	Demand Resp
Federal Assistance:	\$ 0	\$ 570,395
State Assistance:	\$ 0	\$ 117,907
State E&D Assistance:	\$ 0	\$ 13,212
Local Assistance:	\$ 0	\$ 85,321
Passenger Fares:	\$ 0	\$ 67,279
Contract Fares:	\$ 0	\$ 122,184
Other Revenues:	\$ 0	\$ 115,657
Total Revenues:	\$ 0	\$ 1,091,955

Capital Funds	Fixed Route	Demand Resp
Local Assistance:	\$ 0	\$ 0
State Assistance:	\$ 0	\$ 0
Federal Assistance:	\$ 0	\$ 0
Tot. Cap. Funds Awd:	\$ 0	\$ 0

Dedicated Local Funding Sources

Other Local Funding Sources:

Advertising Revenue
 City In Kind
 AAA
 Senior Levy
 HRT
 ERT
 CDBG

Performance Measures	Fixed Route	Demand Resp
Operating Recovery Ratio:	0.00%	17.35%
Cost Per Mile:	\$0.00	\$3.66
Cost Per Trip:	\$0.00	\$9.77
Trips Per Mile:	0.00	0.37
Trips Per Hour:	0.00	5.78

Vehicle Summary

#	Type	Year	Seating	Accessible	Fuel
1	LTN	2016		No	GA
1	MMV	2016	6 + 1	Yes	GA
1	LTN	2013	8 + 2	Yes	GA
3	LTN	2013	12 + 2	Yes	GA
1	LTN	2009	8 + 2	Yes	GA
2	LTV-FS	2009	16 + 2	Yes	DF
1	LTN	2008	8 + 2	Yes	GA
6	LTN	2008	12 + 2	Yes	GA
2	LTV-FS	2010	18 + 2	Yes	DF

18

ODOT Status of Public Transit in Ohio



Athens Public Transit

Athens
Athens, OH 45701
P (740) 767-4500 F (747) 767-2301

Jessica Stroh, Transportation Division Director, HAPCAP
jessica.stroh@hapcap.org
<http://www.athenstransit.org>

Grantee

Hocking.Athens.Perry Community Action
(HAPCAP)
3 Cardaras Drive
P.O. Box 220
Glouster, OH 45732
Doug Stanley, Executive Director
doug.stanley@hapcap.org
P (740) 764-4500 F (740) 767-2301

System Characteristics

Sys Type: Fixed Route & ADA Paratransit
Sys Area: Athens and Dover Twps
Sys Sq Mi: 38
Sys Pop: 35,765

Service Hours	Fixed Route	Demand Resp
Weekdays	6:50AM-10:00PM	6:50AM-10:00PM
Saturdays	8:50AM-10:00PM	8:50AM-10:00PM
Sundays	-	-

Fares	Fixed Route	Demand Resp
Base	\$ 0.00	\$ 1.00
Youth	\$ 0.00	\$ 0.00
E & D	\$ 0.00	\$ 0.50
Transfers	\$ 0.00	\$ 0.00

Children 10 & under free with an adult.

Service Statistics	Fixed Route	Demand Resp
Annual Pass. Trips:	188,555	136,620
Annual E & D	8,884	9,553
Annual Vehicle Miles:	138,862	150,607
Annual Vehicle Hours:	10,975	10,514

Personnel (FTE)	Fixed Route	Demand Resp
Operations:	16	0
General Administration:	2	0
Total:	18	0

Provider

Fixed Route:
Athens Public Transit
397 W State St
Athens, OH 45701
Contact: Mary Dailey,
P (740) 592-2727 F (740) 589-5375
mdaileyathenstransit@gmail.com
Demand Response:
Athens Public Transit
397 W State St
Athens, OH 45701
Contact: Mary Dailey, General Manager
P (740) 592-2727 F (740) 589-5375
mdaileyathenstransit@gmail.com

Additional Contact Information

Coordinator
Michael Lachman (740) 589-3782
michael.lachman@hapcap.org
General Manager
Mary Dailey (740) 592-2727
mdaileyathenstransit@gmail.com
Executive Director
Doug Stanley (740) 764-4500
doug.stanley@hapcap.org

ODOT Status of Public Transit in Ohio

Athens Public Transit--continued

Operating Expenses	Fixed Route	Demand Resp
Total Operating Costs:	\$ 377,294	\$ 403,162
Total Admin Costs:	\$ 62,645	\$ 46,729
Total System Cost:	\$ 439,939	\$ 449,891

Operating Funds	Fixed Route	Demand Resp
Federal Assistance:	\$ 179,198	\$ 196,244
State Assistance:	\$ 43,552	\$ 49,640
State E&D Assistance:	\$ 3,581	\$ 5,797
Local Assistance:	\$ 45,314	\$ 55,417
Passenger Fares:	\$ 73,066	\$ 30,428
Contract Fares:	\$ 94,561	\$ 105,211
Other Revenues:	\$ 667	\$ 7,154
Total Revenues:	\$ 439,939	\$ 449,891

Capital Funds	Fixed Route	Demand Resp
Local Assistance:	\$ 0	\$ 0
State Assistance:	\$ 0	\$ 0
Federal Assistance:	\$ 118,063	\$ 131,620
Tot. Cap. Funds Awd:	\$ 118,063	\$ 131,620

Dedicated Local Funding Sources

City of Athens
Athens County JFS

Other Local Funding Sources:

Summit at Coates Run Contract
Advertising Revenues
Investment Income
Ohio University

Performance Measures	Fixed Route	Demand Resp
Operating Recovery Ratio:	38.10%	30.15%
Cost Per Mile:	\$3.17	\$2.99
Cost Per Trip:	\$2.33	\$3.29
Trips Per Mile:	1.36	0.91
Trips Per Hour:	17.18	12.99

Vehicle Summary

#	Type	Year	Seating	Accessible	Fuel
1	LTV-FS	2014	13 + 2	Yes	GA
1	LTV-FS	2014	30 + 2	Yes	GA
1	LTV-FS	2011	16 + 2	Yes	GA
2	B30-HD	2002	29 + 2	Yes	DF
1	B35-HD	1998	30 + 2	Yes	DF
1	B35-HD	1997	36 + 2	Yes	DF
1	LTV-FS	2013	13 + 2	Yes	GA
2	LTV-FS	2016	16 + 2	Yes	GA
1	AV	2017	9 + 2	Yes	GA

11

ODOT Status of Public Transit in Ohio



B.G. Transit

304 N Church St
 Bowling Green, OH 43402
 P (419) 354-6220 F (419) 352-6203

Tina Bradley, Grants Administrator
 tbradley@bgohio.org
 www.bgohio.org/grants/transportation

Grantee

City of Bowling Green
 304 North Church Street
 Bowling Green, OH 43402
 Richard Edwards, Mayor
 mayor@bgohio.org
 P (419) 354-6220 F (419) 353-4763

System Characteristics

Sys Type: Demand Response
Sys Area: City of Bowling Green and one mile outside city limits
Sys Sq Mi: 13
Sys Pop: 30,028

Service Hours	Fixed Route	Demand Resp
---------------	-------------	-------------

Weekdays	-	6:00AM-8:00PM
Saturdays	-	10:00AM-4:00PM
Sundays	-	-

Fares	Fixed Route	Demand Resp
-------	-------------	-------------

Base	\$ 0.00	\$ 3.50
Youth	\$ 0.00	\$ 0.00
E & D	\$ 0.00	\$ 1.75
Transfers	\$ 0.00	\$ 0.00

Rates above are for rides originating and ending within city limits. For rides originating and/or ending within one-mile outside the city limits, the base fare is \$4 and the E & D rate is \$2.

Service Statistics	Fixed Route	Demand Resp
--------------------	-------------	-------------

Annual Pass. Trips:	0	32,121
Annual E & D	0	27,840
Annual Vehicle Miles:	0	128,848
Annual Vehicle Hours:	0	6,869

Personnel (FTE)	Fixed Route	Demand Resp
-----------------	-------------	-------------

Operations:	0	5
General Administration:	0	3
Total:	0	8

Provider

Fixed Route:
 B.G. Transit
 304 North Church Street
 Bowling Green, OH 43402
 Contact: Tina Bradley, Grants Administrator
 P (419) 354-6220 F (419) 352-6203
 tbradley@bgohio.org

Demand Response:
 Black & White Transportation
 4665 West Bancroft Street
 Toledo, OH 43615
 Contact: Judith Potter, Operations Manager
 P (419) 536-3722 F (419) 464-0330
 jpotter@blackwhitecab.com

Additional Contact Information

Owner, Black & White Transportation
 Judith Potter (419) 536-3722
 jpotter@blackwhitecab.com

Mayor
 Richard Edwards (419) 354-6204
 mayor@bgohio.org

ODOT Status of Public Transit in Ohio

B.G. Transit--continued

Operating Expenses	Fixed Route	Demand Resp
Total Operating Costs:	\$ 0	\$ 505,641
Total Admin Costs:	\$ 0	\$ 55,464
Total System Cost:	\$ 0	\$ 561,105

Operating Funds	Fixed Route	Demand Resp
Federal Assistance:	\$ 0	\$ 250,707
State Assistance:	\$ 0	\$ 120,000
State E&D Assistance:	\$ 0	\$ 50,155
Local Assistance:	\$ 0	\$ 43,917
Passenger Fares:	\$ 0	\$ 60,292
Contract Fares:	\$ 0	\$ 0
Other Revenues:	\$ 0	\$ 36,034
Total Revenues:	\$ 0	\$ 561,105

Capital Funds	Fixed Route	Demand Resp
Local Assistance:	\$ 0	\$ 0
State Assistance:	\$ 0	\$ 0
Federal Assistance:	\$ 0	\$ 68,882
Tot. Cap. Funds Awd:	\$ 0	\$ 68,882

Dedicated Local Funding Sources
Community Development Block Grant General Fund
Other Local Funding Sources:

Performance Measures	Fixed Route	Demand Resp
Operating Recovery Ratio:	0.00%	10.75%
Cost Per Mile:	\$0.00	\$4.35
Cost Per Trip:	\$0.00	\$17.47
Trips Per Mile:	0.00	0.25
Trips Per Hour:	0.00	4.68

Vehicle Summary					
#	Type	Year	Seating	Accessible	Fuel
3	MMV	2010	6 + 2	Yes	GA
2	MMV	2014	6 + 2	Yes	GA
1	CV	2012	6 + 2	Yes	GA
1	MMV	2012	6 + 2	Yes	GA

7

ODOT Status of Public Transit in Ohio



Carroll County Transit

P.O. Box 185
 Carrollton, OH 44615
 P (330) 627-1900 F (330) 627-1088

Sonja Leggett, Director
 sleggett@carrollcountyohio.us
 www.carrollcountyohio.us

Grantee

Board of Carroll County Commissioners
 119 S. Lisbon St.
 Suite 201
 Carrollton, OH 44615
 Lewis Mickley, Commissioners
 lmickley@carrollcountyohio.us
 P (330) 627-4869 F (330) 627-6656

System Characteristics

Sys Type: Demand Response
Sys Area: Carroll County
Sys Sq Mi: 388
Sys Pop: 28,836

Service Hours	Fixed Route	Demand Resp
---------------	-------------	-------------

Weekdays	-	6:00AM-6:00PM
Saturdays	-	-
Sundays	-	-

Fares	Fixed Route	Demand Resp
-------	-------------	-------------

Base	\$ 0.00	\$ 2.50
Youth	\$ 0.00	\$ 0.00
E & D	\$ 0.00	\$ 0.00
Transfers	\$ 0.00	\$ 0.00

Fare \$2.50 within Carrollton Village limits; \$4.50 within County; \$7.50 outside county, additional \$.25 per mile for trips over 40 miles. Same day service additional \$1.00 per one way trip. an additional \$10/hour will be charged if the driver is needed to wait longer than one (1) hour and fifteen (15) minutes for passengers, i.e. extended shopping trips etc.

Service Statistics	Fixed Route	Demand Resp
--------------------	-------------	-------------

Annual Pass. Trips:	0	22,486
Annual E & D	0	12,507
Annual Vehicle Miles:	0	241,253
Annual Vehicle Hours:	0	7,892

Personnel (FTE)	Fixed Route	Demand Resp
-----------------	-------------	-------------

Operations:	0	14
General Administration:	0	2
Total:	0	16

Provider

Fixed Route:
 Carroll County Transit
 PO Box 185
 Carrollton, OH 44615
 Contact: Sonja Leggett, Director
 P (330) 627-1900 F (330) 627-1088
 sleggett@carrollcountyohio.us

Demand Response:
 Same As Agency

Additional Contact Information

Commissioners
 Lewis Mickley (330) 627-4869
 lmickley@carrollcountyohio.us

ODOT Status of Public Transit in Ohio

Carroll County Transit--continued

Operating Expenses	Fixed Route	Demand Resp
Total Operating Costs:	\$ 0	\$ 468,390
Total Admin Costs:	\$ 0	\$ 148,458
Total System Cost:	\$ 0	\$ 616,848

Operating Funds	Fixed Route	Demand Resp
Federal Assistance:	\$ 0	\$ 252,634
State Assistance:	\$ 0	\$ 18,415
State E&D Assistance:	\$ 0	\$ 0
Local Assistance:	\$ 0	\$ 38,714
Passenger Fares:	\$ 0	\$ 28,928
Contract Fares:	\$ 0	\$ 278,157
Other Revenues:	\$ 0	\$ 0
Total Revenues:	\$ 0	\$ 616,848

Capital Funds	Fixed Route	Demand Resp
Local Assistance:	\$ 0	\$ 1,870
State Assistance:	\$ 0	\$ 0
Federal Assistance:	\$ 0	\$ 37,633
Tot. Cap. Funds Awd:	\$ 0	\$ 39,503

Dedicated Local Funding Sources

Other Local Funding Sources:

General Fund
 CCBDD
 CCDJFS
 CCCOA
 CCVSC
 CEVSD

Performance Measures	Fixed Route	Demand Resp
Operating Recovery Ratio:	0.00%	49.78%
Cost Per Mile:	\$0.00	\$2.56
Cost Per Trip:	\$0.00	\$27.43
Trips Per Mile:	0.00	0.09
Trips Per Hour:	0.00	2.85

Vehicle Summary					
#	Type	Year	Seating	Accessible	Fuel
1	LTN	2012	10 + 2	Yes	GA
2	MMV	2014	6 + 0	No	GA
4	MMV	2010	7 + 2	Yes	GA
1	LTN	2011	10 + 2	Yes	GA
1	LTN	2002	10 + 2	Yes	DF
1	LTN	2006	10 + 2	Yes	GA
1	LTN	2007	10 + 2	Yes	GA
1	MMV	2008	7 + 0	No	GA
1	SMV	2008	7 + 0	No	GA
1	MMV	2017		No	GA
1	MMV	2016		No	GA

15

ODOT Status of Public Transit in Ohio



Champaign Transit System

1512 S US Highway
 Urbana, OH 43078
 P (937) 653-8777 F (937) 653-3196

Gary Ledford, Director
 ctsgl@ctcn.net
 www.co.champaign.oh.us - Transit Dept.

Grantee

Champaign County Board of Commissioners
 1512 U.S. Highway 68
 Suite K 100
 Urbana, OH 43078
 Bob Corbett, Board President
 bcorbet@co.champaign.oh.us
 P (937) 484-1611 F (937) 484-1609

System Characteristics

Sys Type: Demand Response
Sys Area: Champaign County
Sys Sq Mi: 429
Sys Pop:

Service Hours	Fixed Route	Demand Resp
Weekdays	-	8:00AM-5:00PM
Saturdays	-	-
Sundays	-	-

Fares	Fixed Route	Demand Resp
Base	\$ 0.00	\$ 2.00
Youth	\$ 0.00	\$ 1.00
E & D	\$ 0.00	\$ 1.00
Transfers	\$ 0.00	\$ 0.00

Zone 1-\$2.50, Zone 2-\$3.50, Zone 3-\$4.00

Service Statistics	Fixed Route	Demand Resp
Annual Pass. Trips:	0	26,662
Annual E & D	0	19,106
Annual Vehicle Miles:	0	224,146
Annual Vehicle Hours:	0	17,863

Personnel (FTE)	Fixed Route	Demand Resp
Operations:	0	14
General Administration:	0	2
Total:	0	16

Provider

Fixed Route:
 Champaign Transit System
 308 D Miami Street
 Urbana, OH 43078
 Contact: Gary Ledford, Director
 P (937) 653-8777 F (937) 653-3196
 ctsgl@ctcn.net

Demand Response:
 Same As Agency

Additional Contact Information

Administrative Assistant
 Cindy Foster-Baker (937) 653-8747
 cts@ctcn.net
Dispatcher
 Denese Barr (937) 653-8747
 dbarr@ctcn.net
Board President
 Bob Corbett (937) 484-1611
 bcorbet@co.champaign.oh.us

ODOT Status of Public Transit in Ohio

Champaign Transit System--continued

Operating Expenses	Fixed Route	Demand Resp
Total Operating Costs:	\$ 0	\$ 284,693
Total Admin Costs:	\$ 0	\$ 153,352
Total System Cost:	\$ 0	\$ 438,045

Operating Funds	Fixed Route	Demand Resp
Federal Assistance:	\$ 0	\$ 154,281
State Assistance:	\$ 0	\$ 7,689
State E&D Assistance:	\$ 0	\$ 11,284
Local Assistance:	\$ 0	\$ 45,052
Passenger Fares:	\$ 0	\$ 26,581
Contract Fares:	\$ 0	\$ 189,851
Other Revenues:	\$ 0	\$ 3,307
Total Revenues:	\$ 0	\$ 438,045

Capital Funds	Fixed Route	Demand Resp
Local Assistance:	\$ 0	\$ 0
State Assistance:	\$ 0	\$ 0
Federal Assistance:	\$ 0	\$ 0
Tot. Cap. Funds Awd:	\$ 0	\$ 0

Dedicated Local Funding Sources

Other Local Funding Sources:

Performance Measures	Fixed Route	Demand Resp
Operating Recovery Ratio:	0.00%	49.41%
Cost Per Mile:	\$0.00	\$1.95
Cost Per Trip:	\$0.00	\$16.43
Trips Per Mile:	0.00	0.12
Trips Per Hour:	0.00	1.49

Vehicle Summary					
#	Type	Year	Seating	Accessible	Fuel
2	LTV-N	2016	8 + 2	Yes	GA
1	MMV	2016	6 + 1	Yes	GA
1	MMV	2013	5 + 1	Yes	GA
1	MMV	2015	4 + 1	Yes	GA
1	MMV	2015	6 + 1	Yes	GA
1	MMV	2017	6 + 1	Yes	GA
2	MMV	2017	4 + 2	Yes	GA
2	MMV	2007	5 + 1	Yes	GA
1	CV	2005	9 + 2	Yes	GA
2	CV	2004	10 + 2	Yes	GA
2	MMV	2014		No	GA
1	CV	2012	10 + 1	Yes	GA

ODOT Status of Public Transit in Ohio



Chillicothe Transit System

575 E. 7th Street
 Chillicothe, OH 45601
 P (740) 773-1569 F (740) 773-2817

Mike Green, Transit Director
 Mike.green@chillicotheoh.gov
<http://ci.chillicothe.oh.us/TransitDepartment.aspx>

Grantee

City of Chillicothe
 35 South Paint Street
 Chillicothe, OH 45601
 Luke Feeney, Mayor
 lfeeney@chillicotheoh.gov
 P (740) 775-3955 F (740) 773-2072

System Characteristics

Sys Type: Fixed Route & Demand Response
Sys Area: City of Chillicothe
Sys Sq Mi: 11
Sys Pop: 21,923

Service Hours	Fixed Route	Demand Resp
Weekdays	6:00AM-9:30PM	6:00AM-9:30PM
Saturdays	10:00AM-5:30PM	10:00AM-5:30PM
Sundays	-	-

Fares	Fixed Route	Demand Resp
Base	\$ 1.00	\$ 1.00
Youth	\$ 0.00	\$ 0.00
E & D	\$ 0.50	\$ 1.00
Transfers	\$ 0.00	\$ 0.00

"Monthly passes available.

Service Statistics	Fixed Route	Demand Resp
Annual Pass. Trips:	122,000	77,099
Annual E & D	0	49,980
Annual Vehicle Miles:	231,281	556,113
Annual Vehicle Hours:	14,723	25,116

Personnel (FTE)	Fixed Route	Demand Resp
Operations:	9	22
General Administration:	1	4
Total:	10	26

Provider

Fixed Route:
 Chillicothe Transit System
 575 East 7th St
 Chillicothe, OH 45601
 Contact: Mike Green, Transit Director
 P (740) 773-1569 F (740) 773-2817
 Mike.green@chillicotheoh.gov

Demand Response:
 Same As Agency

Additional Contact Information

Mayor
 Luke Feeney (740) 775-3955
 lfeeney@chillicotheoh.gov
Fleet Manager
 Mark Mathews (740) 773-1569
 m.mathews@ci.chillicothe.oh.us

ODOT Status of Public Transit in Ohio

Chillicothe Transit System--continued

Operating Expenses	Fixed Route	Demand Resp
Total Operating Costs:	\$ 1,200,328	\$ 2,330,049
Total Admin Costs:	\$ 223,226	\$ 433,321
Total System Cost:	\$ 1,423,554	\$ 2,763,370

Operating Funds	Fixed Route	Demand Resp
Federal Assistance:	\$ 454,597	\$ 882,454
State Assistance:	\$ 133,006	\$ 0
State E&D Assistance:	\$ 0	\$ 13,124
Local Assistance:	\$ 200,260	\$ 617,872
Passenger Fares:	\$ 17,241	\$ 33,467
Contract Fares:	\$ 601,385	\$ 1,167,395
Other Revenues:	\$ 22,482	\$ 43,641
Total Revenues:	\$ 1,428,971	\$ 2,757,953

Capital Funds	Fixed Route	Demand Resp
Local Assistance:	\$ 0	\$ 0
State Assistance:	\$ 0	\$ 0
Federal Assistance:	\$ 197,784	\$ 0
Tot. Cap. Funds Awd:	\$ 197,784	\$ 0

Dedicated Local Funding Sources

Tax Levy

Other Local Funding Sources:

Proceeds from Vending Machine
Advertising Sales
Sold Maintenance

Performance Measures	Fixed Route	Demand Resp
Operating Recovery Ratio:	43.46%	43.46%
Cost Per Mile:	\$6.16	\$4.97
Cost Per Trip:	\$11.67	\$35.84
Trips Per Mile:	0.53	0.14
Trips Per Hour:	8.29	3.07

Vehicle Summary

#	Type	Year	Seating	Accessible	Fuel
2	LTV-HC	2011	16 + 3	Yes	GA
1	B30-LD	2010	16 + 2	Yes	GA
3	LTV-HC	2010	16 + 2	Yes	GA
1	LTN	2007	16 + 2	Yes	GA
3	B30-LD	2009	30 + 3	Yes	GA
3	LTV-HC	2017	16 + 3	Yes	GA
2	LTV-HC	2015	12 + 3	Yes	GA
2	LTV-HC	2013	12 + 3	Yes	DF
2	LTV-HC	2013	12 + 3	Yes	GA
2	LTV-HC	2016	16 + 3	Yes	GA

21

ODOT Status of Public Transit in Ohio



Columbiana County/Community Action Rural Transit System (CARTS)

7880 Lincole Place
Lisbon, OH 44432
P (330) 424-4015 F (330) 424-3731

Shari Green, Transportation Director
shari.green@caaofcc.org
www.caaofcc.org/

Grantee

Community Action Agency of Columbiana
County
7880 Lincole Place
Lisbon, OH 44432
Tom Andrews, Chief Executive Officer
tom.andrews@caaofcc.org
P (330) 424-4015 F (330) 424-3731

System Characteristics

Sys Type: Demand Response
Sys Area: Columbiana County
Sys Sq Mi: 535
Sys Pop: 112,075

Service Hours	Fixed Route	Demand Resp
Weekdays	-	5:30AM-6:00PM
Saturdays	-	8:30AM-4:00PM
Sundays	-	-

Fares	Fixed Route	Demand Resp
Base	\$ 0.00	\$ 1.80
Youth	\$ 0.00	\$ 0.00
E & D	\$ 0.00	\$ 0.90
Transfers	\$ 0.00	\$ 0.00

Intown \$1.80; City to City \$3.30; Zone to Zone \$4.30;
1/2 E&D for each fare

Service Statistics	Fixed Route	Demand Resp
Annual Pass. Trips:	0	75,642
Annual E & D	0	41,821
Annual Vehicle Miles:	0	1,072,596
Annual Vehicle Hours:	0	58,034

Personnel (FTE)	Fixed Route	Demand Resp
Operations:	0	55
General Administration:	0	5
Total:	0	60

Provider

Fixed Route:
Columbiana County/Community Action Rural Transit System (CARTS
7880 Lincole Place
Lisbon, OH 44432
Contact: Shari Green, Transportation Director
P (330) 424-4015 F (330) 424-3731
shari.green@caaofcc.org

Demand Response:
Same As Agency

Additional Contact Information

IT Manager
Phillip Smith (330) 424-7221
psmith@caaofcc.org
Mobility Manager
Gina Leslie (330) 424-4015
gina.leslie@caaofcc.org
Chief Executive Officer
Tom Andrews (330) 424-7221
tom.andrews@caaofcc.org

ODOT Status of Public Transit in Ohio

Columbiana County/Community Action Rural Transit System (CARTS)- -continued

Operating Expenses	Fixed Route	Demand Resp
Total Operating Costs:	\$ 0	\$ 1,484,625
Total Admin Costs:	\$ 0	\$ 725,563
Total System Cost:	\$ 0	\$ 2,210,188

Operating Funds	Fixed Route	Demand Resp
Federal Assistance:	\$ 0	\$ 1,130,383
State Assistance:	\$ 0	\$ 20,000
State E&D Assistance:	\$ 0	\$ 19,241
Local Assistance:	\$ 0	\$ 0
Passenger Fares:	\$ 0	\$ 69,588
Contract Fares:	\$ 0	\$ 962,902
Other Revenues:	\$ 0	\$ 8,074
Total Revenues:	\$ 0	\$ 2,210,188

Capital Funds	Fixed Route	Demand Resp
Local Assistance:	\$ 0	\$ 0
State Assistance:	\$ 0	\$ 0
Federal Assistance:	\$ 0	\$ 141,181
Tot. Cap. Funds Awd:	\$ 0	\$ 141,181

Dedicated Local Funding Sources
CCDJFS - NET
The Counseling Center
Salem Community Hospital
Senior Link
Utica Shale Academy
Kent State
Family Recovery
Columbiana County Career
Vista Center

Other Local Funding Sources:

Performance Measures	Fixed Route	Demand Resp
Operating Recovery Ratio:	0.00%	46.72%
Cost Per Mile:	\$0.00	\$2.06
Cost Per Trip:	\$0.00	\$29.22
Trips Per Mile:	0.00	0.07
Trips Per Hour:	0.00	1.30

ODOT Status of Public Transit in Ohio

Vehicle Summary

#	Type	Year	Seating	Accessible	Fuel
2	LTN	2016	6 + 2	Yes	GA
1	LTN	2016	8 + 2	Yes	GA
1	LTN	2016	9 + 2	Yes	GA
1	MMV	2016	5 + 1	Yes	GA
1	LTV-FS	2013	12 + 2	Yes	GA
1	SMV	2013	7 + 0	No	GA
3	LTN	2015	6 + 2	Yes	GA
1	LTN	2015	8 + 2	Yes	GA
1	MMV	2015	5 + 1	Yes	GA
4	MMV	2015	6 + 1	Yes	GA
1	LTN	2010	8 + 2	Yes	GA
2	LTN	2010	6 + 3	Yes	GA
1	LTN	2011	8 + 2	Yes	GA
4	LTN	2011	6 + 3	Yes	GA
1	LTV-FS	2011	12 + 2	Yes	GA
1	MMV	2012	5 + 1	Yes	GA
1	SMV	2012	5 + 0	No	GA
1	LTN	2014	9 + 2	Yes	GA
4	LTV-FS	2014	12 + 3	Yes	GA

ODOT Status of Public Transit in Ohio



Fayette County Transportation Program

1400 US Route 22, NW
 Washington Court House, OH 43160
 P (740) 335-9628 F (740) 335-6802

Joy Stanforth, Transit Director
jstanforth@cacfayettecounty.org
<http://www.cacfayettecounty.org/Transportation.htm>

Grantee

Community Action of Fayette County
 1400 US Route 22 NW
 Washington Court House, OH 43160
 Bambi Baughn, Executive Director
bbaughn@cacfayettecounty.org
 P (740) 335-7282 F (740) 335-6802

System Characteristics

Sys Type: Demand Response
Sys Area: Fayette County
Sys Sq Mi: 408
Sys Pop: 28,433

Service Hours	Fixed Route	Demand Resp
Weekdays	-	5:00AM-11:45PM
Saturdays	-	5:00AM-11:45PM
Sundays	-	-

Fares	Fixed Route	Demand Resp
Base	\$ 0.00	\$ 0.00
Youth	\$ 0.00	\$ 0.00
E & D	\$ 0.00	\$ 0.00
Transfers	\$ 0.00	\$ 0.00

WCH city trip \$1.00, E&D \$.50 County services \$1.50,
 E&D \$.75 Out of County services \$2.50 per mile

Service Statistics	Fixed Route	Demand Resp
Annual Pass. Trips:	0	43,836
Annual E & D	0	4,307
Annual Vehicle Miles:	0	335,632
Annual Vehicle Hours:	0	5,973

Personnel (FTE)	Fixed Route	Demand Resp
Operations:	0	22
General Administration:	0	6
Total:	0	28

Provider

Fixed Route:
 Fayette County Transportation Program
 1400 US Route 22, NW
 Washington Courthouse, OH 43160
 Contact: Joy Stanforth, Transit Director
 P (740) 335-9628 F (740) 335-6802
jstanforth@cacfayettecounty.org

Demand Response:
 Same As Agency

Additional Contact Information

Executive Director
 Bambi Baughn (740) 335-7282
bbaughn@cacfayettecounty.org

Fiscal Officer
 Angela Siler (740) 335-7282
asiler@cacfayettecounty.org

Mobility Manager
 Mekia Rhoades (740) 335-9628
mrhoades@cacfayettecounty.org

Operations Manager
 Angie Mann (740) 335-9628
amann@cacfayettecounty.org

ODOT Status of Public Transit in Ohio

Fayette County Transportation Program--continued

Operating Expenses	Fixed Route	Demand Resp
Total Operating Costs:	\$ 0	\$ 667,243
Total Admin Costs:	\$ 0	\$ 199,161
<hr/>		
Total System Cost:	\$ 0	\$ 866,404

Operating Funds	Fixed Route	Demand Resp
Federal Assistance:	\$ 0	\$ 380,356
State Assistance:	\$ 0	\$ 87,570
State E&D Assistance:	\$ 0	\$ 2,677
Local Assistance:	\$ 0	\$ 24,565
Passenger Fares:	\$ 0	\$ 18,280
Contract Fares:	\$ 0	\$ 351,181
Other Revenues:	\$ 0	\$ 1,775
<hr/>		
Total Revenues:	\$ 0	\$ 866,404

Capital Funds	Fixed Route	Demand Resp
Local Assistance:	\$ 0	\$ 0
State Assistance:	\$ 0	\$ 0
Federal Assistance:	\$ 0	\$ 0
<hr/>		
Tot. Cap. Funds Awd:	\$ 0	\$ 0

Dedicated Local Funding Sources

Other Local Funding Sources:

Performance Measures	Fixed Route	Demand Resp
Operating Recovery Ratio:	0.00%	42.64%
Cost Per Mile:	\$0.00	\$2.58
Cost Per Trip:	\$0.00	\$19.76
Trips Per Mile:	0.00	0.13
Trips Per Hour:	0.00	7.34

Vehicle Summary					
#	Type	Year	Seating	Accessible	Fuel
1	MMV	2014	5 + 1	Yes	GA
2	LTN	2010	8 + 2	Yes	GA
3	MMV	2010	6 + 2	Yes	GA
1	LTN	2009	8 + 2	Yes	GA
1	LTN	2008	8 + 2	Yes	GA
1	MMV	2008	4 + 2	Yes	GA
1	MMV	2008	6 + 2	Yes	GA
1	LTN	2006	10 + 2	Yes	GA
1	LTV-N	2013	8 + 2	Yes	GA

12

ODOT Status of Public Transit in Ohio



Geauga County Transit

12555 Merritt Road
 Chardon, OH 44024
 P (440) 279-2156 F (440) 285-9476

JoAnna Santilli, Driver Supervisor, Dispatch Supervisor
 jlbrace@geaugatransit.org
 www.geaugatransit.org/

Grantee

Geauga County Board of Commissioners
 470 Center Street
 Building 4
 Chardon, OH 44024
 Mike Kasper, Director
 mkasper@geaugatransit.org
 P (440) 279-2156 F (440) 285-9476

Provider

Fixed Route:
 N/A
Demand Response:
 Same As Agency

Additional Contact Information

Operations, Vehicle Maintenance, & IT Manager & PTMS Coordinator
 Jack Jackson (440) 279-2153
 j.jackson@geaugatransit.org
Marketing & Human Resources Manager
 Kate Weybrecht (440) 279-2152
 k.weybrecht@geaugatransit.org
Director
 Mike Kasper (440) 279-2156
 mkasper@geaugatransit.org

System Characteristics

Sys Type: Demand Response
Sys Area: Geauga County
Sys Sq Mi: 414
Sys Pop: 90,895

Service Hours	Fixed Route	Demand Resp
Weekdays	-	6:00AM-9:00PM
Saturdays	-	-
Sundays	-	-

Fares	Fixed Route	Demand Resp
Base	\$ 0.00	\$ 6.00
Youth	\$ 0.00	\$ 3.00
E & D	\$ 0.00	\$ 3.00
Transfers	\$ 0.00	\$ 0.00

Extra stops are \$1.00 each, Out of County Travel
 \$12.00 full fare, \$6.00 1/2 fare, 5 and under free.
 Youth 6-17yrs 1/2 fare

Service Statistics	Fixed Route	Demand Resp
Annual Pass. Trips:	0	43,580
Annual E & D	0	34,156
Annual Vehicle Miles:	0	425,852
Annual Vehicle Hours:	0	18,875

Personnel (FTE)	Fixed Route	Demand Resp
Operations:	0	25
General Administration:	0	3
Total:	0	28

ODOT Status of Public Transit in Ohio

Geauga County Transit--continued

Operating Expenses	Fixed Route	Demand Resp
Total Operating Costs:	\$ 0	\$ 1,132,401
Total Admin Costs:	\$ 0	\$ 259,565
<hr/>		
Total System Cost:	\$ 0	\$ 1,391,966

Operating Funds	Fixed Route	Demand Resp
Federal Assistance:	\$ 0	\$ 738,605
State Assistance:	\$ 0	\$ 183,995
State E&D Assistance:	\$ 0	\$ 55,935
Local Assistance:	\$ 0	\$ 28,636
Passenger Fares:	\$ 0	\$ 98,824
Contract Fares:	\$ 0	\$ 261,532
Other Revenues:	\$ 0	\$ 24,439
<hr/>		
Total Revenues:	\$ 0	\$ 1,391,966

Capital Funds	Fixed Route	Demand Resp
Local Assistance:	\$ 0	\$ 0
State Assistance:	\$ 0	\$ 0
Federal Assistance:	\$ 0	\$ 0
<hr/>		
Tot. Cap. Funds Awd:	\$ 0	\$ 0

Dedicated Local Funding Sources

Other Local Funding Sources:

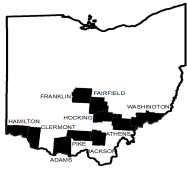
Geauga County Board of Commissioners
 Dept. On Aging
 Job & Family Services
 Advertising Revenue

Performance Measures	Fixed Route	Demand Resp
Operating Recovery Ratio:	0.00%	25.89%
Cost Per Mile:	\$0.00	\$3.27
Cost Per Trip:	\$0.00	\$31.94
Trips Per Mile:	0.00	0.10
Trips Per Hour:	0.00	2.31

Vehicle Summary					
#	Type	Year	Seating	Accessible	Fuel
6	LTV-FS	2013	12 + 2	Yes	DF
2	LTV-HC	2015	12 + 2	Yes	GA
2	LTV-HC	2016	12 + 2	Yes	GA
1	MMV	2016	5 + 1	Yes	GA
1	LTV-HC	2017	12 + 2	Yes	GA
1	CV	2004	7 + 1	Yes	DF
2	LTV-HC	2014	12 + 2	Yes	GA
3	LTV-FS	2012	12 + 2	Yes	DF

18

ODOT Status of Public Transit in Ohio



GoBus Rural Intercity Bus Service

3 Cardaras Drive
 Glouster, OH 45732
 P (740) 767-4500 F (800) 686-1093

Jessica Stroh, Transportation Division Director
 jessica.stroh@hapcap.org
 www.RideGoBus.com

Grantee

GoBus Rural Intercity Bus Service
 3 Cardaras Drive
 Glouster, OH 45732
 Jessica Stroh, Transportation Division Director
 jessica.stroh@hapcap.org
 P (740) 767-4500 F (800) 686-1093

System Characteristics

Sys Type: Fixed Route & Demand Response
Sys Area: Ohio
Sys Sq Mi:
Sys Pop:

Service Hours	Fixed Route	Demand Resp
Weekdays	4:00am-11:00pm	-
Saturdays	4:00am-11:00pm	-
Sundays	4:00am-11:00pm	-

Fares	Fixed Route	Demand Resp
Base	\$ 0.00	\$ 0.00
Youth	\$ 0.00	\$ 0.00
E & D	\$ 0.00	\$ 0.00
Transfers	\$ 0.00	\$ 0.00

varies based on mileage \$5-\$25

Service Statistics	Fixed Route	Demand Resp
Annual Pass. Trips:	91,501	0
Annual E & D	0	0
Annual Vehicle Miles:	804,714	0
Annual Vehicle Hours:	20,699	0

Personnel (FTE)	Fixed Route	Demand Resp
Operations:	21	0
General Administration:	4	0
Total:	25	0

Provider

Fixed Route:
 Barons Bus
 12800 Brookpark Rd.
 Cleveland, OH 44130
 Contact: John Goebel, Vice President, Barons Bus
 P (888) 378-3823 F
 jgoebel@baronsbus.com

Demand Response:
 Same As Agency

Additional Contact Information

Transportation Coordinator
 Carolyn Conley (740) 767-4500
 carolyn.conley@hapcap.org
Executive Director
 Doug Stanley (740) 764-4500
 stanleyd@hapcap.org
Vice President, Barons Bus
 John Goebel (440) 882-3703
 jgoebel@baronsbus.com

ODOT Status of Public Transit in Ohio

GoBus Rural Intercity Bus Service--continued

Operating Expenses	Fixed Route	Demand Resp
Total Operating Costs:	\$ 8,250,075	\$ 0
Total Admin Costs:	\$ 341,227	\$ 0
<hr/>		
Total System Cost:	\$ 8,591,302	\$ 0

Operating Funds	Fixed Route	Demand Resp
Federal Assistance:	\$ 1,898,082	\$ 0
State Assistance:	\$ 0	\$ 0
State E&D Assistance:	\$ 0	\$ 0
Local Assistance:	\$ 0	\$ 0
Passenger Fares:	\$ 1,640,778	\$ 0
Contract Fares:	\$ 0	\$ 0
Other Revenues:	\$ 3,299,451	\$ 0
<hr/>		
Total Revenues:	\$ 6,838,311	\$ 0

Capital Funds	Fixed Route	Demand Resp
Local Assistance:	\$ 0	\$ 0
State Assistance:	\$ 0	\$ 0
Federal Assistance:	\$ 0	\$ 0
<hr/>		
Tot. Cap. Funds Awd:	\$ 0	\$ 0

Dedicated Local Funding Sources

Other Local Funding Sources:

Greyhound In-Kind Match
 Advertisement Income
 Investment Income

Performance Measures	Fixed Route	Demand Resp
Operating Recovery Ratio:	19.10%	0.00%
Cost Per Mile:	\$10.68	\$0.00
Cost Per Trip:	\$93.89	\$0.00
Trips Per Mile:	0.11	0.00
Trips Per Hour:	4.42	0.00

Vehicle Summary					
#	Type	Year	Seating	Accessible	Fuel
3	B45-HD	2011	50 + 2	Yes	DF
3	B60-HD	2011	50 + 2	Yes	DF

6

ODOT Status of Public Transit in Ohio



Greenville Transit System

1425 KitchenAid Way
 Greenville, OH 45331
 P (937) 548-0437 F (937) 548-1704

Pamela Garland, Public Transportation Director
 pgarland@cityofgreenville.org
 www.cityofgreenville.org

Grantee

City of Greenville
 100 Public Square
 Greenville, OH 45331
 Stephen Willman, Mayor
 swillman@cityofgreenville.org
 P (937) 548-1819 F (937) 548-1704

System Characteristics

Sys Type: Demand Response
Sys Area: City of Greenville, and selected locations in Darke County
Sys Sq Mi: 7
Sys Pop: 13,187

Service Hours	Fixed Route	Demand Resp
---------------	-------------	-------------

Weekdays	-	6:00AM-7:00PM
Saturdays	-	8:00AM-7:00PM
Sundays	-	8:00AM-1:00PM

Fares	Fixed Route	Demand Resp
-------	-------------	-------------

Base	\$ 0.00	\$ 3.00
Youth	\$ 0.00	\$ 1.00
E & D	\$ 0.00	\$ 1.50
Transfers	\$ 0.00	\$ 0.00

Above is for City. Youth rate (5-17 YOA) is when accompanied by a paying adult. Under 5 ride for free when accompanied by paying adult. Limited county rates are on a zone system outside city limits. 1.1-3 miles \$5.00; 3.1-5 miles \$8.00; 5.1-7 miles \$12.00; over 7.1 miles \$25.00 inside Darke County limits and originating or ending in Greenville. cost may be split between more than one person if being picked up and dropped off at the same location

Service Statistics	Fixed Route	Demand Resp
--------------------	-------------	-------------

Annual Pass. Trips:	0	50,055
Annual E & D	0	34,642
Annual Vehicle Miles:	0	132,168
Annual Vehicle Hours:	0	13,878

Personnel (FTE)	Fixed Route	Demand Resp
-----------------	-------------	-------------

Operations:	0	10
General Administration:	0	3
Total:	0	13

Provider

Fixed Route:
 Greenville Transit System
 1425 KitchenAid Way
 Greenville, OH 45331
 Contact: Pamela Garland, Public Transportation Director
 P (937) 548-0437 F (937) 548-1704
 pgarland@cityofgreenville.org

Demand Response:
 MV Transportation
 1425 KitchenAid Way
 Greenville, OH 45331
 Contact: Lucretia Kenworthy, General Manager
 P (937) 548-0437 F (937) 548-1704
 lucretia.kenworthy@mvtransit.com

Additional Contact Information

Mayor
 Stephen Willman (937) 548-1819
 swillman@cityofgreenville.org
General Manager, MV Transportation
 Lucretia Kenworthy (937) 548-0437
 lucretia.kenworthy@mvtransit.com

ODOT Status of Public Transit in Ohio

Greenville Transit System--continued

Operating Expenses	Fixed Route	Demand Resp
Total Operating Costs:	\$ 0	\$ 518,523
Total Admin Costs:	\$ 0	\$ 123,854
Total System Cost:	\$ 0	\$ 642,377

Operating Funds	Fixed Route	Demand Resp
Federal Assistance:	\$ 0	\$ 305,561
State Assistance:	\$ 0	\$ 100,444
State E&D Assistance:	\$ 0	\$ 42,138
Local Assistance:	\$ 0	\$ 45,308
Passenger Fares:	\$ 0	\$ 73,619
Contract Fares:	\$ 0	\$ 52,818
Other Revenues:	\$ 0	\$ 22,489
Total Revenues:	\$ 0	\$ 642,377

Capital Funds	Fixed Route	Demand Resp
Local Assistance:	\$ 0	\$ 0
State Assistance:	\$ 0	\$ 0
Federal Assistance:	\$ 0	\$ 4,446
Tot. Cap. Funds Awd:	\$ 0	\$ 4,446

Dedicated Local Funding Sources

Other Local Funding Sources:

general fund
advertising
in-kind

Performance Measures	Fixed Route	Demand Resp
Operating Recovery Ratio:	0.00%	19.68%
Cost Per Mile:	\$0.00	\$4.86
Cost Per Trip:	\$0.00	\$12.83
Trips Per Mile:	0.00	0.38
Trips Per Hour:	0.00	3.61

Vehicle Summary					
#	Type	Year	Seating	Accessible	Fuel
1	LTV-FS	2011	16 + 2	Yes	GA
2	LTN	2008	8 + 2	Yes	GA
1	LTN	2008	12 + 2	Yes	GA
1	LTV-FS	2008	12 + 2	Yes	GA
2	LTN	2013	6 + 3	Yes	GA

7

ODOT Status of Public Transit in Ohio



Hancock Area Transportation Services (HATS)

122 Jefferson Street
 Findlay, OH 45839
 P (419) 423-3755 F (419) 423-4115

Joshua Anderson, Executive Director
 janderson@hhwpcac.com
<http://www.hhwpcac.org>

Grantee

HHWP Community Action Commission
 122 Jefferson Street
 P.O. Box 179
 Findlay, OH 45839
 Joshua Anderson, Executive Director
 janderson@hhwpcac.com
 P (419) 423-3755 F (419) 423-4115

System Characteristics

Sys Type: Demand Response
Sys Area: Hancock County
Sys Sq Mi: 532
Sys Pop: 74,782

Service Hours	Fixed Route	Demand Resp
---------------	-------------	-------------

Weekdays	-	7:15AM-9:30PM
Saturdays	-	7:15AM-4:30PM
Sundays	-	-

Fares	Fixed Route	Demand Resp
-------	-------------	-------------

Base	\$ 0.00	\$ 1.50
Youth	\$ 0.00	\$ 1.50
E & D	\$ 0.00	\$ 0.75
Transfers	\$ 0.00	\$ 0.00
Zone 2 \$2.50		

Service Statistics	Fixed Route	Demand Resp
--------------------	-------------	-------------

Annual Pass. Trips:	0	40,170
Annual E & D	0	21,012
Annual Vehicle Miles:	0	384,053
Annual Vehicle Hours:	0	26,606

Personnel (FTE)	Fixed Route	Demand Resp
-----------------	-------------	-------------

Operations:	0	34
General Administration:	0	6
Total:	0	40

Provider

Fixed Route:
 N/A
Demand Response:
 Hancock Area Transportation Services (HATS)
 122 Jefferson St.
 Findlay, OH 45839
 Contact: Laurie Collins, Transportation Director
 P (419) 423-7261 F (419) 423-7057
 lcollins@hhwpcac.com

Additional Contact Information

Transportation Coordinator
 Sandy Harmon (419) 423-7261
 sharmon@hhwpcac.com
Transportation Supervisor
 John Wolf (419) 423-7261
 jwolf@hhwpcac.com
Director of Transportation
 Laurie Collins (419) 423-7261
 lcollins@hhwpcac.com

ODOT Status of Public Transit in Ohio

Hancock Area Transportation Services (HATS)--continued

Operating Expenses	Fixed Route	Demand Resp
Total Operating Costs:	\$ 0	\$ 750,425
Total Admin Costs:	\$ 0	\$ 255,663
<hr/>		
Total System Cost:	\$ 0	\$ 1,006,088

Operating Funds	Fixed Route	Demand Resp
Federal Assistance:	\$ 0	\$ 481,390
State Assistance:	\$ 0	\$ 170,895
State E&D Assistance:	\$ 0	\$ 11,771
Local Assistance:	\$ 0	\$ 198,757
Passenger Fares:	\$ 0	\$ 51,586
Contract Fares:	\$ 0	\$ 91,329
Other Revenues:	\$ 0	\$ 360
<hr/>		
Total Revenues:	\$ 0	\$ 1,006,088

Capital Funds	Fixed Route	Demand Resp
Local Assistance:	\$ 0	\$ 0
State Assistance:	\$ 0	\$ 0
Federal Assistance:	\$ 0	\$ 0
<hr/>		
Tot. Cap. Funds Awd:	\$ 0	\$ 0

Dedicated Local Funding Sources
 United Way Hancock Co

Other Local Funding Sources:

Performance Measures	Fixed Route	Demand Resp
Operating Recovery Ratio:	0.00%	14.21%
Cost Per Mile:	\$0.00	\$2.62
Cost Per Trip:	\$0.00	\$25.05
Trips Per Mile:	0.00	0.10
Trips Per Hour:	0.00	1.51

Vehicle Summary					
#	Type	Year	Seating	Accessible	Fuel
1	AO	2009	7 + 0	No	GA
2	LTN	2009	8 + 2	Yes	GA
2	LTN	2009	4 + 4	Yes	GA
1	SMV	2006	6 + 0	No	GA
2	LTN	2011	4 + 4	Yes	GA
2	LTN	2010	4 + 4	Yes	GA
2	MMV	2010	4 + 1	Yes	GA
1	MMV	2012	4 + 0	No	GA

13

ODOT Status of Public Transit in Ohio



Harrison County Public Transit

536 North Main Street
 Cadiz, OH 43907
 P (740) 942-1369 F (740) 942-2032

Karen Couch, Transportation Director
 kc@harrisoncountyohio.org
www.harrisoncountyohio.org/ed/demographics/demographics.htm

Grantee

Harrison County Public Transit Board
 536 North Main Street
 Cadiz, OH 43907
 Karen Couch, Transportation Director
 kc@harrisoncountyohio.org
 P (740) 942-1369 F (740) 942-2032

Provider

Fixed Route:
 N/A
Demand Response:
 Same As Agency

Additional Contact Information

System Characteristics

Sys Type: Demand Response
Sys Area: Harrison County
Sys Sq Mi: 411
Sys Pop: 15,543

Service Hours	Fixed Route	Demand Resp
Weekdays	-	5:00AM-5:00PM
Saturdays	-	-
Sundays	-	-

Fares	Fixed Route	Demand Resp
Base	\$ 0.00	\$ 0.00
Youth	\$ 0.00	\$ 0.00
E & D	\$ 0.00	\$ 0.00
Transfers	\$ 0.00	\$ 0.00

\$2.00 within the Cadiz Village. \$4.00 per one way trip within the County. Out of County fares \$10.00 up to forty (40) miles per one way trip and additional twenty five (25)cents per mile over forty (40) miles.

Service Statistics	Fixed Route	Demand Resp
Annual Pass. Trips:	0	13,034
Annual E & D	0	5,102
Annual Vehicle Miles:	0	195,405
Annual Vehicle Hours:	0	13,044

Personnel (FTE)	Fixed Route	Demand Resp
Operations:	0	18
General Administration:	0	2
Total:	0	20

ODOT Status of Public Transit in Ohio

Harrison County Public Transit--continued

Operating Expenses	Fixed Route	Demand Resp
Total Operating Costs:	\$ 0	\$ 467,316
Total Admin Costs:	\$ 0	\$ 164,259
Total System Cost:	\$ 0	\$ 631,575

Operating Funds	Fixed Route	Demand Resp
Federal Assistance:	\$ 0	\$ 160,672
State Assistance:	\$ 0	\$ 10,000
State E&D Assistance:	\$ 0	\$ 0
Local Assistance:	\$ 0	\$ 0
Passenger Fares:	\$ 0	\$ 71,741
Contract Fares:	\$ 0	\$ 389,162
Other Revenues:	\$ 0	\$ 0
Total Revenues:	\$ 0	\$ 631,575

Capital Funds	Fixed Route	Demand Resp
Local Assistance:	\$ 0	\$ 0
State Assistance:	\$ 0	\$ 0
Federal Assistance:	\$ 0	\$ 108,759
Tot. Cap. Funds Awd:	\$ 0	\$ 108,759

Dedicated Local Funding Sources
DJFS
UMWA
Other Local Funding Sources:

Performance Measures	Fixed Route	Demand Resp
Operating Recovery Ratio:	0.00%	72.98%
Cost Per Mile:	\$0.00	\$3.23
Cost Per Trip:	\$0.00	\$48.46
Trips Per Mile:	0.00	0.07
Trips Per Hour:	0.00	1.00

Vehicle Summary					
#	Type	Year	Seating	Accessible	Fuel
1	LTN	2012	8 + 3	Yes	GA
4	MMV	2010	4 + 2	Yes	GA
1	SMV	2011	6 + 0	No	GA
1	LTN	2006	10 + 2	Yes	DF
1	MMV	2007	4 + 2	Yes	GA
1	SMV	2007	6 + 0	No	GA
1	SMV	2008	6 + 0	No	GA
3	MMV	2016	5 + 1	Yes	GA

13

ODOT Status of Public Transit in Ohio

Horizons of Tuscarawas & Carroll Counties, Inc.



220 W. 4th Street
 Dover, OH 44622
 P (330) 364-5415 F (330) 364-4359

Donna Merrill, Executive Director
 dmerrill@htcci.org
<http://www.horizonsoftuscandcarroll.org>

Grantee

Horizons of Tuscarawas & Carroll Counties,
 Inc.
 220 W. 4th Street
 Dover, OH 44622
 Donna Merrill, Executive Director
 dmerrill@htcci.org
 P (330) 364-5415 F (330) 364-4359

System Characteristics

Sys Type: Demand Response
Sys Area: Tuscarawas County
Sys Sq Mi: 572
Sys Pop: 92,582

Service Hours	Fixed Route	Demand Resp
Weekdays	-	7am-11pm
Saturdays	-	5am-11pm
Sundays	-	7am-4pm

Fares	Fixed Route	Demand Resp
Base	\$ 0.00	\$ 6.00
Youth	\$ 0.00	\$ 6.00
E & D	\$ 0.00	\$ 6.00
Transfers	\$ 0.00	\$ 0.00

Service Statistics

Annual Pass. Trips:
Annual E & D
Annual Vehicle Miles:
Annual Vehicle Hours:

Personnel (FTE)

Operations:
General Administration:
Total:

Provider

Fixed Route:
 Horizons of Tuscarawas & Carroll Counties, Inc.
 220 W 4th Street
 Dover, OH 44622
 Contact: Donna Merrill, Executive Director
 P (330) 364-5415 F (330) 364-4359
 dmerrill@htcci.org

Demand Response:
 Same As Agency

Additional Contact Information

*Note: 2016 data not available due to recent status of becoming a rural transit provider

ODOT Status of Public Transit in Ohio

Horizons of Tuscarawas & Carroll Counties, Inc.--continued

Operating Expenses	Fixed Route	Demand Resp
Total Operating Costs:	\$	\$
Total Admin Costs:	\$	\$
<hr/>		
Total System Cost:	\$	\$

Operating Funds	Fixed Route	Demand Resp
Federal Assistance:	\$	\$
State Assistance:	\$	\$
State E&D Assistance:	\$	\$
Local Assistance:	\$	\$
Passenger Fares:	\$	\$
Contract Fares:	\$	\$
Other Revenues:	\$	\$
<hr/>		
Total Revenues:	\$	\$

Capital Funds	Fixed Route	Demand Resp
Local Assistance:	\$	\$
State Assistance:	\$	\$
Federal Assistance:	\$	\$
<hr/>		
Tot. Cap. Funds Awd:	\$	\$

Dedicated Local Funding Sources

Other Local Funding Sources:

Performance Measures	Fixed Route	Demand Resp
Operating Recovery Ratio:		
Cost Per Mile:		
Cost Per Trip:		
Trips Per Mile:		
Trips Per Hour:		

Vehicle Summary					
#	Type	Year	Seating	Accessible	Fuel
<hr/>					

ODOT Status of Public Transit in Ohio



Huron County Transit

130 Shady Lane
 Norwalk, OH 44857
 P (419) 668-6245 F (419) 663-2939

Roxanne Sandles, Executive Director
 rsandles@sfaconnection.org
 www.huroncountytransit.net

Grantee

Services for Aging, Inc.
 130 Shady Lane
 Norwalk, OH 44857
 Roxanne Sandles, Executive Director
 rsandles@sfaconnection.org
 P (419) 668-6245 F (419) 663-2939

System Characteristics

Sys Type: Demand Response
Sys Area: Huron County
Sys Sq Mi: 492
Sys Pop: 59,487

Service Hours	Fixed Route	Demand Resp
Weekdays	-	7:00AM-6:30PM
Saturdays	-	-
Sundays	-	-

Fares	Fixed Route	Demand Resp
Base	\$ 0.00	\$ 3.00
Youth	\$ 0.00	\$ 2.00
E & D	\$ 0.00	\$ 0.00
Transfers	\$ 0.00	\$ 0.00

Out-of-County Medical Trips fares vary per destination.

Service Statistics	Fixed Route	Demand Resp
Annual Pass. Trips:	0	20,881
Annual E & D	0	2,610
Annual Vehicle Miles:	0	153,563
Annual Vehicle Hours:	0	8,123

Personnel (FTE)	Fixed Route	Demand Resp
Operations:	0	10
General Administration:	0	1
Total:	0	11

Provider

Fixed Route:
 Huron County Transit
 130 Shady Lane Drive
 Norwalk, OH 44857
 Contact: Roxanne Sandles, Executive Director
 P (419) 668-6245 F (419) 663-2939
 rsandles@sfaconnection.org

Demand Response:
 Same As Agency

Additional Contact Information

Accountant
 Kaye Spoerr (419) 668-6245
 kspoerr@sfaconnection.org

Transportation Supervisor
 Carlos Vazquez (419) 668-6245
 cvazquez@sfaconnection.org

HR/Administrative Assistant
 Sarah Nichelson (419) 668-6245
 snichelson@sfaconnection.org

ODOT Status of Public Transit in Ohio

Huron County Transit--continued

Operating Expenses	Fixed Route	Demand Resp
Total Operating Costs:	\$ 0	\$ 196,677
Total Admin Costs:	\$ 0	\$ 136,796
Total System Cost:	\$ 0	\$ 333,473

Operating Funds	Fixed Route	Demand Resp
Federal Assistance:	\$ 0	\$ 136,860
State Assistance:	\$ 0	\$ 97,316
State E&D Assistance:	\$ 0	\$ 0
Local Assistance:	\$ 0	\$ 24,593
Passenger Fares:	\$ 0	\$ 31,219
Contract Fares:	\$ 0	\$ 18,768
Other Revenues:	\$ 0	\$ 24,717
Total Revenues:	\$ 0	\$ 333,473

Capital Funds	Fixed Route	Demand Resp
Local Assistance:	\$ 0	\$ 8,051
State Assistance:	\$ 0	\$ 0
Federal Assistance:	\$ 0	\$ 89,399
Tot. Cap. Funds Awd:	\$ 0	\$ 97,450

Dedicated Local Funding Sources

Other Local Funding Sources:

Huron County Commissioners

Performance Measures	Fixed Route	Demand Resp
Operating Recovery Ratio:	0.00%	14.99%
Cost Per Mile:	\$0.00	\$2.17
Cost Per Trip:	\$0.00	\$15.97
Trips Per Mile:	0.00	0.14
Trips Per Hour:	0.00	2.57

Vehicle Summary

#	Type	Year	Seating	Accessible	Fuel
1	LTV-N	2016	6 + 3	Yes	GA
2	MV-1	2016	4 + 2	Yes	GA
1	LTN	2013	8 + 2	Yes	GA
1	LTN	2009	8 + 2	Yes	GA
1	MMV	2007	4 + 2	Yes	GA
1	LTN	2006	8 + 2	Yes	GA
2	LTN	2011	4 + 2	Yes	GA
1	LTN	2010	8 + 2	Yes	GA
1	CV	2012	11 + 0	No	GA

11

ODOT Status of Public Transit in Ohio



Knox Area Transit

25 Columbus Road
 Mt. Vernon, OH 43050
 P (740) 392-7026 F (740) 392-7432

Martin McAvoy, Operations Manager
 martinmcavoy@co.knox.oh.us
<http://www.co.knox.oh.us/offices/kat/>

Grantee

Knox County Board of Commissioners
 117 E. High St. Ste 161
 Mt. Vernon, OH 43050
 Matthew Kurtz, Director
 kurtzm@odjfs.state.oh.us
 P (740) 397-4781 F (740) 393-7432

System Characteristics

Sys Type: Demand Response & Point Deviation
Sys Area: Knox County
Sys Sq Mi: 527
Sys Pop: 54,500

Service Hours	Fixed Route	Demand Resp
Weekdays	-	6:00AM-7:00PM
Saturdays	-	8:00AM-5:00PM
Sundays	-	-

Fares	Fixed Route	Demand Resp
Base	\$ 0.00	\$ 4.50
Youth	\$ 0.00	\$ 0.00
E & D	\$ 0.00	\$ 2.25
Transfers	\$ 0.00	\$ 0.00

Zone I - \$4.50; Zone II - \$5.50; Zone III - \$6.50; Zone IV-\$7.50. E&D, 1/2 fare. ;Shuttle Fare \$1.00 E&D 1/2 Fare; Mt. Vernon/Gambier Shuttle-\$1.

Service Statistics	Fixed Route	Demand Resp
Annual Pass. Trips:	0	145,408
Annual E & D	0	47,799
Annual Vehicle Miles:	0	644,049
Annual Vehicle Hours:	0	39,475

Personnel (FTE)	Fixed Route	Demand Resp
Operations:	0	24
General Administration:	0	3
Total:	0	27

Provider

Fixed Route:
 Knox Area Transit
 25 Columbus Rd.
 Mount Vernon, OH 43050
 Contact: Martin McAvoy, Operations Manager
 P (740) 392-7026 F (740) 392-7432
 martinmcavoy@co.knox.oh.us

Demand Response:
 Same As Agency

Additional Contact Information

Director
 Matthew Kurtz (740) 397-5123
 kurtzm@odjfs.state.oh.us
Fiscal Officer
 Jacqueline Myers (740) 393-5307
 myersj02@odjfs.state.oh.us

ODOT Status of Public Transit in Ohio

Knox Area Transit--continued

Operating Expenses	Fixed Route	Demand Resp
--------------------	-------------	-------------

Total Operating Costs:	\$ 0	\$ 1,250,448
Total Admin Costs:	\$ 0	\$ 321,419

Total System Cost:	\$ 0	\$ 1,571,867
--------------------	------	--------------

Operating Funds	Fixed Route	Demand Resp
-----------------	-------------	-------------

Federal Assistance:	\$ 0	\$ 684,818
State Assistance:	\$ 0	\$ 165,981
State E&D Assistance:	\$ 0	\$ 77,062
Local Assistance:	\$ 0	\$ 198,096
Passenger Fares:	\$ 0	\$ 131,734
Contract Fares:	\$ 0	\$ 304,198
Other Revenues:	\$ 0	\$ 9,978

Total Revenues:	\$ 0	\$ 1,571,867
-----------------	------	--------------

Capital Funds	Fixed Route	Demand Resp
---------------	-------------	-------------

Local Assistance:	\$ 0	\$ 0
State Assistance:	\$ 0	\$ 0
Federal Assistance:	\$ 0	\$ 0

Tot. Cap. Funds Awd:	\$ 0	\$ 0
----------------------	------	------

Dedicated Local Funding Sources

Other Local Funding Sources:

Performance Measures	Fixed Route	Demand Resp
----------------------	-------------	-------------

Operating Recovery Ratio:	0.00%	27.73%
---------------------------	-------	--------

Cost Per Mile:	\$0.00	\$2.44
----------------	--------	--------

Cost Per Trip:	\$0.00	\$10.81
----------------	--------	---------

Trips Per Mile:	0.00	0.23
-----------------	------	------

Trips Per Hour:	0.00	3.68
-----------------	------	------

Vehicle Summary					
#	Type	Year	Seating	Accessible	Fuel

2	CV	2012	9 + 2	Yes	GA
1	LTV-FS	2012	14 + 2	Yes	GA
1	MMV	2012	6 + 1	Yes	GA
1	MV-1	2012	4 + 1	Yes	GA
1	LTN	2014	9 + 2	Yes	GA
2	CV	2010	9 + 2	Yes	GA
4	LTN	2010	10 + 2	Yes	GA
1	LTV-FS	2010	14 + 2	Yes	GA
2	CV	2011	9 + 2	Yes	GA
1	MMV	2011	6 + 1	Yes	GA
1	CV	2008	10 + 2	Yes	GA
1	CV	2013	9 + 1	Yes	GA
2	LTN	2015	9 + 2	Yes	GA
1	MMV	2015	6 + 1	Yes	GA
1	LTV-FS	2016	18 + 2	Yes	GA
2	LTV-N	2016	10 + 2	Yes	GA
1	MMV	2016	6 + 1	Yes	GA
5	LTN	2017	9 + 2	Yes	GA

ODOT Status of Public Transit in Ohio



Lancaster-Fairfield Public Transit System

746 Lawrence Street
 Lancaster, OH 43130
 P (740) 687-6858 F (740) 687-6859

Carrie Woody, Public Transit Administrator
 cwoody@ci.lancaster.oh.us
 www.ci.lancaster.oh.us/dept/transit/

Grantee

City of Lancaster
 104 East Main Street
 Lancaster, OH 43130
 David Smith, Mayor
 dsmith@ci.lancaster.oh.us
 P (740) 687-6600 F (740) 687-6698

System Characteristics

Sys Type: Demand Response & Point Deviation
Sys Area: Fairfield County
Sys Sq Mi: 505
Sys Pop: 146,156

Service Hours	Fixed Route	Demand Resp
Weekdays	-	6:00AM-6:00PM
Saturdays	-	7:00AM-5:00PM
Sundays	-	-

Fares	Fixed Route	Demand Resp
Base	\$ 0.00	\$ 2.00
Youth	\$ 0.00	\$ 0.00
E & D	\$ 0.00	\$ 1.00
Transfers	\$ 0.00	\$ 0.00

Same Day Fares \$5 for GP and E&D; Youth \$1/\$2.50;
 Outside service area varies on mileage. Deviated
 Fixed route fare is .50 gp/.25 e/d

Service Statistics	Fixed Route	Demand Resp
Annual Pass. Trips:	0	115,167
Annual E & D	0	71,437
Annual Vehicle Miles:	0	528,785
Annual Vehicle Hours:	0	34,200

Personnel (FTE)	Fixed Route	Demand Resp
Operations:	0	27
General Administration:	0	7
Total:	0	34

Provider

Fixed Route:
 Lancaster-Fairfield Public Transit System
 815 Lawrence Street
 Lancaster, OH 43130
 Contact: Carrie Woody, Public Transit Administrator
 P (740) 687-6858 F (740) 687-6859
 cwoody@ci.lancaster.oh.us

Demand Response:
 Ride Right LLC
 746 Lawrence St.
 Lancaster, OH 43130
 Contact: Jason Moyer, General Manager
 P (740) 681-5086 F (740) 681-5088
 jgale@ride-right.net

Additional Contact Information

General Mechanic
 Jonah McCoy (740) 681-5086
 jmccoy@ci.lancaster.oh.us

Mayor
 David Smith (740) 687-6600
 dsmith@ci.lancaster.oh.us

General Manager
 Jason Moyer (740) 681-5086
 jmoyer@ride-right.net

Admin Assistant
 Courtney Martin (740) 687-6858
 cmartin@ci.lancaster.oh.us

ODOT Status of Public Transit in Ohio

Lancaster-Fairfield Public Transit System--continued

Operating Expenses	Fixed Route	Demand Resp
Total Operating Costs:	\$ 0	\$ 1,293,018
Total Admin Costs:	\$ 0	\$ 144,544
Total System Cost:	\$ 0	\$ 1,437,562

Operating Funds	Fixed Route	Demand Resp
Federal Assistance:	\$ 0	\$ 471,338
State Assistance:	\$ 0	\$ 140,548
State E&D Assistance:	\$ 0	\$ 31,617
Local Assistance:	\$ 0	\$ 0
Passenger Fares:	\$ 0	\$ 68,665
Contract Fares:	\$ 0	\$ 638,595
Other Revenues:	\$ 0	\$ 86,799
Total Revenues:	\$ 0	\$ 1,437,562

Capital Funds	Fixed Route	Demand Resp
Local Assistance:	\$ 0	\$ 0
State Assistance:	\$ 0	\$ 0
Federal Assistance:	\$ 0	\$ 257,977
Tot. Cap. Funds Awd:	\$ 0	\$ 257,977

Dedicated Local Funding Sources

Other Local Funding Sources:

advertising
 City GF
 County GF
 Contracts:DD, JFS, WASC
 Contracts: Heartland, 1st impression
 MOW-OAA
 Pickerington Senior Center
 Fairfield County Twps/Villages
 WEP - In-kind work

Performance Measures	Fixed Route	Demand Resp
Operating Recovery Ratio:	0.00%	49.20%
Cost Per Mile:	\$0.00	\$2.72
Cost Per Trip:	\$0.00	\$12.48
Trips Per Mile:	0.00	0.22
Trips Per Hour:	0.00	3.37

Vehicle Summary					
#	Type	Year	Seating	Accessible	Fuel
1	LTN	2003	10 + 2	Yes	Ga
1	LTN	2003	11 + 5	Yes	GA
4	LTV-HC	2016	12 + 2	Yes	GA
1	LTV-HC	2016	8 + 4	Yes	GA
3	LTV-FS	2015	14 + 4	Yes	GA
1	MMV	2013	4 + 1	Yes	GA
2	LTV-FS	2009	8 + 2	Yes	GA
1	LTN	2011	8 + 4	Yes	GA
2	LTN	2010	10 + 2	Yes	GA
3	LTN	2012	12 + 4	Yes	GA

19

ODOT Status of Public Transit in Ohio



Logan Public Transit System

3 Cardaras Drive
 Glouster, OH 45732
 P (740) 767-4500 F (740) 767-2301

Jessica Stroh, Transportation Division Director
 jessica.stroh@hapcap.org
 loganpublictransit.com

Grantee

Hocking-Athens-Perry Community Action
 3 Cardaras Drive
 P. O. Box 220
 Glouster, OH 45732
 Doug Stanley, Executive Director
 doug.stanley@hapcap.org
 P (740) 764-4500 F (740) 767-2301

System Characteristics

Sys Type: Demand Response
Sys Area: City of Logan
Sys Sq Mi: 112
Sys Pop: 18,000

Service Hours	Fixed Route	Demand Resp
---------------	-------------	-------------

Weekdays	-	8:00AM-5:00PM
Saturdays	-	-
Sundays	-	-

Fares	Fixed Route	Demand Resp
-------	-------------	-------------

Base	\$ 0.00	\$ 2.00
Youth	\$ 0.00	\$ 0.00
E & D	\$ 0.00	\$ 1.00
Transfers	\$ 0.00	\$ 0.00

Same day Demand Response \$4.and \$2. E&D and Veterans. Zone 2: \$2 for E&D and Veterans and \$3 for GP 24 Hrs in advance, same day doubles fares.

Service Statistics	Fixed Route	Demand Resp
--------------------	-------------	-------------

Annual Pass. Trips:	0	18,065
Annual E & D	0	11,932
Annual Vehicle Miles:	0	100,048
Annual Vehicle Hours:	0	7,431

Personnel (FTE)	Fixed Route	Demand Resp
-----------------	-------------	-------------

Operations:	0	8
General Administration:	0	1
Total:	0	9

Provider

Fixed Route:
 N/A
Demand Response:
 Logan Public Transit
 1005 C.I.C. Drive
 Logan, OH 43138
 Contact: Roger Stivison, Coordinator
 P (740) 385-6813 F (740) 385-0866
 rog.stivison@hapcap.org

Additional Contact Information

Transportation Division Director
 Jessica Stroh (740) 767-4500
 jessica.stroh@hapcap.org
Executive Director
 Doug Stanley (740) 764-4500
 doug.stanley@hapcap.org
Manager
 Roger Stivison (740) 385-6813
 rog.stivison@hapcap.org

ODOT Status of Public Transit in Ohio

Logan Public Transit System--continued

Operating Expenses	Fixed Route	Demand Resp
Total Operating Costs:	\$ 0	\$ 272,066
Total Admin Costs:	\$ 0	\$ 113,653
<hr/>		
Total System Cost:	\$ 0	\$ 385,719

Operating Funds	Fixed Route	Demand Resp
Federal Assistance:	\$ 0	\$ 162,898
State Assistance:	\$ 0	\$ 37,035
State E&D Assistance:	\$ 0	\$ 11,724
Local Assistance:	\$ 0	\$ 31,957
Passenger Fares:	\$ 0	\$ 23,096
Contract Fares:	\$ 0	\$ 119,007
Other Revenues:	\$ 0	\$ 2
<hr/>		
Total Revenues:	\$ 0	\$ 385,719

Capital Funds	Fixed Route	Demand Resp
Local Assistance:	\$ 0	\$ 1,269
State Assistance:	\$ 0	\$ 0
Federal Assistance:	\$ 0	\$ 12,898
<hr/>		
Tot. Cap. Funds Awd:	\$ 0	\$ 14,167

Dedicated Local Funding Sources
Hocking College
JFS
The Employment Connection
OOD
Bridges to Transition
City of Logan
<hr/>
Other Local Funding Sources:

Performance Measures	Fixed Route	Demand Resp
Operating Recovery Ratio:	0.00%	36.84%
Cost Per Mile:	\$0.00	\$3.86
Cost Per Trip:	\$0.00	\$21.35
Trips Per Mile:	0.00	0.18
Trips Per Hour:	0.00	2.43

Vehicle Summary					
#	Type	Year	Seating	Accessible	Fuel
2	MMV	2007	4 + 1	Yes	GA
1	LTN	2006	8 + 1	Yes	GA
1	MMV	2010	4 + 1	Yes	GA
1	MMV	2010	4 + 2	Yes	GA
1	LTV-FS	2012	12 + 2	Yes	GA
1	MMV	2012	4 + 1	Yes	GA
1	LTV-N	2014	9 + 2	Yes	GA
1	MMV	2014	4 + 1	Yes	GA
2	MMV	2015	3 + 1	Yes	GA
1	MMV	2016	3 + 1	Yes	GA
1	MMV	2016	4 + 1	Yes	GA
1	MMV	2017	4 + 1	Yes	GA

ODOT Status of Public Transit in Ohio



Marion Area Transit (MAT)

137 S. State Street
 Marion, OH 43302
 P (740) 387-7153 F (740) 382-1623

Jeff Marsh, Transit Administrator
 jmarsh.mat@frontier.com
 www.mariononline.com/cityofmarion/

Grantee

City of Marion
 Municipal Building
 233 West Center Street
 Marion, OH 43302
 Scott Schertzer, Mayor
 mayorschertzer@marionohio.org
 P (740) 383-5816 F (740) 387-2813

System Characteristics

Sys Type: Demand Response
Sys Area: City of Marion
Sys Sq Mi: 114
Sys Pop: 66,217

Service Hours	Fixed Route	Demand Resp
---------------	-------------	-------------

Weekdays	-	8:00AM-4:30PM
Saturdays	-	-
Sundays	-	-

Fares	Fixed Route	Demand Resp
-------	-------------	-------------

Base	\$ 0.00	\$ 1.25
Youth	\$ 0.00	\$ 0.60
E & D	\$ 0.00	\$ 0.60
Transfers	\$ 0.00	\$ 0.00

Enhanced service (Door to Door) fares range from \$2.50 - \$6.25 based on mileage.

Service Statistics	Fixed Route	Demand Resp
--------------------	-------------	-------------

Annual Pass. Trips:	0	149,085
Annual E & D	0	73,458
Annual Vehicle Miles:	0	182,294
Annual Vehicle Hours:	0	20,011

Personnel (FTE)	Fixed Route	Demand Resp
-----------------	-------------	-------------

Operations:	0	17
General Administration:	0	2
Total:	0	19

Provider

Fixed Route:
 N/A
Demand Response:
 Marion Area Transit
 137 S. State Street
 Marion, OH 43302
 Contact: Jeff Marsh, Administrator
 P (740) 387-7153 F (740) 382-1623
 jmarsh.mat@frontier.com

Additional Contact Information

Mayor
 Scott Schertzer (740) 383-5816
 mayorschertzer@marionohio.org
Operations Manager
 Deb Price (740) 387-7153
 dprice@marionohio.org
HR and DAPM
 Amy O'Connor (740) 387-4705

ODOT Status of Public Transit in Ohio

Marion Area Transit (MAT)--continued

Operating Expenses	Fixed Route	Demand Resp
Total Operating Costs:	\$ 0	\$ 704,221
Total Admin Costs:	\$ 0	\$ 181,840
<hr/>		
Total System Cost:	\$ 0	\$ 886,061

Operating Funds	Fixed Route	Demand Resp
Federal Assistance:	\$ 0	\$ 446,258
State Assistance:	\$ 0	\$ 175,285
State E&D Assistance:	\$ 0	\$ 47,181
Local Assistance:	\$ 0	\$ 102,201
Passenger Fares:	\$ 0	\$ 75,006
Contract Fares:	\$ 0	\$ 19,830
Other Revenues:	\$ 0	\$ 20,300
<hr/>		
Total Revenues:	\$ 0	\$ 886,061

Capital Funds	Fixed Route	Demand Resp
Local Assistance:	\$ 0	\$ 0
State Assistance:	\$ 0	\$ 0
Federal Assistance:	\$ 0	\$ 0
<hr/>		
Tot. Cap. Funds Awd:	\$ 0	\$ 0

Dedicated Local Funding Sources

Other Local Funding Sources:

Performance Measures	Fixed Route	Demand Resp
Operating Recovery Ratio:	0.00%	10.70%
Cost Per Mile:	\$0.00	\$4.86
Cost Per Trip:	\$0.00	\$5.94
Trips Per Mile:	0.00	0.82
Trips Per Hour:	0.00	7.45

Vehicle Summary					
#	Type	Year	Seating	Accessible	Fuel
1	LTV-HC	2017	24 + 0	No	GA
1	LTV-HC	2017	12 + 1	Yes	GA
1	LTV-HC	2016	24 + 0	No	GA
2	LTV-HC	2016	12 + 1	Yes	GA
1	LTV-HC	2013	15 + 3	Yes	DF
2	LTV-HC	2011	24 + 0	No	GA
2	LTV-HC	2011	16 + 4	Yes	GA
1	LTV-HC	2007	16 + 2	Yes	DF
1	LTV-HC	2008	21 + 2	Yes	DF
1	LTV-HC	2009	14 + 2	Yes	DF

ODOT Status of Public Transit in Ohio



Monroe County Public Transportation

118 Home Avenue
 Woodsfield, OH 43793
 P (740) 472-2505 F (740) 472-2531

Denise Potts, Director
 monroecountytrans@att.net
 www.monroetransit.com/

Grantee

Monroe County Board of Commissioners
 County Courthouse
 101 North Main Street, Room 12
 Woodsfield, OH 43793
 Tim Price, Monroe County Commissioner
 monroecountycommissioners@1st.net
 P (740) 472-1341 F (740) 472-5156

System Characteristics

Sys Type: Demand Response
Sys Area: Monroe County
Sys Sq Mi: 456
Sys Pop: 15,180

Service Hours	Fixed Route	Demand Resp
Weekdays	-	6:00AM-1:20AM
Saturdays	-	6:00AM-1:20AM
Sundays	-	6:00AM-1:20AM

Fares	Fixed Route	Demand Resp
Base	\$ 0.00	\$ 1.50
Youth	\$ 0.00	\$ 0.00
E & D	\$ 0.00	\$ 0.75
Transfers	\$ 0.00	\$ 0.00

GP \$1.50-\$2.00, E&D 1/2 fare; Out of County trips \$2.50-\$10.00

Service Statistics	Fixed Route	Demand Resp
Annual Pass. Trips:	0	21,190
Annual E & D	0	14,144
Annual Vehicle Miles:	0	256,053
Annual Vehicle Hours:	0	14,496

Personnel (FTE)	Fixed Route	Demand Resp
Operations:	0	12
General Administration:	0	2
Total:	0	14

Provider

Fixed Route:
 N/A
Demand Response:
 Monroe County Public Transportation
 118 Home Ave.
 Woodsfield, OH 43793
 Contact: Denise Potts, Transportation Director
 P (740) 472-2505 F (740) 472-2531
 monroecountytrans@att.net

Additional Contact Information

Monroe County Commissioner
 John Pyles (740) 472-1341
 monroecountycommissioners@1st.net
Monroe County Commissioner
 Tim Price (740) 472-1341
 monroecountycommissioners@1st.net
Monroe County Commissioner
 Carl Davis (740) 472-1341
 monroecountycommissioners@1st.net

ODOT Status of Public Transit in Ohio

Monroe County Public Transportation--continued

Operating Expenses	Fixed Route	Demand Resp
Total Operating Costs:	\$ 0	\$ 307,214
Total Admin Costs:	\$ 0	\$ 79,294
<hr/>		
Total System Cost:	\$ 0	\$ 386,508

Operating Funds	Fixed Route	Demand Resp
Federal Assistance:	\$ 0	\$ 180,723
State Assistance:	\$ 0	\$ 50,652
State E&D Assistance:	\$ 0	\$ 3,157
Local Assistance:	\$ 0	\$ 14,400
Passenger Fares:	\$ 0	\$ 3,241
Contract Fares:	\$ 0	\$ 134,193
Other Revenues:	\$ 0	\$ 142
<hr/>		
Total Revenues:	\$ 0	\$ 386,508

Capital Funds	Fixed Route	Demand Resp
Local Assistance:	\$ 0	\$ 0
State Assistance:	\$ 0	\$ 0
Federal Assistance:	\$ 0	\$ 0
<hr/>		
Tot. Cap. Funds Awd:	\$ 0	\$ 0

Dedicated Local Funding Sources

County General Funds

Other Local Funding Sources:

Performance Measures	Fixed Route	Demand Resp
Operating Recovery Ratio:	0.00%	35.56%
Cost Per Mile:	\$0.00	\$1.51
Cost Per Trip:	\$0.00	\$18.24
Trips Per Mile:	0.00	0.08
Trips Per Hour:	0.00	1.46

Vehicle Summary

#	Type	Year	Seating	Accessible	Fuel
1	MMV	2012	6 + 1	Yes	GA
2	CV	2010	12 + 0	No	GA
1	CV	2010	10 + 1	Yes	GA
1	LTN	2010	25 + 0	No	GA
1	LTN	2010	16 + 2	Yes	GA
1	MMV	2010	6 + 1	Yes	GA
1	CV	2011	10 + 1	Yes	GA
1	MMV	2007	6 + 1	Yes	GA
1	SMV	2007	6 + 0	No	GA
1	LTN	2004	25 + 0	No	DF
1	SMV	2008	6 + 0	No	GA

12

ODOT Status of Public Transit in Ohio



Morgan County Public Transit

37 South Fifth Street
 McConnelsville, OH 43756
 P (740) 962-9125 F (740) 962-9127

John Sampson, Supervisor
 john.sampson@morgancounty-oh.gov
 www.mocopublictransit.com

Grantee

Morgan County Commissioners
 155 Main Street
 Room 216
 McConnelsville, OH 43756
 Michael Reed, President
 countycommissioners@morgancounty-oh.gov
 P (740) 962-3183 F (740) 962-1341

System Characteristics

Sys Type: Demand Response
Sys Area: Morgan County
Sys Sq Mi: 418
Sys Pop: 14,897

Service Hours	Fixed Route	Demand Resp
---------------	-------------	-------------

Weekdays	-	8:00AM-5:00PM
Saturdays	-	-
Sundays	-	-

Fares	Fixed Route	Demand Resp
-------	-------------	-------------

Base	\$ 0.00	\$ 1.00
Youth	\$ 0.00	\$ 0.00
E & D	\$ 0.00	\$ 0.00
Transfers	\$ 0.00	\$ 0.00

GP \$1 - \$2 per destination

Service Statistics	Fixed Route	Demand Resp
--------------------	-------------	-------------

Annual Pass. Trips:	0	34,544
Annual E & D	0	14,808
Annual Vehicle Miles:	0	514,157
Annual Vehicle Hours:	0	24,710

Personnel (FTE)	Fixed Route	Demand Resp
-----------------	-------------	-------------

Operations:	0	19
General Administration:	0	2
Total:	0	21

Provider

Fixed Route:
 Morgan County Public Transit
 37 South Firth Street
 McConnelsville, OH 43756
 Contact: John Sampson, Supervisor
 P (740) 962-9125 F (740) 962-9127
 john.sampson@morgancounty-oh.gov

Demand Response:
 Same As Agency

Additional Contact Information

Director
 Shannon Wells (740) 962-1322
 shannon.wells@morgancounty-oh.gov

Office Assistant
 Traci Baker (740) 962-1322
 traci.baker@morgancounty-oh.gov

President
 Michael Reed (740) 962-3183
 countycommissioners@morgancounty-oh.gov

ODOT Status of Public Transit in Ohio

Morgan County Public Transit--continued

Operating Expenses	Fixed Route	Demand Resp
Total Operating Costs:	\$ 0	\$ 705,636
Total Admin Costs:	\$ 0	\$ 148,472
<hr/>		
Total System Cost:	\$ 0	\$ 854,108

Operating Funds	Fixed Route	Demand Resp
Federal Assistance:	\$ 0	\$ 359,431
State Assistance:	\$ 0	\$ 10,000
State E&D Assistance:	\$ 0	\$ 0
Local Assistance:	\$ 0	\$ 0
Passenger Fares:	\$ 0	\$ 24,875
Contract Fares:	\$ 0	\$ 417,567
Other Revenues:	\$ 0	\$ 0
<hr/>		
Total Revenues:	\$ 0	\$ 811,873

Capital Funds	Fixed Route	Demand Resp
Local Assistance:	\$ 0	\$ 0
State Assistance:	\$ 0	\$ 0
Federal Assistance:	\$ 0	\$ 29,155
<hr/>		
Tot. Cap. Funds Awd:	\$ 0	\$ 29,155

Dedicated Local Funding Sources

Other Local Funding Sources:

Performance Measures	Fixed Route	Demand Resp
Operating Recovery Ratio:	0.00%	51.80%
Cost Per Mile:	\$0.00	\$1.66
Cost Per Trip:	\$0.00	\$24.73
Trips Per Mile:	0.00	0.07
Trips Per Hour:	0.00	1.40

Vehicle Summary					
#	Type	Year	Seating	Accessible	Fuel
1	B30-MD	2008	10 + 2	Yes	GA
2	MMV	2008	6 + 2	Yes	GA
1	B30-MD	2009	12 + 2	Yes	GA
1	B30-MD	2009	10 + 4	Yes	GA
1	SMV	2007	6 + 0	No	GA
1	B30-MD	2006	10 + 2	Yes	GA
1	SMV	2006	6 + 0	No	GA
1	B30-MD	2011	10 + 2	Yes	GA
2	B30-MD	2011	12 + 2	Yes	GA
1	B30-MD	2010	12 + 2	Yes	GA
3	MMV	2010	6 + 2	Yes	GA
1	MMV	2012	6 + 2	Yes	GA
1	LTN	2013	12 + 2	Yes	GA
1	MMV	2013	6 + 2	Yes	GA

ODOT Status of Public Transit in Ohio



Ottawa County Transportation Agency (OCTA)

275 N. Toussaint South Rd.
 Oak Harbor, OH 43449
 P (419) 898-7433 F (419) 898-3167

lcleaver@octapublictransit.org
 www.octapublictransit.org

Grantee

Ottawa County Transit Board
 275 N. Toussiant South
 Oak Harbor, OH 43449
 Sue Lohr, Transit Board Chairman
 slohr@cros.net
 P (419) 898-7433 F (419) 898-3167

System Characteristics

Sys Type: Demand Response
Sys Area: Ottawa County
Sys Sq Mi: 253
Sys Pop: 40,985

Service Hours	Fixed Route	Demand Resp
Weekdays	-	6:00AM-11:00PM
Saturdays	-	6:00AM-11:00PM
Sundays	-	6:00AM-11:00PM

Fares	Fixed Route	Demand Resp
Base	\$ 0.00	\$ 3.50
Youth	\$ 0.00	\$ 0.00
E & D	\$ 0.00	\$ 1.75
Transfers	\$ 0.00	\$ 0.00

Lucus/Huron Co \$10.50; Erie/Sandusky/Wood Co
 \$5.50; E&D 1/2 Fare

Service Statistics	Fixed Route	Demand Resp
Annual Pass. Trips:	0	99,187
Annual E & D	0	82,869
Annual Vehicle Miles:	0	829,325
Annual Vehicle Hours:	0	41,104

Personnel (FTE)	Fixed Route	Demand Resp
Operations:	0	32
General Administration:	0	2
Total:	0	34

Provider

Fixed Route:
 N/A
Demand Response:
 Same As Agency

Additional Contact Information

Maintenance Supervisor
 Jerry Porath (567) 262-3166
 OCTAMaintenance@octapublictransit.org
Transit Board Chairman
 Sue Lohr (419) 341-0422
 slohr@cros.net

ODOT Status of Public Transit in Ohio

Ottawa County Transportation Agency (OCTA)--continued

Operating Expenses	Fixed Route	Demand Resp
Total Operating Costs:	\$ 0	\$ 1,986,650
Total Admin Costs:	\$ 0	\$ 280,202
Total System Cost:	\$ 0	\$ 2,266,852

Operating Funds	Fixed Route	Demand Resp
Federal Assistance:	\$ 0	\$ 1,085,205
State Assistance:	\$ 0	\$ 80,000
State E&D Assistance:	\$ 0	\$ 38,731
Local Assistance:	\$ 0	\$ 0
Passenger Fares:	\$ 0	\$ 67,489
Contract Fares:	\$ 0	\$ 988,813
Other Revenues:	\$ 0	\$ 6,614
Total Revenues:	\$ 0	\$ 2,266,852

Capital Funds	Fixed Route	Demand Resp
Local Assistance:	\$ 0	\$ 0
State Assistance:	\$ 0	\$ 0
Federal Assistance:	\$ 0	\$ 309,116
Tot. Cap. Funds Awd:	\$ 0	\$ 309,116

Dedicated Local Funding Sources
--

Other Local Funding Sources:

Ottawa County Board of DD, Ottawa County DJFS, Ott:

Performance Measures	Fixed Route	Demand Resp
Operating Recovery Ratio:	0.00%	46.60%
Cost Per Mile:	\$0.00	\$2.73
Cost Per Trip:	\$0.00	\$22.85
Trips Per Mile:	0.00	0.12
Trips Per Hour:	0.00	2.41

Vehicle Summary

#	Type	Year	Seating	Accessible	Fuel
1	LTV-FS	2013	16 + 1	Yes	GA
1	LTV-FS	2013	12 + 2	Yes	GA
2	LTV-S	2013	12 + 2	Yes	GA
3	LTV-FS	2016	8 + 4	Yes	GA
2	LTV-FS	2016	4 + 5	Yes	GA
1	B35-HD	2000	24 + 5	Yes	DF
1	LTN	2012	8 + 1	Yes	GA
2	LTN	2012	13 + 2	Yes	GA
1	LTN	2012	16 + 2	Yes	GA
1	LTN	2012	12 + 3	Yes	GA
1	LTV-FS	2012	10 + 2	Yes	GA
2	LTV-FS	2014	16 + 2	Yes	GA
1	LTV-FS	2014	10 + 3	Yes	GA
1	LTV-FS	2014	12 + 3	Yes	GA
1	LTV-FS	2014	8 + 4	Yes	GA
1	LTN	2002	10 + 2	Yes	GA
1	LTN	2001	8 + 2	Yes	GA
3	B30-HD	2009	14 + 6	Yes	DF

ODOT Status of Public Transit in Ohio



Perry County Transit (PCT)

552 W. Broadway St.
 New Lexington, OH 43764
 P (740) 342-7214 F (740) 342-5546

Lisa Leckrone, Tranist Operagtions Manager
 pct@midohio.twcbc.com
 www.perrycountytransit.com

Grantee

Perry County Commissioners
 121 West Brown Street
 P.O. Box 248
 New Lexington, OH 43764
 Jim O'Brien, Perry County Commissioner
 perryco@perrycountyohio.net
 P (740) 342-2045 F (740) 342-5505

System Characteristics

Sys Type: Demand Response
Sys Area: Perry County
Sys Sq Mi: 408
Sys Pop: 36,058

Service Hours	Fixed Route	Demand Resp
---------------	-------------	-------------

Weekdays	-	6:00AM-6:00PM
Saturdays	-	8:00AM-12:00PM
Sundays	-	-

Fares	Fixed Route	Demand Resp
-------	-------------	-------------

Base	\$ 0.00	\$ 2.00
Youth	\$ 0.00	\$ 0.00
E & D	\$ 0.00	\$ 1.00
Transfers	\$ 0.00	\$ 0.00

Zone 1: New Lexington Area- \$2.00
 Zone 2: Junction City/Bristol- \$2.50
 Zone 3: Six Mile Area- \$3.50
 Zone 4: Shawnee/Crooksville/Somerset-\$4.50
 Zone 5: New Straitsville/rendville-\$5.50
 Zone 6: Corning/Mt. Perry- \$6.50
 Zone 7: Thornville/Glenford -\$7.50
 Other County Runs-Call for fare
 OUT OF COUNTY FARES
 Heath/Newark/lancaster/Logan/Zanesville/Nelso
 nville/Glouster/Athens-\$10.00
 Columbus \$20.00

Service Statistics	Fixed Route	Demand Resp
--------------------	-------------	-------------

Annual Pass. Trips:	0	44,613
Annual E & D	0	20,643
Annual Vehicle Miles:	0	761,953
Annual Vehicle Hours:	0	40,001

Personnel (FTE)	Fixed Route	Demand Resp
-----------------	-------------	-------------

Operations:	0	42
General Administration:	0	2
Total:	0	44

Provider

Fixed Route:
 N/A
Demand Response:
 Same As Agency

Additional Contact Information

Perry County Commissioner
 Jim O'Brien (740) 342-2045
 perryco@perrycountyohio.net
Director, Perry County Job and Family Services/Perry County Tranist D
 Cheryl Boley (740) 342-3552
 Cheryl.Boley@jfs.ohio.gov
Contract Evaluator
 Tammy Goniea (740) 342-3556
 Tamara.Goniea@jfs.ohio.gov
Perry County Commissioner
 David Frericks (740) 342-2045
 perryco@perrycountyohio.net
Assistant Director
 Mendra Hupp (740) 342-3553
 mendra.hupp@jfs.ohio.gov
Fiscal Officer
 Colton Barnhart (740) 342-0657
 colton.barnhart@jfs.ohio.gov
Fiscal Officer
 Mason Dickerson (740) 342-2810
 mason.dickerson@jfs.ohio.gov
Perry County Commissioner
 Ben Carpenter (740) 342-2045

HR Administrator
 Brenda Newell (740) 342-3555
 brenda.newell04@jfs.ohio.gov

ODOT Status of Public Transit in Ohio

Perry County Transit (PCT)--continued

Operating Expenses	Fixed Route	Demand Resp
Total Operating Costs:	\$ 0	\$ 1,154,060
Total Admin Costs:	\$ 0	\$ 334,388
<hr/>		
Total System Cost:	\$ 0	\$ 1,488,448

Operating Funds	Fixed Route	Demand Resp
Federal Assistance:	\$ 0	\$ 577,940
State Assistance:	\$ 0	\$ 55,098
State E&D Assistance:	\$ 0	\$ 12,856
Local Assistance:	\$ 0	\$ 0
Passenger Fares:	\$ 0	\$ 91,174
Contract Fares:	\$ 0	\$ 744,811
Other Revenues:	\$ 0	\$ 6,569
<hr/>		
Total Revenues:	\$ 0	\$ 1,488,448

Capital Funds	Fixed Route	Demand Resp
Local Assistance:	\$ 0	\$ 17,492
State Assistance:	\$ 0	\$ 0
Federal Assistance:	\$ 0	\$ 227,951
<hr/>		
Tot. Cap. Funds Awd:	\$ 0	\$ 245,443

Dedicated Local Funding Sources

General Fund

Other Local Funding Sources:

Contract Revenue

Performance Measures	Fixed Route	Demand Resp
Operating Recovery Ratio:	0.00%	56.16%
Cost Per Mile:	\$0.00	\$1.95
Cost Per Trip:	\$0.00	\$33.36
Trips Per Mile:	0.00	0.06
Trips Per Hour:	0.00	1.12

Vehicle Summary

#	Type	Year	Seating	Accessible	Fuel
1	LTV-FS	2009	12 + 2	Yes	DF
3	LTV-N	2009	11 + 2	Yes	DF
4	LTV-N	2008	11 + 2	Yes	DF
1	LTN	2004	10 + 2	Yes	GA
2	LTV-N	2004	10 + 2	Yes	GA
2	SMV	2014	6 + 0	No	GA
2	LTV-N	2012	10 + 2	Yes	GA
1	SMV	2012	6 + 0	No	GA
2	MMV	2010	4 + 2	Yes	GA
1	SMV	2011	6 + 0	No	GA
1	LTV-HC	2016	14 + 2	Yes	GA
1	LTN	2013	8 + 2	Yes	GA
2	SMV	2013	6 + 0	No	GA
1	LTV-N	2015	8 + 2	Yes	GA

ODOT Status of Public Transit in Ohio



Pickaway Area Rural Transit

469 East Ohio Street
 Circleville, OH 43113
 P (740) 474-8835 F (740) 474-5735

Mark Mills, Transportation Operations Manager
 mmills@picca.info
 www.picca.info/trans.htm

Grantee

Pickaway County Community Action
 469 East Ohio Street
 Circleville, OH 43113
 Andrew Binegar, Executive Director
 abinegar@picca.info
 P (740) 474-8835 F (740) 474-5735

System Characteristics

Sys Type: Demand Response & Point Deviation
Sys Area: Pickaway County
Sys Sq Mi: 501
Sys Pop: 56,876

Service Hours	Fixed Route	Demand Resp
Weekdays	-	7:00AM-4:00PM
Saturdays	-	-
Sundays	-	-

Fares	Fixed Route	Demand Resp
Base	\$ 0.00	\$ 1.00
Youth	\$ 0.00	\$ 0.00
E & D	\$ 0.00	\$ 0.50
Transfers	\$ 0.00	\$ 0.00

DR \$1, E&D 1/2 Fares; Base same day Fares are \$3.00 and \$1.50/mile. E & D; Point deviation is \$.50 for general public and \$.25 for E&D; Columbus Shuttle \$10.

Service Statistics	Fixed Route	Demand Resp
Annual Pass. Trips:	0	66,118
Annual E & D	0	34,857
Annual Vehicle Miles:	0	213,271
Annual Vehicle Hours:	0	12,615

Personnel (FTE)	Fixed Route	Demand Resp
Operations:	0	19
General Administration:	0	2
Total:	0	21

Provider

Fixed Route:
 Pickaway Area Rural Transit
 469 East Ohio Street
 Circleville, OH 43113
 Contact: Mark Mills, Transportation Operations Manager
 P (740) 477-1655 F (740) 474-5735
 mmills@picca.info

Demand Response:
 Same As Agency

Additional Contact Information

Executive Director
 Andrew Binegar (740) 477-1655
 abinegar@picca.info
CFO
 Denise Pontius (740) 477-1655
 dpontius@picca.info
Housing Director
 Paul Kidwell (740) 477-1655
 pkidwell@picca.info

ODOT Status of Public Transit in Ohio

Pickaway Area Rural Transit--continued

Operating Expenses	Fixed Route	Demand Resp
Total Operating Costs:	\$ 0	\$ 465,161
Total Admin Costs:	\$ 0	\$ 130,001
<hr/>		
Total System Cost:	\$ 0	\$ 595,162

Operating Funds	Fixed Route	Demand Resp
Federal Assistance:	\$ 0	\$ 206,066
State Assistance:	\$ 0	\$ 86,100
State E&D Assistance:	\$ 0	\$ 11,787
Local Assistance:	\$ 0	\$ 0
Passenger Fares:	\$ 0	\$ 22,671
Contract Fares:	\$ 0	\$ 265,333
Other Revenues:	\$ 0	\$ 3,205
<hr/>		
Total Revenues:	\$ 0	\$ 595,162

Capital Funds	Fixed Route	Demand Resp
Local Assistance:	\$ 0	\$ 0
State Assistance:	\$ 0	\$ 0
Federal Assistance:	\$ 0	\$ 0
<hr/>		
Tot. Cap. Funds Awd:	\$ 0	\$ 0

Dedicated Local Funding Sources

Contracts

Other Local Funding Sources:

Performance Measures	Fixed Route	Demand Resp
Operating Recovery Ratio:	0.00%	48.39%
Cost Per Mile:	\$0.00	\$2.79
Cost Per Trip:	\$0.00	\$9.00
Trips Per Mile:	0.00	0.31
Trips Per Hour:	0.00	5.24

Vehicle Summary

#	Type	Year	Seating	Accessible	Fuel
1	MV-1	2016		No	GA
4	LTN	2010	11 + 1	Yes	GA
5	MMV	2010	4 + 1	Yes	GA
4	SMV	2010	7 + 0	No	GA
1	CV	2006	9 + 1	Yes	GA
1	LTN	2006	12 + 2	Yes	GA
1	LTN	2007	10 + 1	Yes	GA
1	LTN	2007	11 + 1	Yes	GA
1	MMV	2007	3 + 2	Yes	GA
1	SMV	2007	7 + 0	No	GA
3	MMV	2008	4 + 1	Yes	GA
1	LTV-HC	2009	10 + 1	Yes	DF
1	LTV-HC	2009	10 + 2	Yes	DP

ODOT Status of Public Transit in Ohio



Pike County/Community Action Transit System (CATS)

508 Howard Street
Waverly, OH 45690
P (740) 835-8474 F (740) 835-8489

Chris Ervin, CATS Director
cervin@pikecac.org
<http://www.catsservices.org/>

Grantee

Community Action Committee of Pike County
941 Market Street
P.O. Box 799
Piketon, OH 45661
Keith Pitts, Executive Director
kpitts@pikecac.org
P (740) 289-2371 F (740) 289-4291

System Characteristics

Sys Type: Demand Response
Sys Area: Pike County
Sys Sq Mi: 444
Sys Pop: 27,695

Service Hours	Fixed Route	Demand Resp
Weekdays	-	8:00AM-5:00PM
Saturdays	-	9:00AM-3:00PM
Sundays	-	-

Fares	Fixed Route	Demand Resp
Base	\$ 0.00	\$ 1.00
Youth	\$ 0.00	\$ 0.00
E & D	\$ 0.00	\$ 0.50
Transfers	\$ 0.00	\$ 0.00

\$1.10 for Zone 2, E&D 1/2 fare;
Chillicothe/Portsmouth \$3.00, Columbus \$6.00

Service Statistics	Fixed Route	Demand Resp
Annual Pass. Trips:	0	22,828
Annual E & D	0	16,863
Annual Vehicle Miles:	0	117,843
Annual Vehicle Hours:	0	8,237

Personnel (FTE)	Fixed Route	Demand Resp
Operations:	0	6
General Administration:	0	2
Total:	0	8

Provider

Fixed Route:
Pike County/Community Action Transit System (CATS)
941 Market Street
Piketon, OH 45661
Contact: Chris Ervin, CATS Director
P (740) 835-8474 F (740) 835-8489
cervin@pikecac.org

Demand Response:
Same As Agency

Additional Contact Information

Chief Financial Officer
Rebecca Adkins (740) 289-2371
radkins@pikecac.org

Staff Accountant
Barb Crabtree (740) 289-2371
bcrabtree@pikecac.org

General Counsel
Shanna Mustard (740) 289-2371
SMustard@pikecac.org

Transit Operations Supervisor
Brad Jones (740) 835-8474
BJones@pikecac.org

Mobility Manager
Amanda Elliott (740) 835-8474
amelliott@pikecac.org

Executive Director
Keith Pitts (740) 289-2371
kpitts@pikecac.org

ODOT Status of Public Transit in Ohio

Pike County/Community Action Transit System (CATS)--continued

Operating Expenses	Fixed Route	Demand Resp
Total Operating Costs:	\$ 0	\$ 297,911
Total Admin Costs:	\$ 0	\$ 192,758
<hr/>		
Total System Cost:	\$ 0	\$ 490,669

Operating Funds	Fixed Route	Demand Resp
Federal Assistance:	\$ 0	\$ 263,908
State Assistance:	\$ 0	\$ 113,012
State E&D Assistance:	\$ 0	\$ 7,312
Local Assistance:	\$ 0	\$ 12,822
Passenger Fares:	\$ 0	\$ 11,605
Contract Fares:	\$ 0	\$ 69,160
Other Revenues:	\$ 0	\$ 12,850
<hr/>		
Total Revenues:	\$ 0	\$ 490,669

Capital Funds	Fixed Route	Demand Resp
Local Assistance:	\$ 0	\$ 0
State Assistance:	\$ 0	\$ 0
Federal Assistance:	\$ 0	\$ 0
<hr/>		
Tot. Cap. Funds Awd:	\$ 0	\$ 0

Dedicated Local Funding Sources

Other Local Funding Sources:

Performance Measures	Fixed Route	Demand Resp
Operating Recovery Ratio:	0.00%	16.46%
Cost Per Mile:	\$0.00	\$4.16
Cost Per Trip:	\$0.00	\$21.49
Trips Per Mile:	0.00	0.19
Trips Per Hour:	0.00	2.77

Vehicle Summary					
#	Type	Year	Seating	Accessible	Fuel
1	LTN	2009	8 + 2	Yes	DU
2	LTN	2009	8 + 2	Yes	GA
1	LTN	2008	10 + 2	Yes	GA
1	LTN	2006	10 + 2	Yes	GA
2	LTN	2005	10 + 2	Yes	GA
1	LTN	2010	8 + 2	Yes	GA
1	MV-1	2014	3 + 1	Yes	GA
1	LTN	2003	10 + 2	Yes	GA

10

ODOT Status of Public Transit in Ohio



Sandusky Transit System

222 Meigs Street
 Sandusky, OH 44870
 P (419) 621-8462 F (419) 627-5945

Angela Byington, Planning Director
 abyington@ci.sandusky.oh.us
 www.ci.sandusky.oh.us

Grantee

City of Sandusky
 222 Meigs Street
 Sandusky, OH 44870
 Eric Wobser, City Manager
 Eric.Wobser@ci.sandusky.oh.us
 P (419) 627-5844 F (419) 627-5825

System Characteristics

Sys Type: Demand Response & Point Deviation
Sys Area: Erie County
Sys Sq Mi:
Sys Pop: 77,000

Service Hours	Fixed Route	Demand Resp
---------------	-------------	-------------

Weekdays	-	6:00AM-10:00PM
Saturdays	-	6:00AM-10:00PM
Sundays	-	-

Fares	Fixed Route	Demand Resp
-------	-------------	-------------

Base	\$ 0.00	\$ 2.00
Youth	\$ 0.00	\$ 0.00
E & D	\$ 0.00	\$ 1.00
Transfers	\$ 0.00	\$ 0.00

Base=\$2.00 w/n City Limits, Base=\$3.00 outside City Limits. E&D=\$1.00 w/n City Limits and \$1.50 outside City Limits, Youth \$1.50

Service Statistics	Fixed Route	Demand Resp
--------------------	-------------	-------------

Annual Pass. Trips:	0	201,956
Annual E & D	0	36,479
Annual Vehicle Miles:	0	747,338
Annual Vehicle Hours:	0	45,727

Personnel (FTE)	Fixed Route	Demand Resp
-----------------	-------------	-------------

Operations:	0	25
General Administration:	0	8
Total:	0	33
Operations:	0	25
General Administration:	0	8
Total:	0	33

Provider

Fixed Route:
 Sandusky Transit System
 222 Meigs Street
 Sandusky, OH 44870
 Contact: Angela Byington, Planning Director
 P (419) 627-5873 F (419) 627-5945
 abyington@ci.sandusky.oh.us

Demand Response:
 First Transit
 1230 N. Depot
 Sandusky, OH 44870
 Contact: Kimberly Gianos, Operations Manager
 P (419) 627-0740 F (419) 626-0482

Additional Contact Information

Operations & General Manager
 Kimberly Gianos (757) 343-4016
 Kimberly.Gianos@firstgroup.com

City Manager
 Eric Wobser (419) 627-5844
 Eric.Wobser@ci.sandusky.oh.us

Senior Accountant/Auditor
 Sally Poggiali (419) 627-5849
 spoggiali@ci.sandusky.oh.us

Law Director
 Justin Harris (419) 627-5852
 jharris@ci.sandusky,oh.us

ODOT Status of Public Transit in Ohio

Sandusky Transit System--continued

Operating Expenses	Fixed Route	Demand Resp
Total Operating Costs:	\$ 0	\$ 1,992,857
Total Admin Costs:	\$ 0	\$ 139,605
Total System Cost:	\$ 0	\$ 2,132,462

Operating Funds	Fixed Route	Demand Resp
Federal Assistance:	\$ 0	\$ 1,129,752
State Assistance:	\$ 0	\$ 95,000
State E&D Assistance:	\$ 0	\$ 16,023
Local Assistance:	\$ 0	\$ 226,343
Passenger Fares:	\$ 0	\$ 182,683
Contract Fares:	\$ 0	\$ 404,019
Other Revenues:	\$ 0	\$ 78,642
Total Revenues:	\$ 0	\$ 2,132,462

Capital Funds	Fixed Route	Demand Resp
Local Assistance:	\$ 0	\$ 0
State Assistance:	\$ 0	\$ 0
Federal Assistance:	\$ 0	\$ 0
Tot. Cap. Funds Awd:	\$ 0	\$ 0

Dedicated Local Funding Sources

Other Local Funding Sources:

ERIE CO BOARD OF DD
 CITY OF VERMILION
 LAKESHORE HEALTH
 SERVING OUR SENIORS
 SANDUSKY SCHOOLS
 ERIE CO JOB & FAMILY
 ERIE HURON CAC
 ST MARY'S CHURCH
 PERKINS SCHOOLS
 VETERANS ADMINISTRATION

Performance Measures	Fixed Route	Demand Resp
Operating Recovery Ratio:	0.00%	27.51%
Cost Per Mile:	\$0.00	\$2.85
Cost Per Trip:	\$0.00	\$10.56
Trips Per Mile:	0.00	0.27
Trips Per Hour:	0.00	4.42

Vehicle Summary

#	Type	Year	Seating	Accessible	Fuel
1	LTV-S	2016	12 + 2	Yes	GA
3	LTV-S	2015	16 + 2	Yes	GA
1	LTV-S	2015	16 + 2	Yes	OR
2	AV	2017		No	GA
1	B35-MD	2017		No	GA
1	LTV-FS	2009	12 + 2	Yes	GA
4	LTV-FS	2008	12 + 2	Yes	GA
1	LTV-FS	2008	8 + 4	Yes	GA
1	LTV-FS	2008	12 + 12	Yes	GA
2	CV	2010	6 + 1	Yes	GA
7	LTV-FS	2010	16 + 2	Yes	GA
1	LTN	2014	8 + 2	Yes	GA

ODOT Status of Public Transit in Ohio



Scioto County/Access Scioto County (ASC)

601 Eighth Street
 Portsmouth, OH 45662
 P (740) 353-5626 F (740) 353-4321

Larry Mullins, Transportation Coordinator
 lmullins@sciotocounty.net
<http://www.asctransit.com>

Grantee

Scioto County Board of Commissioners
 602 Seventh Street
 Room 1, Scioto County Courthouse
 Portsmouth, OH 45662
 Bryan Davis, Chairperson, Board of Scioto
 Commissioners
 bdavis@sciotocounty.net
 P (740) 355-8313 F (740) 353-7358

System Characteristics

Sys Type: Demand Response
Sys Area: Scioto County
Sys Sq Mi: 616
Sys Pop: 78,153

Service Hours	Fixed Route	Demand Resp
Weekdays	-	6:00AM-6:00PM
Saturdays	-	-
Sundays	-	-

Fares	Fixed Route	Demand Resp
Base	\$ 0.00	\$ 1.00
Youth	\$ 0.00	\$ 0.50
E & D	\$ 0.00	\$ 0.50
Transfers	\$ 0.00	\$ 0.00

Service area is divided into grids. \$1.00 for first grid traveled. \$.50 for each additional grid.

Service Statistics	Fixed Route	Demand Resp
Annual Pass. Trips:	0	45,003
Annual E & D	0	10,924
Annual Vehicle Miles:	0	178,752
Annual Vehicle Hours:	0	13,806

Personnel (FTE)	Fixed Route	Demand Resp
Operations:	0	13
General Administration:	0	2
Total:	0	15

Provider

Fixed Route:
 Scioto County/Access Scioto County (ASC)
 601 Eighth Street
 Portsmouth, OH 45662
 Contact: Larry Mullins, Transportation Coordinator
 P (740) 353-5626 F (740) 353-4321
 lmullins@sciotocounty.net

Demand Response:
 Same As Agency

Additional Contact Information

Operations Manager
 Lisa Potts (740) 353-5626
 lpotts@sciotocounty.net
Lead Driver, Vehicle Maintenance Manager
 Rick Potts (740) 353-5626
 rpotts@sciotocounty.net
Chairperson, Board of Scioto Commissioners
 Bryan Davis (740) 355-8289
 bdavis@sciotocounty.net

ODOT Status of Public Transit in Ohio

Scioto County/Access Scioto County (ASC)--continued

Operating Expenses	Fixed Route	Demand Resp
Total Operating Costs:	\$ 0	\$ 622,425
Total Admin Costs:	\$ 0	\$ 214,299
<hr/>		
Total System Cost:	\$ 0	\$ 836,724

Operating Funds	Fixed Route	Demand Resp
Federal Assistance:	\$ 0	\$ 406,517
State Assistance:	\$ 0	\$ 117,814
State E&D Assistance:	\$ 0	\$ 3,690
Local Assistance:	\$ 0	\$ 0
Passenger Fares:	\$ 0	\$ 35,937
Contract Fares:	\$ 0	\$ 251,410
Other Revenues:	\$ 0	\$ 21,356
<hr/>		
Total Revenues:	\$ 0	\$ 836,724

Capital Funds	Fixed Route	Demand Resp
Local Assistance:	\$ 0	\$ 0
State Assistance:	\$ 0	\$ 0
Federal Assistance:	\$ 0	\$ 105,784
<hr/>		
Tot. Cap. Funds Awd:	\$ 0	\$ 105,784

Dedicated Local Funding Sources
--

Other Local Funding Sources:

On Bus Advertising

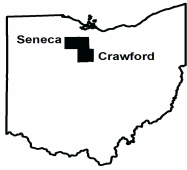
Performance Measures	Fixed Route	Demand Resp
Operating Recovery Ratio:	0.00%	34.34%
Cost Per Mile:	\$0.00	\$4.68
Cost Per Trip:	\$0.00	\$18.59
Trips Per Mile:	0.00	0.25
Trips Per Hour:	0.00	3.26

Vehicle Summary					
#	Type	Year	Seating	Accessible	Fuel
1	LTV-FS	2014	12 + 2	Yes	DU
1	LTV-FS	2014	12 + 3	Yes	DU
1	MV-1	2014	3 + 1	Yes	GA
1	LTV-FS	2012	12 + 2	Yes	DU
1	LTN	2015	8 + 2	Yes	DU
1	LTN	2013	8 + 2	Yes	DU
2	LTV-FS	2013	10 + 2	Yes	DU
1	LTN	2016	12 + 2	Yes	DU
1	LTV-N	2016	12 + 2	Yes	DU
1	LTV-FS	2017	16 + 2	Yes	TF

11

ODOT Status of Public Transit in Ohio

Seneca -Crawford Area Transportation (SCAT)



3446 S TR 151
 Tiffin, OH 44883
 P (419) 448-7344 F (419) 448-8484

Mary Habig, Director
 scat@bright.net
 senecascat.org

Grantee

Seneca-Crawford Area Transportation (SCAT)
 3446 South Township Road 151
 Tiffin, OH 44883
 Mary Habig, Director
 scat@bright.net
 P (419) 448-7344 F (419) 448-8484

Provider

Fixed Route:
 N/A
Demand Response:
 Same As Agency

Additional Contact Information

System Characteristics

Sys Type: Demand Response
Sys Area: Seneca-Crawford Counties
Sys Sq Mi: 551
Sys Pop: 55,914

Service Hours	Fixed Route	Demand Resp
Weekdays	-	5:00AM-6:00PM
Saturdays	-	-
Sundays	-	-

Fares	Fixed Route	Demand Resp
Base	\$ 0.00	\$ 2.00
Youth	\$ 0.00	\$ 0.00
E & D	\$ 0.00	\$ 1.00
Transfers	\$ 0.00	\$ 0.00

Fares based on destination, \$2.00 - \$5.00, E&D
 \$1.00 - \$2.50.

Service Statistics	Fixed Route	Demand Resp
Annual Pass. Trips:	0	68,963
Annual E & D	0	19,070
Annual Vehicle Miles:	0	376,340
Annual Vehicle Hours:	0	27,695

Personnel (FTE)	Fixed Route	Demand Resp
Operations:	0	33
General Administration:	0	9
Total:	0	42

ODOT Status of Public Transit in Ohio

Seneca -Crawford Area Transportation (SCAT)--continued

Operating Expenses	Fixed Route	Demand Resp
Total Operating Costs:	\$ 0	\$ 791,292
Total Admin Costs:	\$ 0	\$ 306,726
<hr/>		
Total System Cost:	\$ 0	\$ 1,098,018

Operating Funds	Fixed Route	Demand Resp
Federal Assistance:	\$ 0	\$ 440,466
State Assistance:	\$ 0	\$ 94,925
State E&D Assistance:	\$ 0	\$ 18,358
Local Assistance:	\$ 0	\$ 226,993
Passenger Fares:	\$ 0	\$ 83,990
Contract Fares:	\$ 0	\$ 226,586
Other Revenues:	\$ 0	\$ 6,700
<hr/>		
Total Revenues:	\$ 0	\$ 1,098,018

Capital Funds	Fixed Route	Demand Resp
Local Assistance:	\$ 0	\$ 0
State Assistance:	\$ 0	\$ 0
Federal Assistance:	\$ 0	\$ 0
<hr/>		
Tot. Cap. Funds Awd:	\$ 0	\$ 0

Dedicated Local Funding Sources

S-T United Way
 F United Way
 Bus Advertising
 School of Opportunity
 FireLands
 DJFS
 Galion Schools
 Buckeye Central

Other Local Funding Sources:

St. Francis Nursing Home
 Autumnwood Care Center
 Good Shepherd
 Independence House
 Mercy Hospital
 Green Springs
 North Central School
 Bridges School
 Hopewell-Loudon
 Fostoria School
 Carey School

Performance Measures	Fixed Route	Demand Resp
Operating Recovery Ratio:	0.00%	28.29%
Cost Per Mile:	\$0.00	\$2.92
Cost Per Trip:	\$0.00	\$15.92
Trips Per Mile:	0.00	0.18
Trips Per Hour:	0.00	2.49

Vehicle Summary

#	Type	Year	Seating	Accessible	Fuel
1	MMV	*	5 + 1	Yes	GA
2	LTN	2013	10 + 0	No	GA
1	LTN	2013	12 + 0	No	GA
1	MMV	2013	5 + 1	Yes	GA
1	MMV	2015	5 + 1	Yes	GA
1	MV-1	2015	3 + 2	Yes	GA
1	SMV	2014	6 + 0	No	GA
1	CV	2011	2 + 3	Yes	GA
4	LTN	2011	10 + 2	Yes	GA
1	LTN	2011	12 + 2	Yes	GA
1	LTN	2010	8 + 2	Yes	GA
2	MMV	2010	4 + 1	Yes	GA
1	MMV	2010	5 + 1	Yes	GA
1	CV	2007	8 + 2	Yes	GA
1	CV	2006	10 + 3	Yes	GA
1	LTN	2006	8 + 2	Yes	GA
1	LTN	2006	12 + 2	Yes	GA
1	AO	2005	6 + 0	No	GA
1	MMV	2005	4 + 1	Yes	GA
1	CV	2008	7 + 2	Yes	GA
1	LTN	2008	8 + 2	Yes	GA
1	LTN	2008	10 + 2	Yes	GA
1	LTN	2008	12 + 2	Yes	GA
1	SMV	2008	6 + 0	No	GA
2	LTN	2009	8 + 2	Yes	GA

ODOT Status of Public Transit in Ohio



Shelby Public Transit

413 S. VanDemark Rd.
 Sidney, OH 45365
 P (937) 498-8151 F (937) 498-8750

Ron Schalow, Transit Manager
 rschalow@sidneyoh.com
<http://www.sidneyoh.com/public-transit/index.asp>

Grantee

City of Sidney
 Municipal Building
 201 West Poplar Street
 Sidney, OH 45365
 Mark Cundiff, City Manager
 mcundiff@sidneyoh.com
 P (937) 498-8202 F (937) 498-8139

System Characteristics

Sys Type: Demand Response
Sys Area: City of Sidney & Shelby County
Sys Sq Mi: 420
Sys Pop: 49,423

Service Hours	Fixed Route	Demand Resp
---------------	-------------	-------------

Weekdays	-	5:00AM-4:30PM
Saturdays	-	-
Sundays	-	-

Fares	Fixed Route	Demand Resp
-------	-------------	-------------

Base	\$ 0.00	\$ 0.00
Youth	\$ 0.00	\$ 0.00
E & D	\$ 0.00	\$ 0.00
Transfers	\$ 0.00	\$ 0.00

City: \$2.50 & \$1.00;
 County: \$5.00 & \$2.50

Service Statistics	Fixed Route	Demand Resp
--------------------	-------------	-------------

Annual Pass. Trips:	0	49,180
Annual E & D	0	27,661
Annual Vehicle Miles:	0	272,834
Annual Vehicle Hours:	0	18,067

Personnel (FTE)	Fixed Route	Demand Resp
-----------------	-------------	-------------

Operations:	0	15
General Administration:	0	4
Total:	0	19

Provider

Fixed Route:
 Shelby Public Transit
 413 S VanDemark Road
 Sidney, OH 45365
 Contact: Ron Schalow, Transit Manager
 P (937) 498-8151 F (937) 498-8750
 rschalow@sidneyoh.com

Demand Response:
 Same As Agency

Additional Contact Information

Transit Supervisor
 Regina Ostendorf (937) 498-8711
 rvostendorf@sidneyoh.com

Fleet Maintenance Manager
 Doug Dearing (937) 498-8754
 ddearing@sidneyoh.com

Finance Officer
 Ginger Adams (937) 498-8194
 gadams@sidneyoh.com

Network Administrator
 Joel Glass (937) 498-8125
 jglass@sidneyoh.com

HR Manager
 Vickie Allen (937) 498-8144
 vallen@sidneyoh.com

Assistant City Manager/Public Works Director
 Gary Clough (937) 498-8141
 gclough@sidneyoh.com

City Manager
 Mark Cundiff (937) 498-8202
 mcundiff@sidneyoh.com

Law Director
 Jeffrey Amick (937) 498-8791
 jamick@sidneyoh.com

Purchasing/Accountant
 Jennifer Wagner (937) 498-8749
 jwagner@sidneyoh.com

ODOT Status of Public Transit in Ohio

Shelby Public Transit--continued

Operating Expenses	Fixed Route	Demand Resp
Total Operating Costs:	\$ 0	\$ 605,634
Total Admin Costs:	\$ 0	\$ 257,162
<hr/>		
Total System Cost:	\$ 0	\$ 862,796

Operating Funds	Fixed Route	Demand Resp
Federal Assistance:	\$ 0	\$ 403,903
State Assistance:	\$ 0	\$ 99,333
State E&D Assistance:	\$ 0	\$ 27,987
Local Assistance:	\$ 0	\$ 0
Passenger Fares:	\$ 0	\$ 79,965
Contract Fares:	\$ 0	\$ 163,275
Other Revenues:	\$ 0	\$ 88,333
<hr/>		
Total Revenues:	\$ 0	\$ 862,796

Capital Funds	Fixed Route	Demand Resp
Local Assistance:	\$ 0	\$ 0
State Assistance:	\$ 0	\$ 0
Federal Assistance:	\$ 0	\$ 150,337
<hr/>		
Tot. Cap. Funds Awd:	\$ 0	\$ 150,337

Dedicated Local Funding Sources
--

Other Local Funding Sources:

City of Sidney General Fund
 Shelby County Commissioners General Fund

Performance Measures	Fixed Route	Demand Resp
Operating Recovery Ratio:	0.00%	28.19%
Cost Per Mile:	\$0.00	\$3.16
Cost Per Trip:	\$0.00	\$17.54
Trips Per Mile:	0.00	0.18
Trips Per Hour:	0.00	2.72

Vehicle Summary					
#	Type	Year	Seating	Accessible	Fuel
1	LTV-FS	2008	4 + 4	Yes	GA
1	SMV	2007	5 + 0	No	GA
2	LTV-FS	2010	12 + 2	Yes	GA
1	MMV	2010	4 + 1	Yes	GA
3	LTV-FS	2011	12 + 2	Yes	GA
1	MV-1	2014	3 + 1	Yes	GA
1	MV-1	2012	4 + 2	Yes	GA
1	MV-1	2015	3 + 1	Yes	GA
1	LTV-FS	2016		No	GA
1	MMV	2017		No	GA

13

ODOT Status of Public Transit in Ohio



South East Area Transit

375 Fairbanks Street
 Zanesville, OH 43701
 P (740) 454-8574 F (740) 454-7449

Howard Stewart, Transit Director
 director@seatbus.org
 www.seatbus.org

Grantee

South East Area Transit Board of Directors
 375 Fairbanks Street
 Zanesville, OH 43701
 Kurt Ufholz, Board President
 P (740) 454-8574 F (740) 454-7449

System Characteristics

Sys Type: Fixed Route & Demand Response
Sys Area: Muskingum County and Guernsey County
Sys Sq Mi: 1,187
Sys Pop: 126,161

Service Hours	Fixed Route	Demand Resp
---------------	-------------	-------------

Weekdays	6:00AM-6:00PM	6:00AM-6:00PM
Saturdays	-	-
Sundays	-	-

Fares	Fixed Route	Demand Resp
-------	-------------	-------------

Base	\$ 1.00	\$ 4.00
Youth	\$ 0.75	\$ 0.00
E & D	\$ 0.50	\$ 2.00
Transfers	\$ 0.00	\$ 0.00

FR \$1.00, E&D 1/2 Fare. Demand Response \$2.00
 City E&D, \$4.00 City Gen, \$4.00 County E&D, \$8.00
 County Gen, \$6.00 Muskingum County to Guernsey
 County E&D (and visa versa), \$12.00 General

Service Statistics	Fixed Route	Demand Resp
--------------------	-------------	-------------

Annual Pass. Trips:	96,622	36,103
Annual E & D	21,674	30,026
Annual Vehicle Miles:	212,028	140,130
Annual Vehicle Hours:	13,482	11,321

Personnel (FTE)	Fixed Route	Demand Resp
-----------------	-------------	-------------

Operations:	11	15
General Administration:	1	2
Total:	12	17

Provider

Fixed Route:
 South East Area Transit
 375 Fairbanks
 Zanesville, OH 43701
 Contact: Howard Stewart, Transit Director
 P (740) 454-8574 F (740) 454-7449
 director@seatbus.org

Demand Response:
 Same As Agency

Additional Contact Information

Maintenance Director
 Rich Wood (740) 454-8574
 rwood@seatbus.org

Business Director
 Dianne Gill (740) 454-8574
 dgill@seatbus.org

Board President
 Kurt Ufholz (740) 454-8574

Transportation Coordinator - Guernsey County Operations
 Arlene Johnson (740) 439-3393
 ajohnson@seatbus.org

Operations Director
 Andrea Thompson (740) 454-8574
 athompson@seatbus.org

ODOT Status of Public Transit in Ohio

South East Area Transit--continued

Operating Expenses	Fixed Route	Demand Resp
Total Operating Costs:	\$ 493,039	\$ 1,590,970
Total Admin Costs:	\$ 166,527	\$ 318,042
Total System Cost:	\$ 659,566	\$ 1,909,012

Operating Funds	Fixed Route	Demand Resp
Federal Assistance:	\$ 412,538	\$ 766,144
State Assistance:	\$ 14,000	\$ 26,000
State E&D Assistance:	\$ 6,311	\$ 3,620
Local Assistance:	\$ 0	\$ 40,529
Passenger Fares:	\$ 65,621	\$ 34,883
Contract Fares:	\$ 0	\$ 1,166,268
Other Revenues:	\$ 11,432	\$ 21,232
Total Revenues:	\$ 509,902	\$ 2,058,676

Capital Funds	Fixed Route	Demand Resp
Local Assistance:	\$ 0	\$ 0
State Assistance:	\$ 0	\$ 0
Federal Assistance:	\$ 60,065	\$ 111,550
Tot. Cap. Funds Awd:	\$ 60,065	\$ 111,550

Dedicated Local Funding Sources

City of Zanesville
 Muskingum County
 City of Cambridge
 Guernsey County
 Village of So. Zanesville

Other Local Funding Sources:

Performance Measures	Fixed Route	Demand Resp
Operating Recovery Ratio:	9.95%	62.92%
Cost Per Mile:	\$3.11	\$13.62
Cost Per Trip:	\$6.83	\$52.88
Trips Per Mile:	0.46	0.26
Trips Per Hour:	7.17	3.19

Vehicle Summary

#	Type	Year	Seating	Accessible	Fuel
2	LTV-HC	2017	16 + 2	Yes	GA
1	LTV-HC	2016	12 + 2	Yes	GA
3	LTV-HC	2016	16 + 2	Yes	GA
1	LTV-HC	2013	16 + 2	Yes	GA
1	CV	2014	10 + 1	Yes	GA
3	LTV-HC	2014	16 + 2	Yes	GA
3	LTV-HC	2010	12 + 2	Yes	GA
1	LTV-HC	2010	16 + 2	Yes	GA
3	MMV	2010	6 + 1	Yes	GA
2	LTV-HC	2007	14 + 2	Yes	GA
1	LTV-HC	2008	12 + 2	Yes	GA
1	LTV-HC	2008	10 + 3	Yes	GA
1	LTV-HC	2009	16 + 2	Yes	GA

ODOT Status of Public Transit in Ohio



Washington County/Community Action Bus Lines (CABL)

223 Putnam Street
 Marietta, OH 45750
 P (740) 373-6623 F (740) 373-7693

Rick Peoples, County Clerk
 rpeoples@wccgov.org
 www.wmcap.org/transportation.html

Grantee

Washington County Board of Commissioners
 223 Putnam Street
 Marietta, OH 45750
 Ron Feathers, Commissioner
 rfeathers@wccgov.org
 P (740) 373-6623 F (740) 373-7693

System Characteristics

Sys Type: Fixed Route, Demand Response & ADA Paratransit
Sys Area: Washington County & City of Marietta
Sys Sq Mi: 635
Sys Pop: 61,778

Service Hours	Fixed Route	Demand Resp
Weekdays	7:00AM-5:00PM	7:00AM-5:00PM
Saturdays	8:00AM-1:00PM	8:00AM-1:00PM
Sundays	-	-

Fares	Fixed Route	Demand Resp
Base	\$ 0.80	\$ 0.80
Youth	\$ 0.00	\$ 0.00
E & D	\$ 0.40	\$ 0.40
Transfers	\$ 0.00	\$ 0.00

0-8 miles \$1; 8-12 miles \$1.25; 12-18 miles \$1.50;
 18+ miles \$2

Service Statistics	Fixed Route	Demand Resp
Annual Pass. Trips:	15,240	4,152
Annual E & D	12,681	4,121
Annual Vehicle Miles:	90,039	15,005
Annual Vehicle Hours:	5,735	2,554

Personnel (FTE)	Fixed Route	Demand Resp
Operations:	5	1
General Administration:	2	0
Total:	7	1

Provider

Fixed Route:
 Community Action Program of Washington-Morgan Counties
 218 Putnam Street
 Marietta, OH 45750
 Contact: Gerry Spencer, Fiscal Officer
 P (740) 373-3745 F (740) 373-6775
 gspencer@wmcap.org

Demand Response:
 Community Action Program of Washington-Morgan Counties
 218 Putnam Street
 Marietta, OH 45750
 Contact: Gerry Spencer, Fiscal Officer
 P (740) 373-3745 F (740) 373-6775
 gspencer@wmcap.org

Additional Contact Information

Fiscal Officer
 Gerry Spencer (740) 373-3745
 gspencer@wmcap.org

Human Resources Manager
 Penny Reed (740) 373-3745
 preed@wmcap.org

Director Planning PTMS Coordinator
 Dawn Rauch (740) 373-3745
 drauch@wmcap.org

President
 David White

Commissioner
 Ron Feathers (740) 373-6623
 rfeathers@wccgov.org

ODOT Status of Public Transit in Ohio

Washington County/Community Action Bus Lines (CABL)--continued

Operating Expenses	Fixed Route	Demand Resp
Total Operating Costs:	\$ 286,425	\$ 122,756
Total Admin Costs:	\$ 0	\$ 0
<hr/>		
Total System Cost:	\$ 286,425	\$ 122,756

Operating Funds	Fixed Route	Demand Resp
Federal Assistance:	\$ 137,347	\$ 123,403
State Assistance:	\$ 42,670	\$ 18,288
State E&D Assistance:	\$ 3,540	\$ 3,208
Local Assistance:	\$ 50,659	\$ 20,822
Passenger Fares:	\$ 6,441	\$ 2,803
Contract Fares:	\$ 0	\$ 0
Other Revenues:	\$ 0	\$ 0
<hr/>		
Total Revenues:	\$ 240,657	\$ 168,524

Capital Funds	Fixed Route	Demand Resp
Local Assistance:	\$ 0	\$ 0
State Assistance:	\$ 0	\$ 0
Federal Assistance:	\$ 0	\$ 0
<hr/>		
Tot. Cap. Funds Awd:	\$ 0	\$ 0

Dedicated Local Funding Sources

Other Local Funding Sources:

Performance Measures	Fixed Route	Demand Resp
Operating Recovery Ratio:	2.25%	2.28%
Cost Per Mile:	\$3.18	\$8.18
Cost Per Trip:	\$18.79	\$29.57
Trips Per Mile:	0.17	0.28
Trips Per Hour:	2.66	1.63

Vehicle Summary					
#	Type	Year	Seating	Accessible	Fuel
1	LTN	2009	10 + 2	Yes	DF
1	B30-MD	2006	10 + 2	Yes	DF
1	LTV-FS	2010	16 + 2	Yes	DF
1	LTN	2012	10 + 2	Yes	DF
2	LTV-FS	2012	16 + 2	Yes	DF

6

ODOT Status of Public Transit in Ohio



Wilmington Transit System

260 Charles Street
 Wilmington, OH 45177
 P (937) 382-7964 F (937) 382-2301

Tony Morris, Director of Public Transit
 tmorris@wilmingtoncitycab.org
<http://www.ci.wilmington.oh.us/citycab.cfm>

Grantee

City of Wilmington
 69 North South Street
 Wilmington, OH 45177
 John Stanforth, Mayor
 mayor@ci.wilmington.oh.us
 P (937) 382-5458 F (937) 382-0931

System Characteristics

Sys Type: Demand Response
Sys Area: City of Wilmington
Sys Sq Mi: 7
Sys Pop: 11,999

Service Hours	Fixed Route	Demand Resp
Weekdays	-	6:30AM-7:30PM
Saturdays	-	9:00AM-3:00PM
Sundays	-	9:00AM-3:00PM

Fares	Fixed Route	Demand Resp
Base	\$ 0.00	\$ 2.00
Youth	\$ 0.00	\$ 0.00
E & D	\$ 0.00	\$ 1.00
Transfers	\$ 0.00	\$ 0.00

\$1.00 per mile per person outside city limits.

Service Statistics	Fixed Route	Demand Resp
Annual Pass. Trips:	0	145,859
Annual E & D	0	68,892
Annual Vehicle Miles:	0	585,728
Annual Vehicle Hours:	0	40,904

Personnel (FTE)	Fixed Route	Demand Resp
Operations:		
General Administration:		
Total:		

Provider

Fixed Route:
 Wilmington Transit System
 260 Charles Sreet,
 Wilmington, OH 45177
 Contact: Tony Morris, Director of Public Transit
 P (937) 382-7964 F (937) 382-2301
 tmorris@wilmingtoncitycab.org

Demand Response:
 Same As Agency

Additional Contact Information

Operations, ADA, PTMS Coordinator

Dan Daniels (937) 382-7964
 ddaniels@ci.wilmington.oh.us

Administrative, Training Coordinator

Danny Sheeley (937) 382-7964

Mayor

John Stanforth (937) 382-5458
 mayor@ci.wilmington.oh.us

ODOT Status of Public Transit in Ohio

Wilmington Transit System--continued

Operating Expenses	Fixed Route	Demand Resp
Total Operating Costs:	\$ 0	\$ 1,181,426
Total Admin Costs:	\$ 0	\$ 217,859
<hr/>		
Total System Cost:	\$ 0	\$ 1,399,285

Operating Funds	Fixed Route	Demand Resp
Federal Assistance:	\$ 0	\$ 321,129
State Assistance:	\$ 0	\$ 168,113
State E&D Assistance:	\$ 0	\$ 68,181
Local Assistance:	\$ 0	\$ 446,917
Passenger Fares:	\$ 0	\$ 319,910
Contract Fares:	\$ 0	\$ 53,035
Other Revenues:	\$ 0	\$ 22,000
<hr/>		
Total Revenues:	\$ 0	\$ 1,399,285

Capital Funds	Fixed Route	Demand Resp
Local Assistance:	\$ 0	\$ 0
State Assistance:	\$ 0	\$ 0
Federal Assistance:	\$ 0	\$ 0
<hr/>		
Tot. Cap. Funds Awd:	\$ 0	\$ 0

Dedicated Local Funding Sources

Other Local Funding Sources:

Performance Measures	Fixed Route	Demand Resp
Operating Recovery Ratio:	0.00%	26.65%
Cost Per Mile:	\$0.00	\$2.39
Cost Per Trip:	\$0.00	\$9.59
Trips Per Mile:	0.00	0.25
Trips Per Hour:	0.00	3.57

Vehicle Summary					
#	Type	Year	Seating	Accessible	Fuel
1	SMV	2011	6 + 0	No	GA
1	MMV	2010	4 + 1	Yes	GA
1	LTN	2014	8 + 2	Yes	GA
2	MMV	2014	6 + 1	Yes	GA
1	LTN	2012	8 + 2	Yes	GA
1	MMV	2012	4 + 1	Yes	GA
1	LTN	2009	8 + 2	Yes	GA
2	LTN	2013	8 + 2	Yes	GA
2	SMV	2013	6 + 0	No	GA
8	MMV	2016	6 + 1	Yes	GA

20

ODOT Status of Public Transit in Ohio



WSOS Community Action Commission, Inc.

PO Box 590
 Fremont, OH 43420
 P (419) 332-8091 F (419) 332-8720

Jacque Wells, Child Development & Rural Transit Director
 jswells@wsos.org
 www.wsos.org/programs/seniors/trips.php

Grantee

WSOS Community Action Commission, Inc.
 PO Box 590
 109 S Front Street
 Fremont, OH 43420
 Ruthann House, President/CEO
 rahouse@wsos.org
 P (419) 332-8091 F (419) 332-8720

System Characteristics

Sys Type: Demand Response
Sys Area: Sandusky County
Sys Sq Mi: 409
Sys Pop: 60,944

Service Hours	Fixed Route	Demand Resp
Weekdays	-	5:00 AM-7:00 PM
Saturdays	-	5:00 AM-12:00 PM
Sundays	-	-

Fares	Fixed Route	Demand Resp
Base	\$ 0.00	\$ 2.00
Youth	\$ 0.00	\$ 0.00
E & D	\$ 0.00	\$ 0.00
Transfers	\$ 0.00	\$ 0.00

Zone 1 (Fremont City Limits): \$2.00
 Zone 2 (Sandusky and Ballville Townships): \$3.00
 Zone 3 (All of Sandusky County): \$4.00
 If a trip crosses any zone, only the higher rate applies.

Service Statistics	Fixed Route	Demand Resp
Annual Pass. Trips:	0	42,738
Annual E & D	0	0
Annual Vehicle Miles:	0	448,687
Annual Vehicle Hours:	0	22,934

Personnel (FTE)	Fixed Route	Demand Resp
Operations:	0	16
General Administration:	0	2
Total:	0	18

Provider

Fixed Route:
 WSOS Community Action Commission, Inc.
 109 S. Front Street
 Fremont, OH 43420
 Contact: Jacque Wells, Child Development & Rural Transit Director
 P (419) 334-8911 F (419) 332-8720
 jswells@wsos.org

Demand Response:
 Same As Agency

Additional Contact Information

Chief Financial Officer
 David Kipplen (419) 334-8911
 drkipplen@wsos.org

Director of Human Resources, Risk Manager
 Adrienne Fausey (419) 334-8911
 anfausey@wsos.org

IT Manager
 LaDonna Tarris (419) 334-8911
 LDTarris@wsos.org

MIS Coordinator
 Rachel Olvera (419) 332-2005
 rxolvera@wsos.org

President/CEO
 Ruthann House (419) 334-8911
 rahouse@wsos.org

Accounts Receivable Specialist
 Terri Laeng (419) 333-6024
 tllaeng@wsos.org

Planning and Development Director
 Cheryl Denny (419) 334-8911
 cadenny@wsos.org

Mobility Coordinator
 Todd Robinson (419) 334-8911
 tmrobinson@wsos.org

ODOT Status of Public Transit in Ohio

WSOS Community Action Commission, Inc.--continued

Operating Expenses	Fixed Route	Demand Resp
Total Operating Costs:	\$ 0	\$ 834,802
Total Admin Costs:	\$ 0	\$ 402,266
Total System Cost:	\$ 0	\$ 1,237,068

Operating Funds	Fixed Route	Demand Resp
Federal Assistance:	\$ 0	\$ 538,740
State Assistance:	\$ 0	\$ 85,775
State E&D Assistance:	\$ 0	\$ 0
Local Assistance:	\$ 0	\$ 0
Passenger Fares:	\$ 0	\$ 64,046
Contract Fares:	\$ 0	\$ 425,049
Other Revenues:	\$ 0	\$ 123,458
Total Revenues:	\$ 0	\$ 1,237,068

Capital Funds	Fixed Route	Demand Resp
Local Assistance:	\$ 0	\$ 0
State Assistance:	\$ 0	\$ 0
Federal Assistance:	\$ 0	\$ 4,714
Tot. Cap. Funds Awd:	\$ 0	\$ 4,714

Dedicated Local Funding Sources

Other Local Funding Sources:

Performance Measures	Fixed Route	Demand Resp
Operating Recovery Ratio:	0.00%	39.54%
Cost Per Mile:	\$0.00	\$2.76
Cost Per Trip:	\$0.00	\$28.95
Trips Per Mile:	0.00	0.10
Trips Per Hour:	0.00	1.86

Vehicle Summary					
#	Type	Year	Seating	Accessible	Fuel
1	LTV-FS	2016	12 + 2	Yes	GA
2	LTV-N	2016	6 + 3	Yes	GA
1	MV-1	2016	3 + 1	Yes	GA
2	LTV-FS	2015	12 + 2	Yes	GA
2	MV-1	2015	3 + 1	Yes	GA
1	LTN	2014	6 + 3	Yes	GA
1	LTV-N	2014	6 + 3	Yes	GA
1	MMV	2014	6 + 2	Yes	GA
1	MV-1	2014	3 + 2	Yes	GA
2	MMV	2010	5 + 1	Yes	GA
1	LTN	2011	12 + 0	No	GA
1	AO	2005	5 + 0	No	GA
1	MMV	2007	5 + 1	Yes	GA

Section Four



Specialized Transportation Program

Ohio's Specialized Transportation Program

Ohio's Specialized Transportation Program, as authorized by 49 USC Section 5310, authorizes capital grants for the purpose of assisting organizations in providing transportation services to meet the special needs of elderly persons and persons with disabilities where existing transportation services are unavailable, insufficient or inappropriate.

Specialized Transportation Program applicants are private nonprofit corporations or public bodies, which serve as the lead agency in an Ohio Coordination Program project or which certify to ODOT that no private nonprofit corporations are readily available in their area to provide transportation services to elderly persons and persons with disabilities.

In Ohio, ODOT's Office of Transit administers the program. Funds from the Federal Transit Administration (FTA) provide 80 percent of the cost of capital items; the remaining 20 percent must be provided from a local, nonfederal source. ODOT writes the specifications and actually purchases the vehicles with costs reimbursed by FTA and the agency.

The Specialized Transportation Program has two types of applicants – those from urbanized areas and those from non-urbanized areas. While ODOT administers the program for the entire state, certain responsibilities are assigned to the seventeen Metropolitan Planning Organizations (MPO). ODOT has established the eligibility requirements to be used for all applicants. Each MPO may establish additional eligibility requirements and deadlines to fit its urbanized area's needs so long as such requirements and deadlines are not less restrictive than ODOT's. All Specialized Transportation Program projects must be derived from a Locally Developed Coordinated Public Transit Human Services Transportation Plan.

The following agencies, listed by county, are operating Specialized Transportation Program vehicles:

ADAMS

Adams County Senior Citizens Council, Inc.(937) 544-3979

ALLEN

Allen County Council on Aging, Inc.(419) 228-5135
Allen County Regional Transit Authority(419) 222-5745
Delphos Senior Citizens, Inc..... (419) 692-1331
Lima Allen Council on Community Affairs(419) 227-0158
Marimor Industries, Inc (419) 221-3145

ASHTABULA

Country Neighbor Programs, Inc..... (440) 437-6311
Geneva Area Senior Corporation..... (440) 466-3048

ATHENS

Athens Public Transit(740) 767-4500
Hocking. Athens. Perry Community Action(740) 767-4500
Auglaize County Council On Aging(419) 394-8252

BELMONT

Belmont County Board Of DD/Belmont County Commissioners(740) 391-0253

BROWN

Adams Brown Counties Economic Opportunities Inc(937) 544-3979
Brown County Senior Citizens Council(937) 378-6603

BUTLER

Abilities First Foundation(513) 423-9496
Middletown Area Senior Citizens, Inc., dba Central Connections(513) 217-2482
Partners in Prime(513) 867-9195

CHAMPAIGN

Lawnview Industries, Inc. (Person Centered Services)(937) 508-4709

CLARK

Community Mercy Health Partner/Oakwood Village(937) 390-9000
Elderly United of Springfield and Clark County Inc..... (937) 521-3000
Quest Adult Services Inc(937) 328-5240
TAC Industries(937) 525-7487

CLERMONT

CLERCO, Inc.(513) 732-4921
Clermont Counseling Center(513) 947-7118
Clermont Senior Services Inc.(513) 536-4062

CLINTON

City of Wilmington(937) 382-7964

COSHOCTON

Coshocton County Coordinated Transportation Agency(740) 622-7139
Kno-Ho-Co Ashland CAC(740) 622-4852
Residential Home for the Developmentally Disabled, Inc.(740) 502-1838

CRAWFORD

Crawford County Council on Aging, Inc..... (419) 562-3050

CUYAHOGA

Catholic Charities Corporation(216) 334-2900
City of Bedford(440) 735-6573
City of Berea(440) 826-4891
City of Brecksville (440) 526-2622
City of Broadview Heights Human Services Department(440) 526-4074
City of North Royalton(440) 582-6333
City of Parma Heights (440) 888-4416
City of Solon(440) 349-6363
City of Strongsville(440) 580-3277
Eldercare Services Institute, LLC..... (216) 373-2011
Eliza Bryant Village(216) 361-6141
Goodrich-Gannett Neighborhood Center(216) 432-1717
Helen S. Brown Senior Center..... (216) 761-8410
HELP Foundation, Inc.(216) 432-4810
Jewish Family Services Assoc. of Cleveland(216) 504-6433
Koinonia Homes(216) 926-8587
Lakewood Foundation (216) 521-1515
Maple Heights Senior Development(216) 587-9602
NEOHS DBA Connections Health Wellness Advocacy(216) 831-6467

Orange Senior Advisory Council Assn/Orange City Schools.....	(216) 267-3645
Parma Commission on Aging	(440) 885-8800
Schnurmann House	(440) 461-4588
Senior Citizen Resources	(216) 749-5367
Southwest General Health Center	(440) 816-8953
United Cerebral Palsy Association of Greater Cleveland	(216) 791-8363
University Settlement	(216) 641-8948
Vocational Guidance Services	(216) 881-6033
Welcome House, Inc.	(440) 356-2330
West Side Community House	(216) 771-7297
Youth Challenge	(440) 892-1001

DELAWARE

The Alpha Group of Delaware, Inc.	(740) 513-3474
--	----------------

ERIE

Ability Works Inc.	(419) 626-1048
Serving our Seniors	(419) 624-1856

FAIRFIELD

Canal Winchester Human Services	(614) 834-3888
Fairfield Center for disAbilities & Cerebral Palsy, Inc.	(740) 653-5501
The Salvation Army - Samaritan Center for Adult Care	(740) 687-1921

FAYETTE

Fayette County Commissioners	(740) 335-2159
Fayette Progressive Industries	(740) 335-7453

FRANKLIN

American Red Cross	(614) 253-2740
City of Groveport	(614) 836-7433
Food for Good Thought Vocational Support, Inc.	(614) 595-7729
Life Center: Adult Day Care Wesley Ridge	(614) 501-1302
National Church Residences Barnesville.....	(740) 619-0239
National Church Residences Center for Senior Health/Heritage Day.....	(614) 890-1099
Netcare Corporation	(614) 278-0109
Senior Independence (OPRS)	(614) 433-0031
LifeCare Alliance	(614) 278-3130

FULTON

Hands of Grace Faith in Action	(419) 822-3556
--------------------------------------	----------------

GALLIA

Galco, Inc.	(740) 446-3775
Gallia County Council on Aging	(740) 446-7000
Woodland Centers	(740) 446-5500

GEAUGA

Metzenbaum Sheltered Industries, Inc.	(330) 272-2515
--	----------------

GREENE

Beavercreek Enrichment Association(937) 426-6166
Xenia Adult Recreation And Services Center(937) 376-4353

GEURNSEY

Guernsey County Senior Citizens Center, Inc. (740) 439-6681

HAMILTON

Anderson Senior Center dba CASS(513) 559-4485
Cincinnati Area Senior Services(513) 721-4330
Easter Seals Tristate, LLC(513) 985-0515
Jewish Community Center of Cincinnati(513) 761-7500
Maple Knoll Communities dba Sycamore Senior Center(513) 686-1002
Maple Knoll Communities DBA The Knolls Of Oxford(513) 524-7995
Maple Knoll Communities, Inc.- Maple Knoll Village(513) 782-2477
North College Hill Community Seniors, Inc..... (513) 521-3462
OPRS - Sr. Independence Llanfair..... (513) 591-4520
Oxford Senior Citizens, Inc.(513) 523-8100
Wesley Community Services(513) 661-2777
West College Hill Neighborhood Services, Inc. (513) 542-7379

HANCOCK

Blanchard Valley Industries, Inc..... (419) 422-6386

HARDIN

Hardin County Council on Aging, Inc.(419) 673-1102

HENRY

Henry County Transportation Network(419) 592-8726

HIGHLAND

FRS Transportation, Inc.(937) 393-0585
Highland County Community Action(937) 393-3458

HOCKING

Logan Public Transit(740) 385-6813

HURON

Service for Aging Inc.dba Senior Enrichment Services(419) 668-6245

JACKSON

Jackson County Board on Aging, Inc.(740) 286-2909
Jackson-Vinton Community Action, Inc.(740) 384-3722

JEFFERSON

Jefferson Behavioral Health System..... (740) 264-7751
Jefferson County Sheltered Workshop(740) 264-4608
TRI STATE HEALTH..... (740) 314-5176

LAKE

Lake County Educational Service Center(440) 357-7542
OPRS-Breckenridge Village (Ohio Living)(440) 954-8343

LAWRENCE

Ironton-Lawrence County CAO(740) 532-2269
Tri-State Industries(740) 532-0406

LICKING

Catholic Social Services.....(740) 345-2565
Licking County Aging Program Inc..... (740)345-0821

LOGAN

West Liberty Care Center (Green Hills Community) (937) 465-5065

LORAIN

Goodwill Industries of Lorain County, Inc.(440) 244-3174
Lorain County Alcohol and Drug Abuse Services, Inc.(440) 989-4952
North Ridgeville Seniors, Inc.(440) 353-0856
The Lucy Idol Center for the Handicapped, Inc.(440) 967-6724
The Nord Center(440) 204-4138
Wesleyan Village..... (440) 284-9204

LUCAS

Anne Grady Corporation(419) 868-7433
Bittersweet Farms Inc.(419) 875-6986
East Toledo Family Center(419) 691-2254
Friendship New Vision, Inc.(419) 534-5437
Little Sisters of the Poor(419) 691-6646
Margaret L Hunt Senior Center, Inc.(410) 385-2595
Neighborhood Health Association(419) 255-6206
Patient Advocacy.....(419) 693-7481
United Jewish Council of Greater Toledo(419) 531-2119

MADISON

Madison County Board of DD(740) 852-7050
Madison County Senior Citizens Center Inc.....(740) 852-3001

MAHONING

Antonine Sisters Day Care(330) 538-9822
Associated Neighborhood Centers(330) 744-4377
City of Struthers(330) 755-2181
Easter Seals of Mahoning, Trumbull and Columbiana Counties.....(330) 743-1168
Golden String Inc.(330) 503-6990
Mahoning County Board of Developmental Disabilities (MASCO, Inc.)(330) 797-2839
Village of Lowellville(330) 536-6415

MARION

United Church Homes.....(937) 426-8481

MEDINA

Medina County Board of Developmental Disabilities (330) 421-3802
Society for Handicapped Citizens of Medina County, Inc. (330) 722-1900

MEIGS

Meigs Industries, Inc. (740) 992-6681

MERCER

CA Group Inc.(419) 856-2137
Mercer County Council on Aging (419) 586-1644

MIAMI

Riverside-Miami County Board of DD (937) 440-3035
Sunrise Center for Adults, Inc.(937) 778-3680
Community Action Partnership of GDA(937) 547-9129

MONTGOMERY

Eastway Corporation..... (937) 496-2000
Goodwill Easter Seals of Miami Valley(937) 269-4412
Kettering Parks Foundation..... (937) 296-2454
Mary Scott Nursing Homes, Inc.(937) 278-0761
United Rehabilitation Services(937) 233-1230
Wesley Community Center(937) 263-3557

MORROW

Morrow County(419) 949-2603
Morrow County Services for Older Citizens Inc..... (419) 946-4191

OTTAWA

Luther Home of Mercy(419) 972-4436

PIKE

Community Action Committee of Pike County(740) 947-5555

PORTAGE

Family & Community Services, Inc.(330) 297-7027

PREBLE

Preble County Council on Aging, Inc.(937) 456-4947

PUTNAM

Putnam County Council on Aging, Inc.(419) 523-4121

RICHLAND

Dayspring Assisted Living & Care Facility(419) 774-5894
Lexington Senior Civic Center, Inc.(419) 884-0765
Mary McLeod-Bethune Intervention & Enrichment Center(419) 522-6712
Rehabilitation Service of NCO dba The Center for Individual & Fam Serv(419) 774-2201

SCIOTO

The Counseling Center Inc.(740) 354-6685

SENECA

Seneca County Board of DD (419) 447-7521

Seneca County Commission on Aging, Inc.(419) 447-5792

STARK

First Christian Church (330) 456-2600

Mercy Medical Center(330) 489-1000

The ABCD, Inc.(330) 455-6385

SUMMIT

Interval Brotherhood Homes, Inc.(330) 644-4095

United Disability Services(330) 762-9751

TRUMBULL

Lake Vista of Cortland(330) 638-2420

SCOPE, Inc. of Trumbull County(330) 399-8846

Trumbull Community Action Program(330) 395-2287

TUSCARAWAS

Community Mental Healthcare, Inc..... (330) 343-6631

Horizons of Tuscarawas & Carrol Counties, Inc. (330) 364-5415

Society for Equal Access.....(330) 343-9292

Tuscarawas County Committee on Aging(330) 364-6611

UNION

Union County Commissioners(937) 642-5100

VAN WERT

Van Wert County Council on Aging(419) 238-5011

VINTON

Vinton County Senior Citizens, Inc (740) 596-4706

Vinton Industries, Inc.(740) 486-7303

WARREN

Franklin Adult Day Center/Senior Independence (OPRS)(513) 218-8044

Warren County Community Services(513) 695-2222

Walter & Audrey Deardoff Trust DBA Deardoff Senior Citizens Center(937) 743-8100

WASHINGTON

O'Neill Senior Center(740) 373-3914

WASCO, INC.(740) 373-3418

WILLIAMS

Quadco Rehabilitation Center, Inc.(419) 682-1011

Williams County Commisioners(419) 636-4047

WOOD

Children's Resource Center(419) 352-7588

WYANDOT

Wyandot County Board of Developmental Disabilities(419) 294-4901

Wyandot County Commissioners(419) 294-6427

Wyandot County Council on Aging(419) 294-5733

Section Five



Vehicle Codes

New Vehicle Code	Comments	Disposition Eligible	Mileages
AO	Automobile	4 Years	
AV	Accessible Van	5 years	120,000
B30-LD	Bus 30-Foot Light Duty	5 Years	150,000
B30-MD	Bus 30-Foot Medium Duty	7 Years	200,000
B30-HD	Bus 30-Foot Heavy Duty	10 Years	350,000
B35-HD	Bus 35-Foot Heavy Duty	12 Years	500,000
B40-HD	Bus 40-Foot Heavy Duty	12 Years	500,000
B45-HD	Bus 45-Foot Heavy Duty	12 Years	500,000
B60-HD	Bus 60-Foot Heavy Duty	12 Years	500,000
B65-HD	Bus 65-Foot Heavy Duty	12 Years	500,000
CV	Converted Van	5 Years	100,000
HR	Heavy Rail Car	25 Years	
IB	Intercity Bus	10 Years	350,000
LR	Light Rail Car	25 Years	
LTV-FS	Light Transit Vehicle - Fiberglass/Steel	6 Years	150,000
LTV-HC	Light Transit Vehicle - Honey Comb	6 Years	150,000
LTV-L	Light Transit Vehicle - Low Floor	5 Years	120,000
LTV-N	Light Transit Vehicle - Narrow	5 Years	120,000
MMV	Modified Minivan	5 Years	120,000
MV-1	Dedicated Mobility Vehicle	5 Years	120,000
SMV	Standard Minivan	5 Years	120,000
SV	Basic Standard Van	5 Years	120,000
SUP	Support Vehicle	5 Years	120,000
TB	Trolleybus	10 Years	350,000

Section Six



Mobility Managers

**Subrecipients of Federal Funding Received and Apportioned by ODOT
for Mobility Management Activities in Calendar Year 2017**

1: AREA AGENCY ON AGING 3

200 East High Street, 2nd Floor

Lima, OH 45801

(419) 222-7723

(800) 653-7723

(419) 222-6212 fax

epetrie@psa3.org

www.mytransportation.org

Facebook: [/aaa3.olderamericans](https://www.facebook.com/aaa3.olderamericans)

Twitter: [@AAA3Ohio](https://twitter.com/AAA3Ohio)

Erica Petrie, Mobility Manager

Service area: Allen, Auglaize, Hancock, Hardin,
Mercer, Putman, Van Wert

**2: COMMUNITY ACTION COMMISSION OF
FAYETTE COUNTY**

1400 US Highway 22 NW

Washington Court House, OH 43160

(740) 335-7282

(740) 313-7062

(740) 335-6802 fax

mrhoades@cacfayettecounty.org

www.cacfayettecounty.org

Mekia Rhoades, Mobility Manager

Service area: Fayette County

**3: COMMUNITY ACTION COMMITTEE OF PIKE
COUNTY**

941 Market Street

Piketon, OH 45661

(740) 289-2371

(866) 820-1185

(740) 289-4291 fax

508 Howard Street

Waverly, OH 45690

(740) 835-8474

(740) 835-8486

amelliott@pikecac.orgwww.pikecac.org

www.pikemobility.org

Amanda Elliott, Mobility Manager

Service area: Pike County

4: COSHOCTON COUNTY COMMISSIONERS

401½ Main Street

Coshocton, OH 43812

(740) 622-1753

(740) 622-4917 fax

Coshocton County Coordinated Transportation
Agency

349½ Main Street

Coshocton, OH 43812

(740) 622-7139

(740) 623-2591 fax

sheilareger@coschoctoncounty.net

www.coschoctoncounty.net/agency/transportation

n

Sheila Reger, Mobility Manager

Service area: Coshocton County

5: FRS TRANSPORTATION

313A Chillicothe Avenue
Hillsboro, OH 45133
(937) 393-0585
(937) 393-0588 fax
melliott@frshighland.org
www.frstransportation.org
Melody G. Elliott, Mobility Manager
Service area: Highland County

6: HENRY COUNTY COMMISSIONERS

1853 Oakwood Avenue
Napoleon, OH 43545
(419) 592-4876
(419) 592-4016 fax
Henry County Transportation Network
130 East Clinton Street
Napoleon, OH 43545
(419) 592-8726
(800) 619-8726
msaneholtz@napoleonohio.com
www.henrycountyohio.com
Michael L. Saneholtz, Mobility Manager
Service area: Henry County

7: HOCKING.ATHENS.PERRY COMMUNITY ACTION

P.O. Box 220
Glouster, OH 45732
(740) 767-4500
(800) 686-1093
(740) 767-2301 fax
Athens Transportation Office
1015 East State Street
Athens, OH 45701
Jessie.schmitzer@hapcap.org
www.athensmobility.com
Facebook: [/HAPCAP](#)
Twitter: [@hapcap](#)
Jessie Schmitzer, Mobility Manager
Service area: Athens County

8: JACKSON-VINTON COMMUNITY ACTION, INC.

118 South New York Avenue
Wellston, OH 45692
(740) 384-3722
(800) 686-4339
(740) 384-5815 fax
triegel@jvcai.org
www.jvcai.org
Tammy Riegel, Mobility Manager
Service area: Jackson and Vinton counties

9: MORROW COUNTY COMMISSIONERS

80 North Walnut Street
Mount Gilead, OH 43338
(419) 947-4085
Morrow County Transportation Collaborative
619 West Marion Road
Mt. Gilead, OH 43338
(419) 864-3500
(419) 949-2603
(419) 864-3551 fax
mctc2009@gmail.com
www.morrowcounty.info
Tim Maceyko, Mobility Manager
Service area: Morrow County

10: RICHLAND COUNTY REGIONAL PLANNING COMMISSION¹

35 North Park Street, Suite 230
Mansfield, OH 44902
(419) 774-5684
(419) 774-6201
(419) 774-5685 fax
jgray@rcrpc.org
www.rcrpc.org
Facebook: [\(click\)](#)
Twitter: [@RichlandCRPC](#)
Jennifer Gray, Mobility Manager
Service area: Richland County

11: TUSCARAWAS COUNTY SENIOR CENTER¹

TuscTransit
425 Prospect Street
Dover, OH 44622
(330) 364-6611
(330) 204-6524
(330) 364-9291 fax
slhursey@yahoo.com
www.tusctransit.org
Shannon L. Hursey, Mobility Manager
Service area: Tuscarawas County

12: WSOS COMMUNITY ACTION COMMISSION

109 South Front Street
Fremont, OH 43420
(419) 334-8911
(800) 775-9767
(419) 332-8720 fax
2317 Countryside Drive
Fremont, OH 43420
(419) 332-8091
(419) 334-4432
trobinson@wsos.org
www.wsos.org/mobility
Facebook: [/WSOSCommunityAction](https://www.facebook.com/WSOSCommunityAction)
Twitter: [@WSOSCAC](https://twitter.com/WSOSCAC)
Todd Robinson, Mobility Manager
Service area: Sandusky County

13: Pickaway Area Rural Transit

469 East Ohio St
Circleville, OH 43113
(740) 474-8835
Fax: (740) 474-5735
brickerd@picca.info
www.picca.info/trans.htm
Bruce Rickerd, Mobility Manager
Service Area: Pickaway County

14: Catholic Social Services of the Miami Valley

1201 Fairington Drive
Sidney, OH 45365
(937) 575-7115
Fax: (937) 658-6071
mcaserta@cssmv-sidney.org
www.cssmv-sidney.org
Michelle Caserta, Mobility Manager
Service Area: Champaign, Darke, Shelby Counties

15: RTC Industries

334 E Columbus Ave
Bellefontaine, OH 43311
(937)592-0534
Fax: (937) 592-9034
triegel@jvcai.org
www.rtcindustries.org
Tammy Riegel, Mobility Manager
Service Area: Logan County

**16: Hancock Hardin Wyandot Putnam
Community Action Commission**

122 Jefferson St
PO Box 179
Findley, OH 45839
(419) 423-3755
Fax (419) 423-4115
pzimmerly@hhwpcac.com
www.hhwpcac.org
Pam Zimmerly, Mobility Manager
Service Area: Wyandot, Hancock Counties

17: Preble County Council on Aging

800 East St. Clair St
Eaton OH 45320
(937) 456-4947
1-800-238-5146
Fax (937) 456-6565
www.prebleseniorcenter.org
tmiller@prebleseniorcenter.org
Tim Miller, Mobility Manager
Service Area: Preble County

Notes

All mobility management projects are funded through Section 5310 funds.

Service areas apply to mobility management activities and are not necessarily coextensive with the overall jurisdiction or Service area of the sub-recipient.

This document is not an all-inclusive list of entities receiving federal funds for mobility management activities in Ohio. The designated recipients of Section 5310 funding in urbanized areas over 200,000 in population (Akron, Canton, Cincinnati, Cleveland, Columbus, Dayton, Toledo, and Youngstown) may direct some or all of their apportionments to mobility management activities in their respective jurisdictions. For a list of designated recipients in urbanized areas over 200,000 in population, see www.fta.dot.gov/13093_7404.html and www.fta.dot.gov/13093_7405.html.

Olivia Hook by phone, 614-466-8957, or email, Olivia.Hook@dot.ohio.gov, with questions and comments or to submit updates.

Section Seven



Drug & Alcohol DAPM & DER Contact List

	DAPM	DER
Transit Agency:	Ashland Public Transit	Ashland Public Transit
Agency Name:	City of Ashland	City of Ashland
Contact Name:	Mark Burgess	Mark Burgess
Address 1:	206 Claremont Ave	206 Claremont Avenue
Address 2:	Ashland, Ohio 44805	Ashland, Ohio 44805
Phone #:	419-289-3426	419-289-3426
Email Address:	burgess.mark@ashland-ohio.com	burgess.mark@ashland-ohio.com
Transit Agency:	Ashtabula County Transportation Systems	Ashtabula County Transportation Systems
Agency Name:	MV Transportation, Inc.	MV Transportation Inc.
Contact Name:	Esther Avalos	Denita Fields
Address 1:	4620 West America Dr	425 W. 24th Street
Address 2:	Fairfield, California 94534	Ashtabula, Ohio 44004
Phone #:	707-863-8768 Ext. 3068	440-994-2036
Email Address:	eavalos@mvtransit.com	dfields@mvtransit.com
Transit Agency:	Athens Transit	Athens Transit
Agency Name:	McDonald Transit Associates	McDonald Transit Associates
Contact Name:	Mary Dailey	David Smith
Address 1:	397 W. State Street	397 W. State Street
Address 2:	Athens, Ohio 45701	Athens, Ohio 45701
Phone #:	740-592-2727	740-592-2727
Email Address:	mdaileyathenstransit@gmail.com	desmith397@yahoo.com
Transit Agency:	Bowling Green Transit*	Bowling Green Transit
Agency Name:	Black & White Transportation LLC	Black & White Transportation LLC
Contact Name:	Scott Porter	Kevin Eikum
Address 1:	4665 W. Bancroft	541 West Wooster St
Address 2:	Toledo, Ohio 43615	Toledo, Ohio 43615
Phone #:	419-536-3772	419-4671492
Email Address:	spotter@bwtransportation.com	keikum@bwtransportation.com
Transit Agency:	Carroll County Transit System	Carroll County Transit System
Agency Name:	Carroll County Transit System	Carroll County Transit System
Contact Name:	Sonja Leggett	Sonja Leggett
Address 1:	2205 Commerce Drive, P.O. Box 185	2205 Commerce Drive, P.O. Box 185
Address 2:	Carrollton, Ohio 44615	Carrollton, Ohio 44615
Phone #:	330-627-1900	330-627-1900
Email Address:	sleggett@carrollcountyohio.us	sleggett@carrollcountyohio.us

	DAPM	DER
Transit Agency:	Champaign Transit System	Champaign Transit System
Agency Name:	Champaign Transit System	Champaign Transit System
Contact Name:	Gary Ledford	Gary Ledford
Address 1:	308 D. Miami Street	308 D. Miami Street
Address 2:	Urbana, Ohio 43078	Urbana, Ohio 43078
Phone #:	937-653-8777	937-653-8777
Email Address:	ctsgl@ctcn.net	ctsgl@ctcn.net
Transit Agency:	Chillicothe Transit System	Chillicothe Transit System
Agency Name:	Chillicothe Transit System	Chillicothe Transit System
Contact Name:	Mark Mathews	Mark Mathews
Address 1:	575 E. 7 th Street	575 E. 7 th Street
Address 2:	Chillicothe, Ohio 45601	Chillicothe, Ohio 45601
Phone #:	740-773-15690 ext. 112	740-773-15690 ext. 112
Email Address:	mark.mathews@chillicotheoh.gov	mark.mathews@chillicotheoh.gov
Transit Agency:	Columbiana County/Community Action Rural Transit System	Columbiana County/Community Action Rural Transit System
Agency Name:	Community Action Agency of Columbiana County	Community Action Agency of Columbiana County
Contact Name:	Shari Green	Brandy Felger
Address 1:	7880 Lincole Place	7880 Lincole Place
Address 2:	Lisbon, Ohio 44432	Lisbon, Ohio 44432
Phone #:	330-424-4015	330-424-4015
Email Address:	shari.green@caaofcc.org	brandy.felger@caaofcc.org
Transit Agency:	Fayette County Transportation Program	Fayette County Transportation Program
Agency Name:	Fayette County Transportation	Fayette County Transportation
Contact Name:	Joy Stanforth	Joy Stanforth
Address 1:	1400 US Route 22 NW	1400 US Route 22 NW
Address 2:	Washington Court House, Ohio 43160	Washington Court House, Ohio 43160
Phone #:	740-335-9628	740-335-9628
Email Address:	jstanforth@cacfayettedcounty.org	jstanforth@cacfayettedcounty.org
Transit Agency:	Geauga County Transit	Geauga County Transit
Agency Name:	Geauga County Transit	Geauga County Transit
Contact Name:	Mike Kasper	Jack Jackson
Address 1:	12555 Merritt Road	12555 Merritt Road
Address 2:	Chardon, Ohio 44024	Chardon, Ohio 44024
Phone #:	440-279-2156	440-279-2156
Email Address:	g.kasper@geaugatransit.org	j.jackson@geaugatransit.org

	DAPM	DER
Transit Agency:	Greenville Transit System	Greenville Transit System
Agency Name:	MV Transportation, Inc.	MV Transportation, Inc.
Contact Name:	Esther Avalos	Pamelyn Usher-Miller, GM
Address 1:	4620 West America Dr	1425 Kitchenaid Way
Address 2:	Fairfield, California 94534	Greenville, Ohio 45331
Phone #:	707-863-8768 Ext. 3068	937-548-0437
Email Address:	evalos@mvtransit.com	pamelyn.ushermiller@mvtransit.com
Transit Agency:	Hancock Area Transportation Services	Hancock Area Transportation Services
Agency Name:	Hancock Area Transportation Services	Hancock Area Transportation Services
Contact Name:	Laurie Collins	Laurie Collins
Address 1:	440 Scott Avenue	440 Scott Avenue
Address 2:	Findlay, Ohio 45839	Findlay, Ohio 45839
Phone #:	419-423-7261 Ext 24	419-423-7261 Ext 24
Email Address:	lcollins@hhwpcac.com	lcollins@hhwpcac.com
Transit Agency:	Harrison County Rural Transit	Harrison County Rural Transit
Agency Name:	Harrison County Rural Transit	Harrison County Rural Transit
Contact Name:	Karen couch	Karen couch
Address 1:	536 North Main Street	536 North Main Street
Address 2:	Cadiz, Ohio 43907	Cadiz, Ohio 43907
Phone #:	740-942-1369	740-942-1369
Email Address:	hcrt@frontier.com	hcrt@frontier.com
Transit Agency:	Huron County Transit	Huron County Transit
Agency Name:	Senior Enrichment Services	Senior Enrichment Services
Contact Name:	Roxanne Sandles	Sarah Nichelson
Address 1:	130 Shady Lane, Bldg C	130 Shady Lane, Bldg C
Address 2:	Norwalk, Ohio 44857	Norwalk, Ohio 44857
Phone #:	419-668-6245 ext. 30	419-668-6245 ext. 30
Email Address:	Rsandles@sfaconnection.org	snichelson@sfaconnection.org
Transit Agency:	Knox Area Transit System	Knox Area Transit System
Agency Name:	Knox Area Transit	Knox Area Transit
Contact Name:	Martin McAvoy	Martin McAvoy
Address 1:	25 Columbus Road	25 Columbus Road
Address 2:	Mount Vernon, Ohio 43050	Mount Vernon, Ohio 43050
Phone #:	740-501-2137	740-501-2137
Email Address:	MartinMcAvoy@co.knox.oh.us	MartinMcAvoy@co.knox.oh.us

	DAPM	DER
Transit Agency:	Lancaster Public Transit System*	Lancaster Public Transit System
Agency Name:	City of Lancaster	Lancaster-Fairfield Public Transit
Contact Name:	Gretchen Nihiser	Carrie Woody
Address 1:	104 East Main Street	746 Lawrence Street
Address 2:	Lancaster, Ohio 43130	Lancaster, Ohio 43130
Phone #:	740-687-6676	740-681-5086
Email Address:	gnihiser@ci.lancaster.oh.us	cwoody@ci.lancaster.oh.us
Transit Agency:	Logan County/Transportation for Logan County	Logan County/Transportation for Logan County
Agency Name:	RTC Industries	RTC Industries
Contact Name:	Abby Alexander	Abby Alexander
Address 1:	344 E. Columbus Avenue	344 E. Columbus Avenue
Address 2:	Bellefontaine, Oh 43311	Bellefontaine, Oh 43311
Phone #:	937-651-6302	937-651-6302
Email Address:	aalexander@rtcindustries.org	aalexander@rtcindustries.org
Transit Agency:	Logan Public Transit	Logan Public Transit
Agency Name:	Logan Transit System	Logan Transit System
Contact Name:	Roger Stivison	Roger Stivison
Address 1:	1005 C.I.C. Drive	1005 C.I.C. Drive
Address 2:	Logan, Ohio 43138	Logan, Ohio 43138
Phone #:	740-385-6813 Ext 2235	740-385-6813 Ext 2235
Email Address:	rog@hapcap.org	rog@hapcap.org
Transit Agency:	Marion Area Transit	Marion Area Transit
Agency Name:	City of Marion	Marion Area Transit
Contact Name:	Amy O'Conner	Jeff Marsh
Address 1:	233 West Center Street	137 South State Street
Address 2:	Marion, Ohio 43302	Marion, Ohio 43302
Phone #:	740-387-4705	740-387-7153
Email Address:	aconnor@marionohio.org	jmarsh.mat@frontier.com
Transit Agency:	Monroe County Public Transportation	Monroe County Public Transportation
Agency Name:	Monroe County Transit	Monroe County Transit
Contact Name:	Denise Potts	Floyd Winland
Address 1:	118 Home Avenue	118 Home Avenue
Address 2:	Woodsfield, Ohio 43793	Woodsfield, Ohio 43793
Phone #:	740-472-2505	740-472-2505
Email Address:	monroecountytrans@att.net	monroecountytrans@att.net

	DAPM	DER
Transit Agency:	Morgan County Transit	Morgan County Transit
Agency Name:	Morgan County Transit	Morgan County Transit
Contact Name:	Traci Baker	Shannon Wells
Address 1:	155 E. Main Street, Room 205	155 E. Main Street, Room 205
Address 2:	McConnelsville, Ohio 43756	McConnelsville, Ohio 43756
Phone #:	740-962-1322	740-962-1322
Email Address:	traci.baker@morgancounty-oh.gov	shannon.wells@morgancounty-oh.gov
Transit Agency:	Ottawa County Transportation Agency	Ottawa County Transportation Agency*
Agency Name:	Ottawa County Transportation Agency	Ottawa County Transportation Agency
Contact Name:	Laura Cleaver	Tim Bergeman
Address 1:	277 N. Toussaint South Road	275 N. Toussaint South Road
Address 2:	Oak Harbor, Ohio 43449	Oak Harbor, Ohio 43449
Phone #:	567-262-3161	567-262-3173
Email Address:	pcourtney@co.ottawa.oh.us	tbergeman@octapublictransit.org
Transit Agency:	Perry County Transit	Perry County Transit
Agency Name:	Perry County Transit	Perry County Transit
Contact Name:	Lisa Leckrone	Lisa Leckrone
Address 1:	552 West Broadway Street	552 West Broadway Street
Address 2:	New Lexington, Ohio 43764	New Lexington, Ohio 43764
Phone #:	740-342-7214	740-342-7214
Email Address:	pct@midohio.twcbc.com	pct@midohio.twcbc.com
Transit Agency:	Pickaway Area Rural Transit	Pickaway Area Rural Transit
Agency Name:	Pickaway Area Rural Transit	Pickaway Area Rural Transit
Contact Name:	Mark Mills	Mark Mills
Address 1:	469 East Ohio Street	469 East Ohio Street
Address 2:	Circleville, Ohio 43113	Circleville, Ohio 43113
Phone #:	740-474-1655 ext. 316	740-474-1655 ext. 316
Email Address:	mmills@picca.info	mmills@picca.info
Transit Agency:	Pike County/Community Action Transit System	Pike County/Community Action Transit System
Agency Name:	Pike County/Community Action Transit System	Pike County/Community Action Transit System
Contact Name:	Brad Jones	Brad Jones
Address 1:	508 Howard Street	508 Howard Street
Address 2:	Waverly, Ohio 45690	Waverly, Ohio 45690
Phone #:	740-835-8474	740-835-8474
Email Address:	bjones@pikecac.org	bjones@pikecac.org

	DAPM	DER
Transit Agency:	Sandusky Transit System	Sandusky Transit System
Agency Name:	City of Sandusky	First Transit
Contact Name:	Connie Nicholson	Jacqueline McKoyes
Address 1:	222 Meigs Street	1230 N Depot Street
Address 2:	Sandusky, Ohio 44870	Sandusky, Ohio 44870
Phone #:	419-627-5968	419-627-0740
Email Address:	cnicholson@ci.sandusky.oh.us	Jacqueline.McKoyes@firstgroup.com
Transit Agency:	Scioto County/Access Scioto County	Scioto County/Access Scioto County
Agency Name:	Access Scioto County Public Transit	Access Scioto County Public Transit
Contact Name:	Larry Mullins	Larry Mullins
Address 1:	601 Eight Street	601 Eight Street
Address 2:	Portsmouth, Ohio 45662	Portsmouth, Ohio 45662
Phone #:	740-353-5626 ext. 208	740-353-5626 ext. 208
Email Address:	lmullins@sciotocounty.net	lmullins@sciotocounty.net
Transit Agency:	Seneca Crawford Agency Transportation	Seneca Crawford Agency Transportation
Agency Name:	Seneca Crawford Agency Transportation	Seneca Crawford Agency Transportation
Contact Name:	Elizabeth Rickard	Elizabeth Rickard
Address 1:	3446 S Twp Road 151	3446 S Twp Road 151
Address 2:	Tiffin, Ohio 44883	Tiffin, Ohio 44883
Phone #:	419-448-7344	419-448-7344
Email Address:	safety.scat@bright.net	safety.scat@bright.net
Transit Agency:	Shelby Public Transit	Shelby Public Transit
Agency Name:	Shelby Public Transit	Shelby Public Transit
Contact Name:	Ron Schalow	Ron Schalow
Address 1:	413 S. Vandemark Road	413 S. Vandemark Road
Address 2:	Sidney, Ohio 45365	Sidney, Ohio 45365
Phone #:	937-492-6117	937-492-6117
Email Address:	RSchalow@sidneyoh.com	RSchalow@sidneyoh.com
Transit Agency:	South East Area Transit	South East Area Transit
Agency Name:	South East Area Transit	South East Area Transit
Contact Name:	Dianne Gill	Dianne Gill
Address 1:	375 Fairbanks Street	375 Fairbanks Street
Address 2:	Zanesville, Ohio 43701	Zanesville, Ohio 43701
Phone #:	740-454-8574 ext. 102	740-454-8574 ext. 102
Email Address:	dgill@seatbus.org	dgill@seatbus.org

	DAPM	DER
Transit Agency:	Washington Public Transit	Washington Public Transit
Agency Name:	Washington Morgan Community Action	Washington Morgan Community Action
Contact Name:	Penny Reed	Penny Reed
Address 1:	218 Putnam Street	218 Putnam Street
Address 2:	Marietta, Ohio 45750	Marietta, Ohio 45750
Phone #:	740-373-3745	740-373-3745
Email Address:	preed@wmcap.org	preed@wmcap.org
Transit Agency:	Wilmington Transit System	Wilmington Transit System
Agency Name:	Wilmington Transit System	Wilmington Transit System
Contact Name:	Jeanne Pope	Jeanne Pope
Address 1:	69 N. South Street	69 N. South Street
Address 2:	Wilmington, Ohio 45177	Wilmington, Ohio 45177
Phone #:	937-383-5513	937-383-5513
Email Address:	jpope@wilmingtonoh.org	jpope@wilmingtonoh.org
Transit Agency:	WSOS Community Action	WSOS Community Action *
Agency Name:	WSOS Community Action	WSOS Community Action
Contact Name:	Adrienne Fausey	Jacquie Wells
Address 1:	P.O. Box 590	P.O. Box 590
Address 2:	Fremont, Ohio 43420	Fremont, Ohio 43420
Phone #:	419-334-8911 ext. 6001	419-334-8911 ext. 6015
Email Address:	anfausey@wsos.org	jswells@wsos.org

Section Eight



Metropolitan Planning Organization

Metropolitan Planning Organizations

Akron (AMATS)

- * Policy Committee of the Akron Metropolitan Area Transportation Study
- + City of Akron
146 South High Street
Akron, OH 44308-1423
330-375-2436 FAX 330-375-2275
email: segedyja@ci.akron.oh.us
Jason Segedy, Director
Curtis Baker, Transportation Planner
Volney W. Schafer, ODOT District 4 Rep.
www.ci.akron.oh.us/AMATS/

Canton (SCATS)

- * Policy Committee of the Stark County Area Transportation Study
- + Stark County Regional Planning Commission
201 3rd St N.E., Suite 201
Canton, OH 44702-1231
330-451-7389 FAX 330-451-7990
email: JRDutton@co.stark.oh.us
Robert Nau, Executive Director
Jeff Dutton, Technical Director
Volney W. Schafer, ODOT District 4 Rep.
<http://www.rpc.co.stark.oh.us>

Cincinnati, Middletown (OKI)

- * OKI Board of Trustees
- + Ohio-Kentucky-Indiana Reg. Council of Govts.
720 East Pete Rose Way, Suite 420
Cincinnati, OH 45202
513-621-6300 FAX 513-621-9325
email: rkoehler@oki.org
Mark Policinski, Executive Director
Robert Koehler, P.E., Dir. of Trans. Planning
Steven DeHart, ODOT District 8 Rep.
www.oki.org/

Cleveland, Lorain-Elyria (NOACA)

- * Governing Board of the Northeast Ohio Areawide Coordinating Agency
- + Northeast Ohio Areawide Coordinating Agency
1299 Superior Ave.
Cleveland, OH 44114-3204
216-241-2414 FAX 216-621-3024
email: giblin@mpo.noaca.org
Howard Maier, Executive Director
Jonathan Giblin, Division Director
Leslie Farley, ODOT District 3 Rep.
Melinda Bartizal, ODOT District 12 Rep.
www.noaca.org

Columbus (MORPC)

- * Policy Committee of the Mid-Ohio Regional Planning Commission
- + Mid-Ohio Regional Planning Commission
111 Liberty Street, Suite 100
Columbus, OH 43215
614-228-2663 FAX 614-621-2401
email: rlawler@morpc.org
Chester Jourdan, Executive Director
Robert Lawler, Transportation Director
Bob Taylor, ODOT District 6 Rep.
www.morpc.org

Dayton (MVRPC)

- * Board of Directors of the Miami Valley Regional Planning Commission
- + Miami Valley Regional Planning Commission
1 South Main Street, Suite 260
Dayton, OH 45402
937-223-6323 FAX 937-223-9750
email: bmartin@mvrpc.org
Brian O. Martin, Executive Director
G. Matthew Parrill, ODOT Dist. 7 Rep.
Steve DeHart, ODOT District 8 Rep.
www.mvrpc.org/

Huntington (KYOVA)

- * Coordinating Committee of the KYOVA Interstate Planning Commission
- + KYOVA Interstate Planning Commission
720 4th Avenue, P.O. Box 939
Huntington, WV 25712
304-523-7434 FAX 304-529-7229
email: ssalameh@ntelos.net
Michele Craig, Executive Director
Saleem Salameh, P.E., Technical Study Dir.
Mark Johansen, ODOT District 9 Rep.
www.wvs.state.wv.us/kyova/

Lima (LACRPC)

- * Coordinating Committee of the Lima-Allen County Regional Planning Commission
- + Lima-Allen County Regional Planning Commission
130 West North Street
Lima, OH 45801
419-228-1836 FAX 419-228-3891
email: tmazur@lacrpc.com
Thomas Mazur, Executive Director
Charles Schreck, ODOT District 1 Rep.
www.lacrpc.com

ODOT Status of Public Transit in Ohio

Mansfield (RCRPC)

- * Coordinating Committee of the Richland County Regional Planning Commission
- + Richland County Regional Planning Commission
35 Park Street North
Mansfield, OH 44902
419-774-5684 FAX 419-774-5685
email: jadams@rcrpc.org
Matthew Huffman, Executive Director
John Adams, Transportation Technical Dir.
Steven Shepherd, ODOT District 3 Rep.
www.rcrpc.org

Newark (LCATS)

- * Policy Committee of the Licking County Planning Commission
- + Licking County Planning Commission
20 South 2nd Street
Newark, OH 43055
740-670-5190 FAX 740-670-5197
email: smapel@lcounty.com
Gerald A. Newton, Executive Director
Sandra Mapel, Transportation Director
Randy Comisford, ODOT District 5 Rep.
www.lcats.org/main.asp

Parkersburg (WWW)

- * Wood-Washington-Wirt Interstate Planning Commission
- + Mid-Ohio Valley Regional Council
531 Market Street, P.O. Box 247
Parkersburg, WV 26101
304-422-4993 FAX 304-422-4998
email: randy.durst@movrc.org
James Mylott, Executive Director
Randy Durst, Transportation Study Director
Wesley Clarke, ODOT District 10 Rep.
www.movrc.org/wwwipc.htm

Sandusky (ERPC)

- * Policy Committee of the Erie Regional Planning Commission
- + Erie Regional Planning Commission
2900 Columbus Avenue
Sandusky, OH 44870
419-627-7792 FAX 419-627-6670
email: SteveP@eriecounty.oh.gov
Steve Poggiali, Dir./Economic Development
Carrie Whitaker, Transportation Planner
Leslie Farley, ODOT District 3 Rep.
www.eriecounty.oh.gov

Springfield (CCSTC)

- * Clark County-Springfield Transportation Coordinating Committee
- + Board of County Commissioners of Clark County
3130 E. Main Street, Suite 2A
Springfield, OH 45505
937-521-2128 FAX 937-328-3940
email: SSchmid@clarkcountyohio.gov
Scott Schmid, Interim Transportation Director
G. Matthew Parrill, ODOT District 7 Rep.
<http://www.clarktcc.com>

Steubenville-Weirton (BHJ)

- * Policy Committee of the BHJ Metropolitan Planning Commission
- + Brooke-Hancock-Jefferson Metropolitan Planning Commission
124 North Fourth Street, Second Floor
Steubenville, OH 43952
740-282-3685 FAX 740-282-1821
email: bhjmpc@bhjmpc.org
John Brown, PhD, Executive Director
Michael Paprocki, Transportation Study Dir.
Michael Bair, ODOT District 11 Rep.
www.bhjmpc.org/

Toledo (TMACOG)

- * Board of Trustees of the Toledo Metropolitan Area Council of Governments
- + Toledo Metropolitan Area Council of Governments
300 Dr. Martin Luther King Drive, P.O. Box 9508
Toledo, OH 43697-9508
419-241-9155 FAX 419-241-9116
email: henry@tmacog.org
Anthony Reams, President
Warren Henry, P.E., Vice Pres. of Transportation
Michael Stormer, ODOT District 2 Rep.
www.tmacog.org

Wheeling (Bel-O-Mar)

- * Bel-O-Mar Regional Council Policy Committee
- + Bel-O-Mar Regional Council and Interstate Planning Commission
105 Bridge Street Plaza, P.O. Box 2086 Wheeling, WV 26003
304-242-1800 FAX 304-242-2437
email: bmuransky@belomar.org
William Phipps, Executive Director
Robert Muransky, Transportation Study Director
Michael Bair, ODOT District 11 Rep.
<http://www.belomar.org/>

Youngstown (Eastgate)

*General Policy Board of the Eastgate Regional Council of Governments

+Eastgate Regional Council of Governments
City Centre One, 100 E. Federal St., Suite 1000
Youngstown, OH 44503

330-779-3800 FAX 330-779-3838

email: krodi@eastgatecog.org

John Getchey, P.E., Executive Director

Kathleen Rodi, Director of Transportation

Volney Schafer, ODOT District 4 Rep.

www.eastgatecog.org

* MPO

+ Handling Agency

For additional information, contact:

Office of Systems Planning and Program Management

Ohio Department of Transportation

614-466-2307

Section Nine



Agencies & Organizations

Agencies and Organizations

American Public Transportation Association (APTA)

1666 K Street, NW, Suite 1100
Washington, DC 20006
Telephone Number: (202) 496-4800
Main Fax Number: (202) 496-4324
Mtg. Dept. Fax (202) 496-4331
www.apta.com

American Association of State Highway and Transportation Officials (AASHTO)

444 North Capitol Street N.W., Suite 249
Washington, DC 20001
Telephone Number: (202) 624-5800
Fax Number: (202) 624-5806
www.transportation.org/

Community Transportation Association of America (CTAA)

1341 G Street N.W., 10th Floor
Washington, DC 20005
Toll Free Number: (800) 891-0590
Fax Number: (202) 737-9197
www.ctaa.org

Easter Seals Project Action

1425 K Street, NW, Suite 200
Washington, DC 20005
Telephone Number: (202) 347-3066
Toll Free: (800) 659-6428
Fax Number: (202) 737-7914
TDD: (202) 347-7385
<http://projectaction.easterseals.com>

Federal Transit Administration

Region V
200 West Adams Street, Suite 320
Chicago, IL 60606
Telephone Number: (312) 353-2789
Fax Number: (312) 886-0351
www.fta.dot.gov

National Safety Council

Central Ohio Chapter
1514 Bethel Road, Suite 110
Columbus, Ohio 43220
Telephone Number: (614) 324-5934
Fax Number: (614) 324-5933
Email: safetycouncil@nsc-centralohio.org
www.nsc-centralohio.org

National Safety Council

Northern Ohio Chapter
25 East Boardman Street, Suite 338
Youngstown, Ohio 44503
Telephone Number: (330) 747-8657
Toll Free Number: (800) 715-0358
Fax Number: (330) 747-6141
Email: Info@nscnohio.org
www.nscnohio.org

Ohio Association of Regional Councils Transportation Committee

One South Main Street, suite 260
Dayton, OH 45402
Telephone Number: (937) 223-6323
Fax Number: (937) 223-9750
Email: info@regionalcouncils.org

Ohio Department of Aging

50 West Broad St., 9th Floor
Columbus, Ohio 43215-3363
Toll Free Number: (866) 243-5678 or 800-266-4346
Toll Free Number Long Care: (800) 282-1206
TTY: (614) 466-5500
<http://aging.ohio.gov/home/>

Ohio Department of Development

77 South High Street
P.O. Box 1001
Columbus, Ohio 43216-1001
Administration Office (614) 466-3379
www.development.ohio.gov/

Ohio Department of Job and Family Services

30 East Broad Street, 32nd Floor
Columbus, Ohio 43215
Toll Free Number: (877) 852-0010
Telephone Number: (614) 466-2100
www.jfs.ohio.gov

Ohio Department of Mental Health

30 East Broad Street, 8th Floor
Columbus, Ohio 43215-3430
Telephone Number: (614) 466-2596
Toll Free Number: (877) 275-6364
TTY: (614) 752-9696
www.mh.state.oh.us

ODOT Status of Public Transit in Ohio

Ohio Department of Mental Retardation and Developmental Disabilities

Administrative Office
30 East Broad St., 13th Floor
Columbus, Ohio 43215-3434
Telephone Number: (800) 617-6733
www.odmrdd.state.oh.us

Ohio Department of Transportation

Office of Transit
1980 W. Broad Street, 2nd Floor
Columbus, Ohio 43223
Telephone Number: (614) 466-8955
Fax Number: (614) 887-4154
www.dot.state.oh.us/Divisions/TransSysDev/Transit/Pages/default.aspx

Ohio Developmental Disabilities Council

899 East Broad Street, Suite 203
Columbus, Ohio 43205
Telephone Number: (614) 466-5205
Toll Free: (800)-766-7426
TTY (614) 644-5530
Fax Number: (614) 466-0298
<http://ddc.ohio.gov>

Ohio Governor's Council on People with Disabilities

400 East Campus View Blvd.
Columbus, Ohio 43235-4604
Telephone Number: (614) 438-1391
Toll Free: 1-800-282-4536 Ext 1391
Fax Number: (614) 985-7493
www.gcpd.ohio.gov

Ohio Public Transit Association

Attn: Judith Will Fleming
Executive Director
2208 Arlington Ave., #3
Columbus, Ohio 43221
Telephone Number: (614) 481-9500
Fax Number: (614) 481-9504
Email: optabus@aol.com
www.ohiopublictransit.org

Ohio Rehabilitation Services Commission

400 East Campus View Blvd.
Columbus, Ohio 43235-4604
Telephone Number: (614) 438-1200 Voice/TTY
(Outside Ohio)
Toll Free: (800) 282-4536 Voice/TTY (Inside Ohio)
Fax Number: (614) 785-5044
www.rsc.ohio.gov/default.htm

National Transit Resource Center/Information Station

Community Transportation Assoc. of America
1341 G Street N.W., 10th Floor
Washington, DC 20005
Telephone Number: (202) 247-8356
Toll Free: (800) 891-0590
Fax Number: (202) 737-9197
www.ctaa.org/ntrc

RTAP Rural Transit Assistance Program

National RTAP
5 Wheeling Avenue
Woburn, MA 01801
TA Hotline: (888) 589-6821
Fax Number: (781) 895-1122
www.nationalrtap.org

Ohio Transit Risk Pool

1 Park Centre Dr. Suite 300
Wadsworth, OH 44281
Telephone: (330) 334-6877
Fax (330) 336-7130
Email: Barbara@otrp.org
Email Claims: Claims@otrp.org

Section Ten



Glossary

Glossary

Accessible Transportation – Facilities and/or vehicles which are barrier-free for all individuals.

Accessible Vehicle – A vehicle equipped with a wheelchair accessibility package which allows passengers using wheelchairs to enter, exit, and ride the vehicle.

Alternative Fuel Vehicle – Class of vehicles powered by fuels other than gasoline and diesel, e.g. compressed natural gas (CNG).

American Public Transportation Association (APTA) – A national professional association, headquartered in Washington, D.C., whose membership works to expand and strengthen public transportation.

Americans with Disabilities Act (ADA) – Passed by Congress in 1990, this civil rights law mandates equal opportunities for persons with disabilities in the areas of employment, transportation, communications, and public accommodations. Under this Act, fixed route transportation providers are required to purchase lift-equipped vehicles and must assure system-wide accessibility for persons with disabilities. They also must supplement their fixed route services with complementary paratransit services for those persons unable to use fixed route service because of their disability. Demand response providers must offer equivalent service to all passengers, including passengers with disabilities.

Base Fare – The price charged to one adult for one transit ride; excludes transfer charges, zone charges, express service charges, peak period surcharges and reduced fares.

Capital Cost – The cost of equipment and facilities required to support transportation systems including vehicles, radios, shelters, etc.

Contract Fares – Contract service is over and above general public service in that it requires additional work in developing contracts, scheduling, recordkeeping, and invoicing. Contract rates may be based on a per passenger, per mile, per vehicle hour basis, or any combination of these factors, but they must be the fully

allocated cost of providing transit service. The revenue generated from contracts may be used as local match.

Coordination – A cooperative arrangement among transportation providers and/or purchasers which is aimed at realizing increased benefits and cost effective services through the shared management and/or operation of one or more transportation related functions, for example, shared trips, cooperative purchases or joint training classes.

Cost Effectiveness – The ratio of the cost of a transportation system to the level of service provided. Various measures may be used to determine cost effectiveness including cost per passenger trip.

Cost Efficiency – The amount of transportation services produced for the community in relation to the resources expended.

CTAA – Community Transportation Association of America. A national professional association for those involved in community transportation, including operators, vendors, consultants, and Federal, State, and local officials.

CTB – A county transit board as established under Chapter 306 of the Ohio Revised Code.

Dedicated Funding Source – A funding source which, by law, is available for use only to support a specific purpose and cannot be diverted to other uses; e.g., the federal gasoline tax can only be used for highway investments and, since 1983, for transit capital projects.

Demand Response Service – A transportation service characterized by flexible routing and scheduling of relatively small vehicles to provide door-to-door or point-to-point transportation at the user's demand. Sometimes also referred to as paratransit.

Disabled – Any person who due to illness, injury, age, congenital malfunction, or other permanent or temporary incapacity or disability is unable without special facilities to use the local transit facilities and services as effectively as persons who are not so affected.

ODOT Status of Public Transit in Ohio

Elderly – For the purpose of the Ohio Elderly and Disabled Transit Fare Assistance Program, elderly is defined as people age 65 and older. For the purpose of the Specialized Transportation Program (Section 5310), elderly is defined as people age 60 and older.

Farebox – A device used to collect coins, bills, tickets, electronic media, and tokens given by passengers as payment for trips.

Federal Transit Administration (FTA) – A part of the United States Department of Transportation that administers the federal program of financial assistance to public transit.

Fixed-Route – Transportation service operated over a set route or network of routes generally on a regular time schedule.

Grantee – A recipient of government funds or equipment purchased in whole or part with government funds.

Local Assistance – Under the Rural Transit Program, revenue received from service agreements with either local or State human service agencies can be considered as eligible local match even if the original source of this revenue may be from another Federal program. Certain restrictions apply. In addition, there are several categories of Federally-apportioned funds that may be used as eligible local match for the Program. Examples of these funds are CDBG, Title III, and Title XX. Nonfederal sources of eligible match may include local or State appropriations, donations, or dedicated tax revenues.

Operating Cost – The recurring costs of providing transportation service, i.e., wages, salaries, fuel, oil, taxes, maintenance, depreciation, insurance, marketing, etc.

Operating Recovery Ratio – Total farebox revenue plus contract service revenue divided by total operating expenses.

Operating Revenue – Total revenue earned by a transportation system through its transportation operations. It includes passenger fares, contract revenue, advertising, investment income, and other revenue.

Paratransit – Flexible forms of public transportation services that are not provided over a fixed route, e.g. demand response service, and most often refers to wheelchair accessible service.

Passenger Fare – The designated payment for a ride on a passenger vehicle, whether cash, tokens, transfer, coupon, electronic media, or pass.

Passenger Miles – The total number of passengers carried by a transportation system multiplied by the number of miles traveled.

Passenger Trip – One person making a one-way trip from origin to destination. One round trip equals two passenger trips.

Performance Measures – Indicators of how well the transportation system is performing with regard to such things as percent of vehicle fleet beyond useful life, number of fatalities, number of accidents, number of road calls, trips per hour, cost per trip, operating recovery ratio, cost per mile, etc. Performance measures are used in the planning and decision-making processes.

Point Deviation – Transportation service in which the transit vehicle is required to arrive at designated transit stops in accordance with a pre-arranged schedule but is not given a specific route to follow between these stops. It allows the vehicle to provide curbside or door-to-door service for those who request it.

Public Transportation – Transportation service by bus, rail, or other conveyance, either publicly or privately owned, which provides to the public general or special service on a regular and continuing basis that is available to any person upon payment of the fare. “Public” in this sense refers to the access to the service, not to the ownership of the system that provides the service.

RTA – A regional transit authority as established under Chapter 306 of the Ohio Revised Code.

Safe, Accessible, Flexible, Efficient Transportation Equity Act – A Legacy for Users (SAFETEA-LU) – New federal surface transportation law enacted in August 2005 that continues most ISTEA reforms but places added emphasis on safety, security, and coordination planning.

Section 5311, Rural Transit Program – Authorized under 49 USC Section 5311, a Federal program administered by ODOT to provide operating and capital assistance to public transit systems in rural areas.

Section 5310, Specialized Transportation Program – Authorized under 49 USC Section 5310, a Federal program administered by ODOT to provide small buses and vans to eligible agencies which provide transportation services to elderly and disabled persons. All projects selected for funding must be derived from a locally developed, coordinated public transit–human services transportation plan.

Section 5307, Urban Transit Program – Authorized under 49 USC Section 5307, a Federal program that provides capital, operating, and planning assistance to public transportation systems in urban areas.

Section 5316, Job Access/Reverse Commute Program – FTA’s JARC Program provides grants for competitively selected projects to improve access to

transportation services to employment, job training and support activities for welfare recipients and eligible low–income individuals. The program requires coordination of federally assisted programs and services in order to make the most efficient use of available resources.

Section 5317, New Freedom Program – The New Freedom Program is a new program authorized in the Safe, Accountable, Flexible, Efficient Transportation Equity Act: a Legacy for Users (SAFETEA–LU) to support new public transportation services and public transportation alternatives beyond those required by the Americans with Disabilities Act of 1990 (ADA) that assist individuals with disabilities with transportation, including transportation to and from jobs and employment support services.

Section 5309, Bus and Bus Facilities Program – The transit capital investment program (49 U.S.C. 5309) provides capital assistance for three primary activities: New and replacement buses and facilities, Fixed Guideway Modernization program and New Starts program and Small Starts.