



4: Activity Worksheets

The following worksheets have been designed so that you can test your student's understanding of all the lesson plans in this book. Each of the individual worksheets includes target language from the relevant lesson plan in this book.

To help teachers produce multiple colour copies for group classes, all activity worksheets are also available as a full colour PDF download from: www.teachyourselfalesson.com.

Worksheet	Page
Worksheet 1: Pre-reading	126
Worksheet 2: Phonics - Letters A - Z and Alphabet Maze	128 154
Worksheet 3: Phonemic Chart	155
Worksheet 4: Numbers	158
Worksheet 5: Name and Age	160
Worksheet 6: Colours	161
Worksheet 7: Singular and Plural	163
Worksheet 8: Adjectives	165
Worksheet 9: Ordinal Numbers	167
Worksheet 10: Affirmatives	169
Worksheet 11: Negatives	170
Worksheet 12: Demonstratives	171
Worksheet 13: Body Parts	173
Worksheet 14: Families	175
Worksheet 15: Beginner Language Review game	176
Worksheet 16: Possessives	177
Worksheet 17: Time	179
Worksheet 18: Prepositions	180
Worksheet 19: Weather	182
Worksheet 20: Can/Cannot - First Person Singular	184
Worksheet 21: Can/Cannot - Third Person Singular	186
Worksheet 22: Like/Dislike - First Person Singular	188



The Fun Guide: Games for Learning English

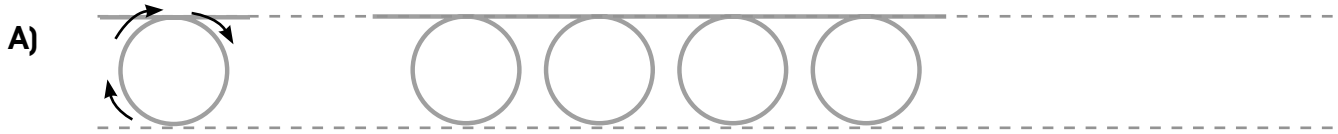
Worksheet 23: Like/Dislike - Third Person Singular	189
Worksheet 24: Want/Have - First Person Singular	191
Worksheet 25: Want/Have - Third Person Singular	193
Worksheet 26: How much...?	195
Worksheet 27: Verb Infinitives - First Person Singular	197
Worksheet 28: Verb Infinitives - Third Person Singular	199
Worksheet 29: Present Continuous	201
Worksheet 30: Intermediate Language Review game	203
Worksheet 31: Comparatives	204
Worksheet 32: Superlatives	206
Worksheet 33: Adverbs of Frequency - First Person Singular	208
Worksheet 34: Adverbs of Frequency - Third Person Singular	210
Worksheet 35: Calendar Dates	212
Worksheet 36: Past Simple	216
Worksheet 37: Directions	218
Worksheet 38: Advanced Language Review game	220
Worksheet 39: Snakes and Ladders: Book Review game	221

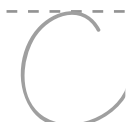
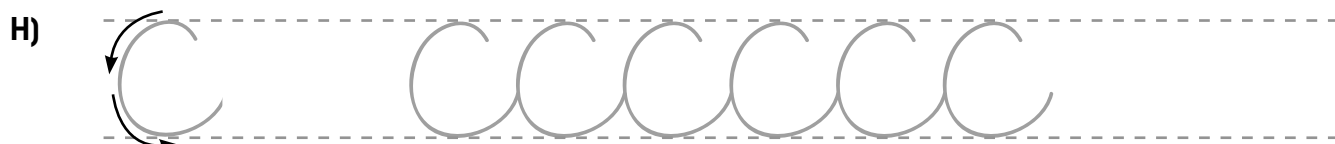
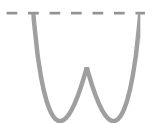
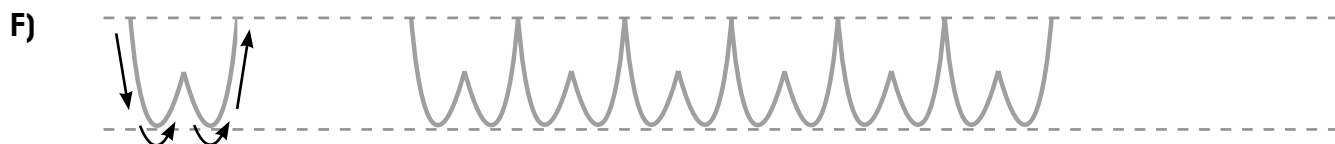
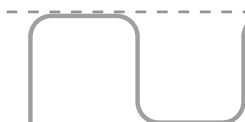


Worksheet 1: Pre-reading



1 Trace over the following patterns (A - H).



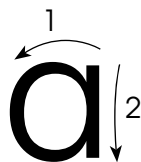
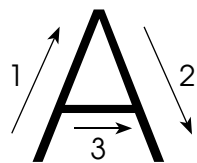




Worksheet 2: Phonics - Letters of the Alphabet



1 Complete the letter exercises 'A' - 'Z', and colour in the picture.



A




a



A



a



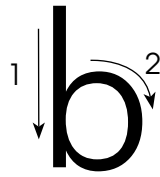
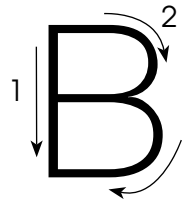
A



a



1 Complete the letter 'B' exercise below, and colour in the picture.



B



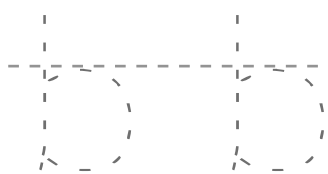
b



B



b



B






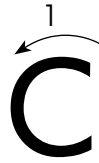
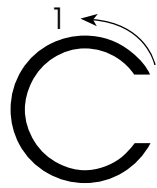
b



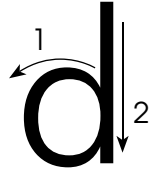
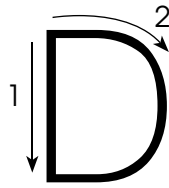
The Fun Guide: Games for Learning English



1 Complete the letter 'C' exercise below, and colour in the picture.



1 Complete the letter 'D' exercise below, and colour in the picture.



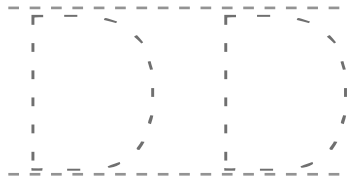
D



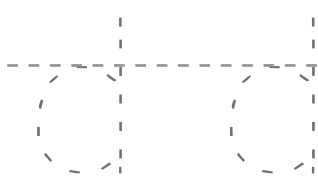
d



D



d



D



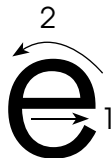
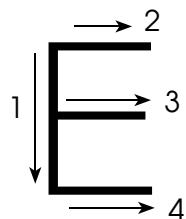
d



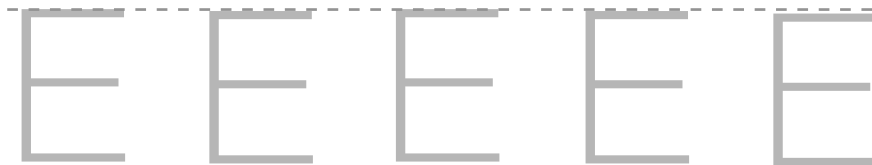
The Fun Guide: Games for Learning English



1 Complete the letter 'E' exercise below, and colour in the picture.



E



e



E




e



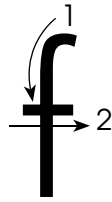
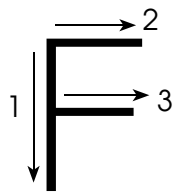
E



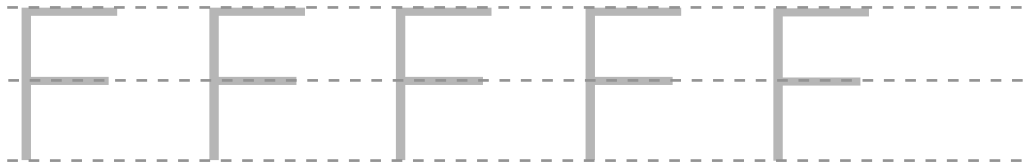
e



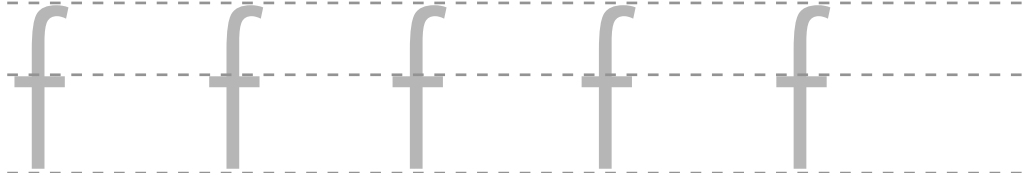
1 Complete the letter 'F' exercise below, and colour in the picture.



F



f



F



f



F



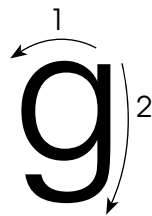
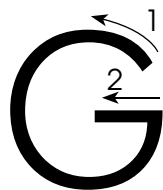
f



The Fun Guide: Games for Learning English



1 Complete the letter 'G' exercise below, and colour in the picture.



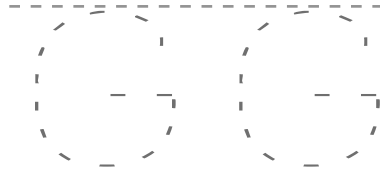
G



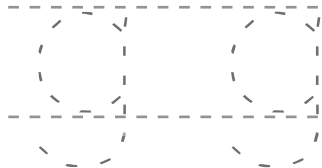
g




G



g



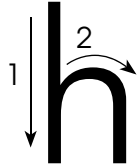
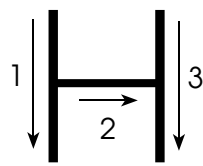
G



g



1 Complete the letter 'H' exercise below, and colour in the picture.



H



h



H



h



H



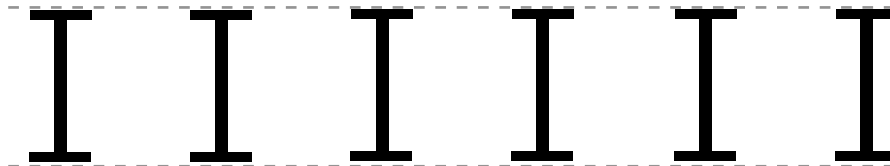
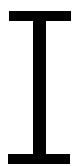
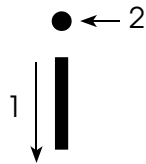
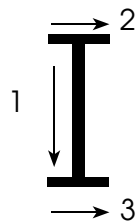
h



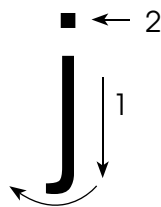

The Fun Guide: Games for Learning English



① Complete the letter 'I' exercise below, and colour in the picture.



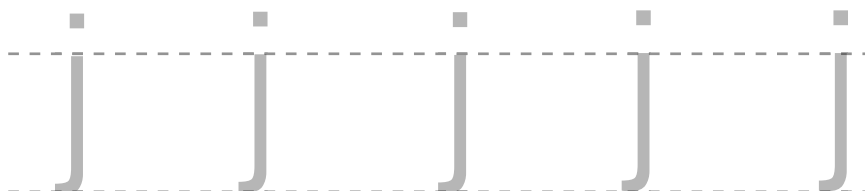
1 Complete the letter 'J' exercise below, and colour in the picture.



J



j



J



j



J



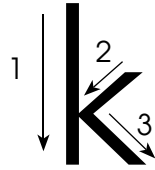
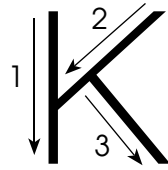
j



The Fun Guide: Games for Learning English



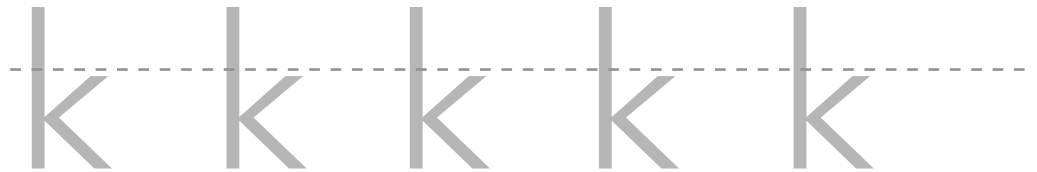
1 Complete the letter 'K' exercise below, and colour in the picture.



K



k



K



k



K

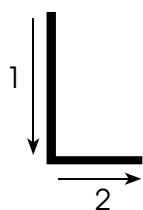


k




The Fun Guide: Games for Learning English

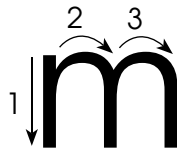
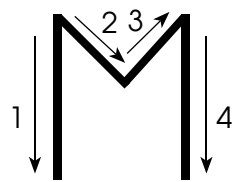
1 Complete the letter 'L' exercise below, and colour in the picture.



The Fun Guide: Games for Learning English



1 Complete the letter 'M' exercise below, and colour in the picture.



M



m



M



m



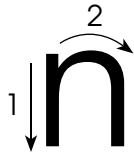
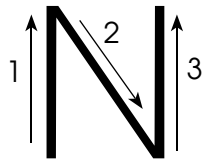
M



m



1 Complete the letter 'N' exercise below, and colour in the picture.



N



n



N



n



N







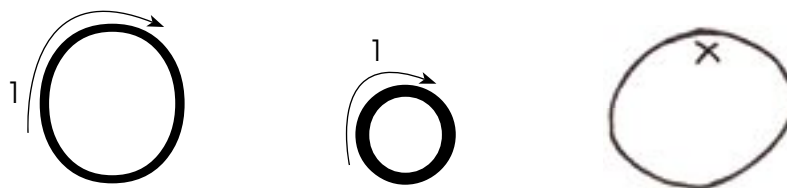
n



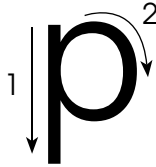
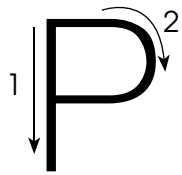
The Fun Guide: Games for Learning English



1 Complete the letter 'O' exercise below, and colour in the picture.



1 Complete the letter 'P' exercise below, and colour in the picture.



P

P P P P P

p

p p p p p

P

P P

p

p p

P

Blank handwriting lines for practicing uppercase P.

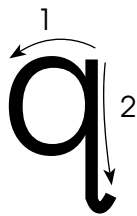
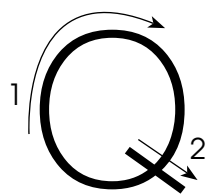
p

Blank handwriting lines for practicing lowercase p.


The Fun Guide: Games for Learning English



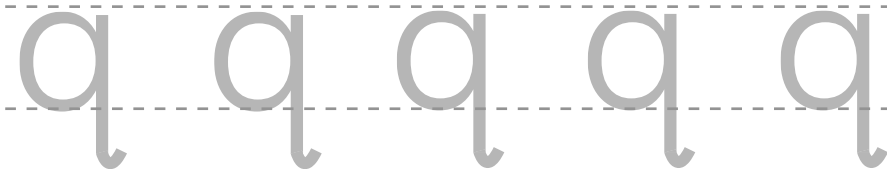
1 Complete the letter 'Q' exercise below, and colour in the picture.



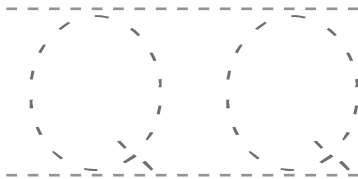
Q



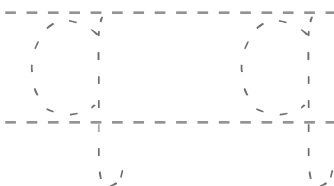
q



Q



q



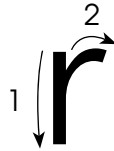
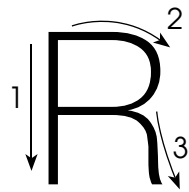
Q



q



1 Complete the letter 'R' exercise below, and colour in the picture.



R

R R R R R R R R

r

r r r r r r r

R

R R

r

r r

R

Blank handwriting lines for practicing the uppercase letter R.


r

Blank handwriting lines for practicing the lowercase letter r.

The Fun Guide: Games for Learning English



1 Complete the letter 'S' exercise below, and colour in the picture.



S

S S S S S

s

s s s s s

S

S S

s


s s

S



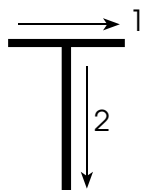
Blank handwriting lines for practicing the uppercase letter 'S'.

s

Blank handwriting lines for practicing the lowercase letter 's'.



① Complete the letter 'T' exercise below, and colour in the picture.



T



t



T



t



T



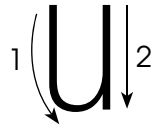
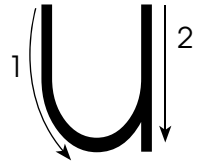
t



The Fun Guide: Games for Learning English



1 Complete the letter 'U' exercise below, and colour in the picture.



U



u



U



u



U




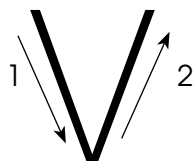


u



The Fun Guide: Games for Learning English






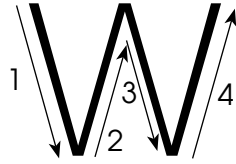
1 Complete the letter 'V' exercise below, and colour in the picture.



The Fun Guide: Games for Learning English



1 Complete the letter 'W' exercise below, and colour in the picture.



The Fun Guide: Games for Learning English

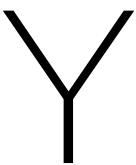
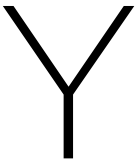
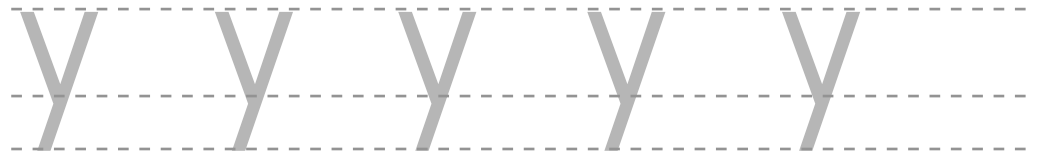
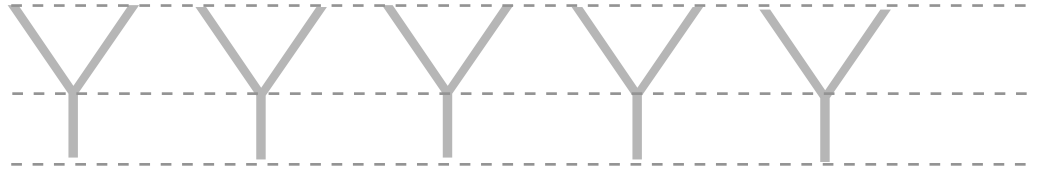
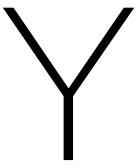
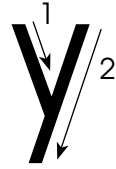
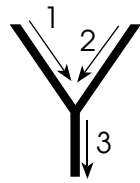
1 Complete the letter 'X' exercise below, and colour in the picture.





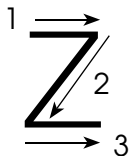
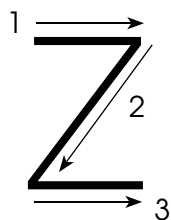
The Fun Guide: Games for Learning English



1 Complete the letter 'Y' exercise below, and colour in the picture.

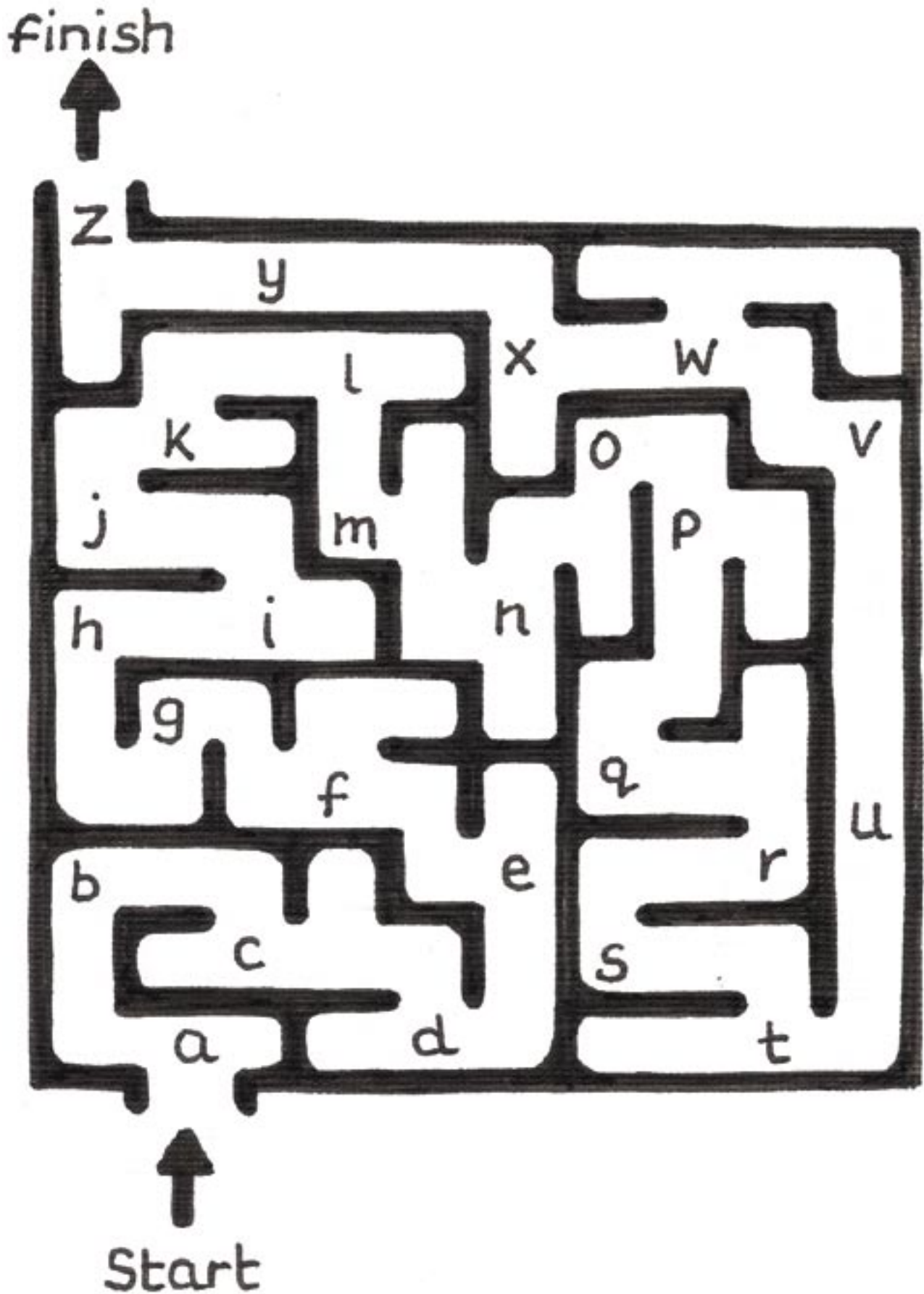


① Complete the letter 'Z' exercise below, and colour in the picture.



The Fun Guide: Games for Learning English

-
- ② Complete the Alphabet Maze by connecting all the letters below.



Worksheet 3: Phonemic Chart

- ① Look at the words in Box A below and write two words from this list into each of the squares in Box B that have the same sound/phoneme.

Box A)

look		ship		bead		near		way		food
fear		sheep		bit		mood		took		pay

Box B)

example										
<u>READ</u>		<u>SIT</u>		<u>BOOK</u>		<u>TOO</u>		<u>HERE</u>		<u>DAY</u>
bead		bit								
- - -		- - -		- - -		- - -		- - -		- - -

- ② Look at the words in Box C below and write two words from this list into each of the squares in Box D that have the same sound/phoneme.

Box C)

port		show		law		coy		toy		bird		ten
leader		pour		teacher		bow		fort		hen		girl

Box D)

<u>MEN</u>		<u>AMERICA</u>		<u>WORD</u>		<u>SORT</u>		<u>TOUR</u>		<u>BOY</u>		<u>GO</u>
- - -		- - -		- - -		- - -		- - -		- - -		- - -

The Fun Guide: Games for Learning English



③ Look at the words in Box E below and write two words from this list into each of the squares in Box F that have the same sound/phoneme.

Box E)

fair	hike	cow	tot	like	hat	lot
pat	hut	hair	mouth	start	heart	nut

Box F)

C <u>A</u> T	B <u>U</u> T	P <u>A</u> R <u>T</u>	N <u>O</u> T	W <u>E</u> A <u>R</u>	M <u>Y</u>	H <u>O</u> W
- - -	- - -	- - -	- - -	- - -	- - -	- - -

④ Look at the words in Box G below and write two words from this list into each of the squares in Box H that have the same sound/phoneme.

Box G)

cart	bug	dad	jump	type	pink	junk	chat
green	grey	coin	pit	big	chop	tall	did

Box H)

P <u>I</u> G	B <u>E</u> D	T <u>I</u> M <u>E</u>	D <u>O</u>	C <u>H</u> U <u>R</u> C <u>H</u>	J <u>U</u> D <u>G</u> E	K <u>I</u> LO	G <u>O</u>
- - -	- - -	- - -	- - -	- - -	- - -	- - -	- - -



The Fun Guide: Games for Learning English

- ⑤ Look at the words in Box I below and write two words from this list into each of the squares in Box J that have the same sound/phoneme.

Box I)

pleasure	shrimp	thing	that	free	send	zip	violin
zebra	television	shine	fish	thought	video	this	saw

Box J)

<u>F</u> IVE	<u>V</u> ERY	<u>T</u> HINK	<u>T</u> HE	<u>S</u> IX	<u>Z</u> OO	<u>S</u> HORT	C <u>A</u> SUAL
---	---	---	---	---	---	---	---

- ⑥ Look at the words in Box K below and write two words from this list into each of the squares in Box L that have the same sound/phoneme.

Box K)

nice	when	hound	king	loud	love	ride	mint
yellow	yacht	number	we	mat	wing	hat	rode

Box L)

<u>M</u> ILK	<u>N</u> O	<u>S</u> ING	<u>H</u> ELLO	<u>L</u> IVE	<u>R</u> EAD	<u>W</u> INDOW	<u>Y</u> ES
---	---	---	---	---	---	---	---

The Fun Guide: Games for Learning English



Worksheet 4: Numbers



1 Complete the following numbers.

1
→
↓
↓
↓
3
1 1 1 1 1 _____

1
2
2 2 2 2 2 _____

1
3
3 3 3 3 3 _____

1
4
2
3
4 4 4 4 4 _____

1
5
2
3
5 5 5 5 5 _____

1
6
6 6 6 6 6 _____

1
7
2
7 7 7 7 7 _____

1
8
2
3
8 8 8 8 8 _____

1
9
9 9 9 9 9 _____

1
10
2
3
10 10 10 10 10 _____



The Fun Guide: Games for Learning English

2 Look at the boxes below and unscramble each of the numbers.

A) example neo
1
o n e

B) owt
2
_ _ _

C) etrhe
3
_ _ _ _ _

D) uorf
4
_ _ _ _

E) vife
5
_ _ _ _

F) xis
6
_ _ _

G) enesv
7
_ _ _ _ _

H) htgei
8
_ _ _ _ _

I) enni
9
_ _ _ _

J) ent
10
_ _ _

("It's" = "It is")







3 Look at the boxes above and complete the following questions.

<p>A) <i>What number is it?</i> <small>example</small> It is one.</p>	<p>F)?</p>
<p>B)?</p>	<p>G)?</p>
<p>C)?</p>	<p>H)?</p>
<p>D)?</p>	<p>I)?</p>
<p>E)?</p>	<p>J)?</p>

The Fun Guide: Games for Learning English

Worksheet 5: Name and Age

1 Look at the boxes below and unscramble each of the names.

<p>A) m o T example</p>  <p><u>T</u> <u>o</u> <u>m</u></p>	<p>B) i i K m</p>  <p>— — — —</p>	<p>C) a K r a i t</p>  <p>— — — —</p>
<p>D) n e B</p>  <p>— — —</p>	<p>E) n a J</p>  <p>— — — —</p>	<p>F) z i L</p>  <p>— — —</p>

("What's" = "What is", "He's" = "He is", "She's" = "She is")

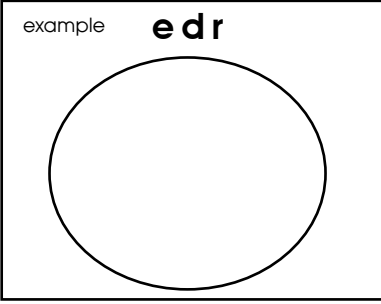
2 Look at the boxes above and complete the following questions.

<p>A) <i>What is his name?</i> example His name is Tom. <i>How old is Tom?</i> He is seven years old.</p>	<p>D)??</p>
<p>B)??</p>	<p>E)??</p>
<p>C)??</p>	<p>F)??</p>

Worksheet 6: Colours

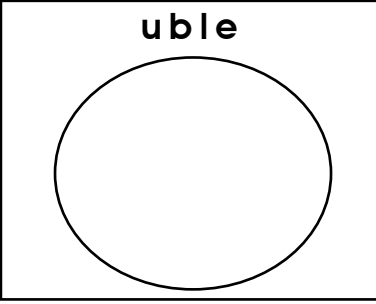
- 1 Look at the information in the boxes below and unscramble each of the colours. Then colour in each oval with the correct colour.

A) example **edr**



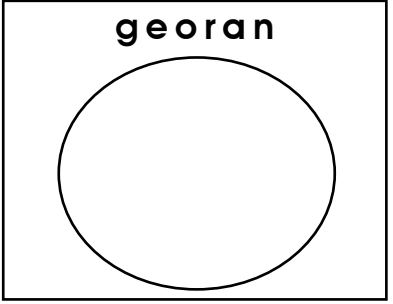
r e d

B) **uble**



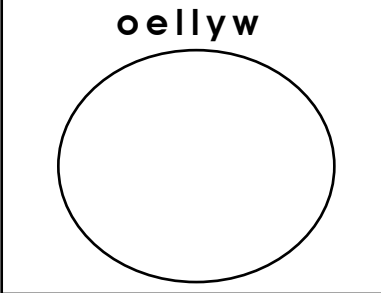
— — — —

C) **georan**



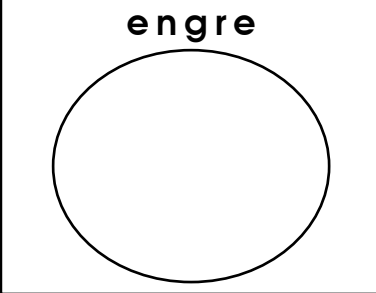
— — — — — —

D) **oellyw**



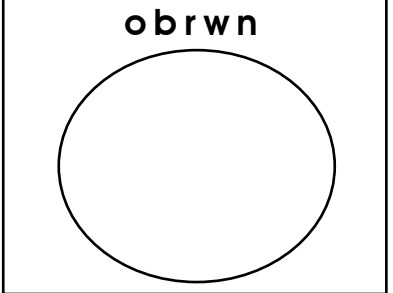
— — — — —

E) **engre**




— — — — —

F) **obrwn**



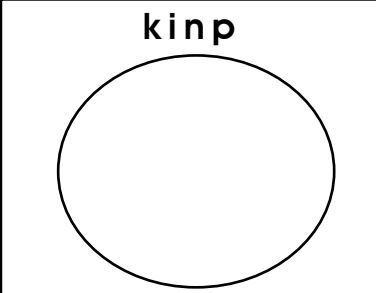
— — — — —

G) **klcba**



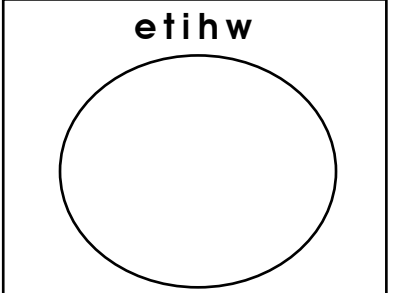
— — — — —

H) **kinp**



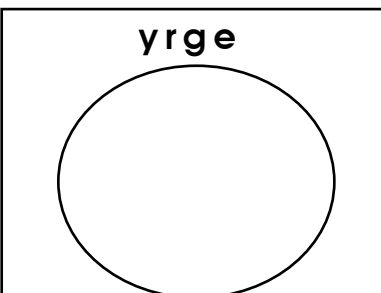
— — — —

I) **etihw**



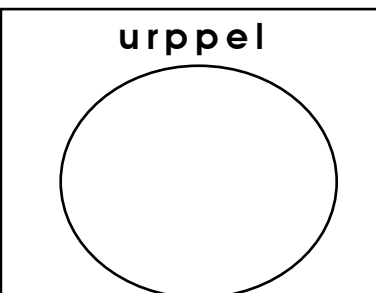
— — — — —

J) **yrge**



— — — —

K) **urppel**



— — — — — —

The Fun Guide: Games for Learning English



② Using the information on the previous page, complete the following questions.



















("It's" = "It is")

<p>A) <i>What colour is it?</i> example It is red.</p>	<p>G)?</p>
<p>B)? It is</p>	<p>H)?</p>
<p>C)?</p>	<p>I)?</p>
<p>D)?</p>	<p>J)?</p>
<p>E)?</p>	<p>K)?</p>
<p>F)?</p>	



Worksheet 7: Singular and Plural






1 Look at the boxes below and unscramble each of the missing words.

<p>A) naanba <small>example</small></p>  <p><u>b</u> <u>a</u> <u>n</u> <u>a</u> <u>n</u> <u>a</u></p> <p>B) naanbas</p>  <p><u>b</u> <u>a</u> <u>n</u> <u>a</u> <u>n</u> <u>a</u> <u>s</u></p>	<p>C) tca</p>  <p>— — —</p> <p>D) stca</p>  <p>— — —</p>	<p>E) ealpp</p>  <p>— — —</p> <p>F) sealpp</p>  <p>— — —</p>
<p>G) odg</p>  <p>— — —</p> <p>H) ogsd</p>  <p>— — —</p>	<p>I) tah</p>  <p>— — —</p> <p>J) htas</p>  <p>— — —</p>	<p>K) gpi</p>  <p>— — —</p> <p>L) gspi</p>  <p>— — —</p>
<p>M) nav</p>  <p>— — —</p> <p>N) snav</p>  <p>— — —</p>	<p>O) traibb</p>  <p>— — —</p> <p>P) sbibrat</p>  <p>— — —</p>	<p>Q) geg</p>  <p>— — —</p> <p>R) ggse</p>  <p>— — —</p>

The Fun Guide: Games for Learning English



2 Look at the pictures below and complete the following questions.

<p>A)</p> 	<p>D)</p> 
<p>B)</p> 	<p>E)</p> 
<p>C)</p> 	<p>Vocabulary list</p> <p>bananas vans cat</p> <p>apples hat</p>

("It's" = "It is"; "They're" = "They are")

<p>A) <i>What are they?</i> They are bananas. <small>example</small></p>
<p>B) <i>What is it?</i></p>
<p>C)?</p>
<p>D)?</p>
<p>E)?</p>



Worksheet 8: Adjectives

1 Find the following adjectives in the wordsearch.


HOT SHORT FAT QUIET COLD BIG
THIN FAST LONG SMALL LOUD SLOW

S	H	O	W	T	T	R	I	Q	L	D	C	B
W	H	S	H	O	R	T	W	O	H	L	I	I
O	S	O	A	P	J	P	C	X	P	O	A	G
T	H	I	N	B	F	K	G	L	O	U	R	S
S	R	A	Q	E	L	O	E	G	Q	D	T	T
L	S	B	I	A	C	O	L	D	W	S	P	S
T	T	W	S	C	C	S	H	O	R	E	A	A
L	H	O	A	M	D	O	H	E	L	F	S	F
F	A	A	C	R	A	L	O	A	S	A	H	R
I	B	L	N	D	Z	L	C	S	B	T	W	O
U	W	L	O	I	U	Q	L	O	L	S	W	T
Q	H	I	O	N	I	B	U	W	Z	O	L	T
P	R	S	X	W	G	T	A	I	S	T	W	O
X	Q	U	I	E	T	W	H	I	E	Y	X	H

The Fun Guide: Games for Learning English

2 Look at the pictures below and complete each of the sentences using the vocabulary list.

A) example




It is short.

B)




___ / ___ / ___ .

C)



___ / ___ / ___ .

D)




___ / ___ / ___ .

E)



___ / ___ / ___ .

F)



___ / ___ / ___ .

Vocabulary list

~~It is short~~

It is big

It is quiet

It is fat

It is slow

He is hot

3 Look at the sentences below and draw the pictures.

A) example



It is long.

D)

It is thin.

B)

It is loud.

E)

It is fast.

C)

She is cold.

F)

It is small.

Worksheet 9: Ordinal Numbers

1 Unscramble the ordinal numbers in each of the circles.

example

A) stfir
1st
f i r s t

B) ecnods
2nd

C) dthri
3rd

D) houfrt
4th

E) iftfh
5th

F) xsiht
6th

G) veesnht
7th

H) ihgeht
8th


I) inthn
9th

J) nteht
10th

The Fun Guide: Games for Learning English



2 Look at the picture below and write the numbers for each of the people in the race.












3 Look at the picture above and complete the following questions.

<p>A) Who is first? example <i>Tom is first.</i></p>	<p>D) fourth?</p>
<p>B) second?</p>	<p>E) fifth?</p>
<p>C) third?</p>	<p>F) sixth?</p>



Worksheet 10: Affirmatives

① Look at the pictures and unscramble each of the words in the boxes below, and colour in the pictures.

<p>A) genroa example</p>  <p style="text-align: center; letter-spacing: 0.5em;">o r a n g e</p>	<p>B) sappel</p>  <p style="text-align: center;">_ _ _ _ _</p>	<p>C) nmleos</p>  <p style="text-align: center;">_ _ _ _ _</p>
<p>D) sabanna</p>  <p style="text-align: center;">_ _ _ _ _</p>	<p>E) brryerwast</p>  <p style="text-align: center;">_ _ _ _ _</p>	<p>F) aepinlepp</p>  <p style="text-align: center;">_ _ _ _ _</p>
<p>G) atrufirgpe</p>  <p style="text-align: center;">_ _ _ _ _</p>	<p>H) mlnwareteo</p>  <p style="text-align: center;">_ _ _ _ _</p>	<p>I) seicrhre</p>  <p style="text-align: center;">_ _ _ _ _</p>










② Look at the boxes above and complete the following sentences.

<p>A) There is an orange. <small>example</small></p>	<p>F)</p>
<p>B)</p>	<p>G)</p>
<p>C)</p>	<p>H)</p>
<p>D)</p>	<p>I)</p>
<p>E)</p>	<p>.....</p>

The Fun Guide: Games for Learning English


Worksheet 11: Negatives

1 Look at the pictures and unscramble each of the words in the boxes below.

<p>A) example gab</p>  <p><u>b</u> <u>a</u> <u>g</u></p>	<p>B) spniecl</p>  <p>_____</p>	<p>C) snep</p>  <p>_____</p>
<p>D) rrleus</p>  <p>_____</p>	<p>E) brubre</p>  <p>_____</p>	<p>F) okonoetb</p>  <p>_____</p>
<p>G) ltabe</p>  <p>_____</p>	<p>H) aisrch</p>  <p>_____</p>	<p>I) aorclactul</p>  <p>_____</p>

2 Look at the boxes below and complete the following sentences.
("aren't" = "are not"; "isn't" = "is not")


A)



bag rulers pens

T h e r e / a r e / n o t / a n y / p e n s .


C)



calculator pens rulers

_____ / _____ / _____ / _____


B)



notebook table bag

_____ / _____ / _____ / _____

D)



chairs pencils rubber

_____ / _____ / _____ / _____

Worksheet 12: Demonstratives

1 Find the following words in the wordsearch.

ORANGE

BANANAS

GRAPEFRUIT

PINEAPPLE

APPLES

CHERRIES

STRAWBERRY

LEMONS




WATERMELON

B	A	N	A	N	A	S	A	O	R	A	B	A	N	A
B	R	I	T	E	B	A	N	T	I	J	K	W	A	T
W	Y	B	L	P	Q	B	W	A	T	E	R	M	E	N
A	R	N	M	O	D	X	C	P	C	H	R	Z	G	H
T	R	O	R	A	N	G	E	P	E	S	F	W	Z	S
E	E	S	Z	S	T	R	A	L	W	N	T	A	B	T
R	B	A	T	P	Q	R	A	E	A	M	I	S	C	R
M	W	H	Q	R	R	C	L	S	B	H	U	E	O	A
E	A	I	U	K	A	P	A	S	X	B	R	I	D	Z
L	R	C	H	L	P	W	S	B	P	L	F	R	B	S
O	T	A	B	A	M	E	B	T	E	W	E	R	W	N
N	S	F	E	C	D	N	O	E	R	F	P	E	W	O
A	B	N	G	C	H	E	R	W	R	Y	A	H	H	M
C	I	J	H	S	T	R	A	W	S	R	R	C	C	E
P	D	E	F	C	H	E	R	R	T	S	G	Z	X	L


The Fun Guide: Games for Learning English



2 Look at the pictures below and complete the following questions.



A)	<i>What is this?</i> example <i>This is an orange.</i>
B)	<i>What is that?</i>
C)?
D)?
E)?



Worksheet 13: Body Parts

1 Match the words in column A with the pictures in column B.

Column A

head example

body

nose

shoulders

legs

eyes

mouth

hands

knees

feet

fingers

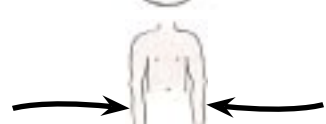
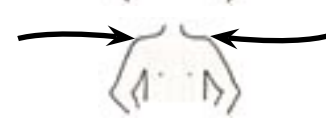
elbows

arms

ears

toes

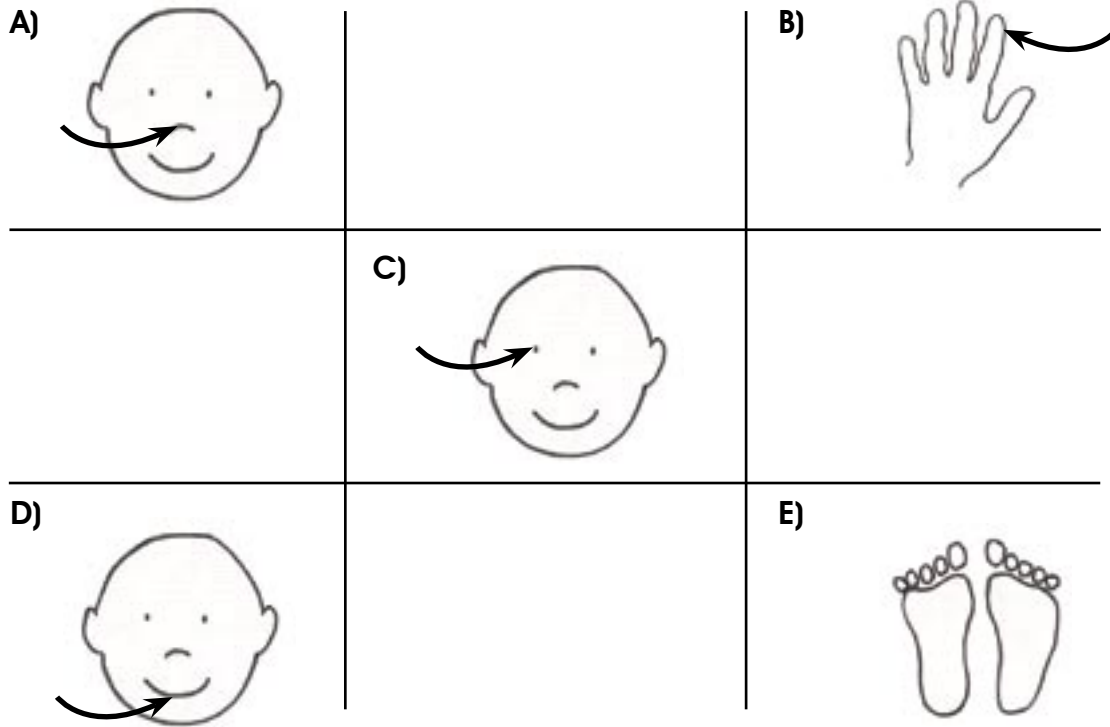
Column B



The Fun Guide: Games for Learning English



2 Look at the pictures below and complete the following questions.









("It's" = "It is"; "They're" = "They are")

<p>A) What is it? example <i>It is a nose.</i></p>	<p>D)?</p>
<p>B)?</p>	<p>E)?</p>
<p>C)?</p>	



Worksheet 14: Families

1 Look at the pictures below and unscramble the family member name of each of the characters.

<p>A) terhbor</p> <p>example</p> <div style="text-align: center;">  </div> <p style="text-align: center;"><u>b</u> <u>r</u> <u>o</u> <u>t</u> <u>h</u> <u>e</u> <u>r</u></p>	<p>B) reftha</p> <div style="text-align: center;">  </div> <p style="text-align: center;">_ _ _ _ _</p>	<p>C) riesst</p> <div style="text-align: center;">  </div> <p style="text-align: center;">_ _ _ _ _</p>
<p>D) agrrnhfadt</p> <div style="text-align: center;">  </div> <p style="text-align: center;">_ _ _ _ _</p>	<p>E) rdhantgmoer</p> <div style="text-align: center;">  </div> <p style="text-align: center;">_ _ _ _ _</p>	<p>F) retohm</p> <div style="text-align: center;">  </div> <p style="text-align: center;">_ _ _ _ _</p>

2 Look at the boxes above, and complete the following questions.

<p>A) Who is he?</p> <p>example <i>He is my brother.</i></p>	<p>D) </p> <p>.....</p>
<p>B) </p> <p>.....</p>	<p>E) </p> <p>.....</p>
<p>C) </p> <p>.....</p>	<p>F) </p> <p>.....</p>

Worksheet 15: Beginner Language Review game

INSTRUCTIONS

Place your counter on the starting position and take turns in rolling a die. Move your counter around the board according to the number shown on the die.



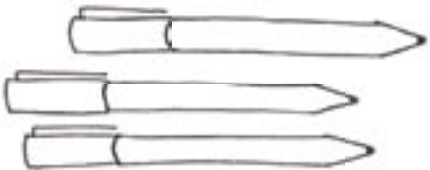






The first person to reach the finishing line is the winner!

The board consists of 15 numbered spaces arranged in a circle. The instructions and content for each space are as follows:

- Space 1:** START (checkered area)
- Space 2:** What colour is it? (Image of a red flower)
- Space 3:** What's his name? How old is he? (Image of a boy with a name tag that says 'I am 7')
- Space 4:** Go back to start! (Red prohibition sign)
- Space 5:** What number is it? (Large purple number 9)
- Space 6:** What are they? (Image of two snakes)
- Space 7:** Move forward three spaces! (Blue arrow pointing down)
- Space 8:** There There (Image of a banana and two cherries)
- Space 9:** Who is second? (Image of two people)
- Space 10:** What are they? (Image of two blue beetles)
- Space 11:** What's this? (Image of an orange)
- Space 12:** Who is she? Go forward one space! (Image of a girl, blue arrow pointing right)
- Space 13:** He is ... (Image of a boy and an orange)
- Space 14:** Go back five spaces! (Pink arrow pointing down)
- Space 15:** FINISH (checkered area)

Worksheet 16: Possessives

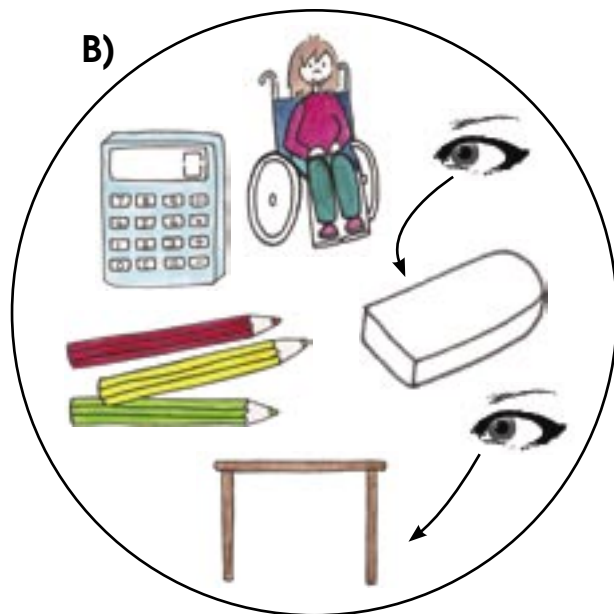
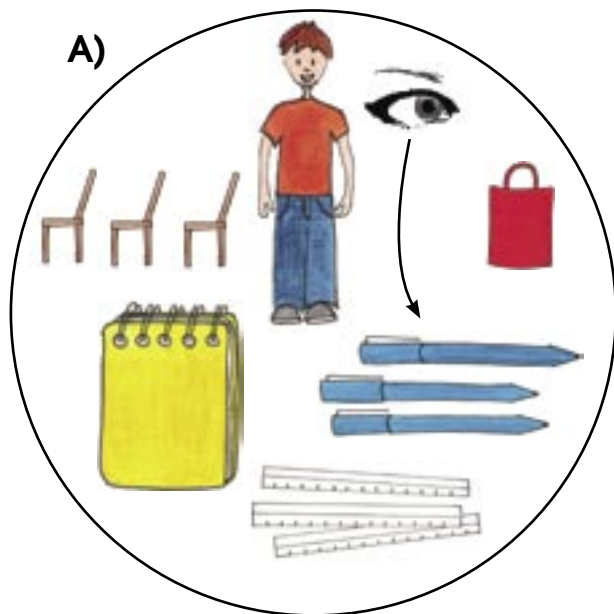
1 Look at the pictures below and unscramble each of the words, and colour in the pictures.

<p>A) agb example</p>  <p><u>b</u> <u>a</u> <u>g</u></p>	<p>B) lsinpec</p>  <p>-----</p>	<p>C) spne</p>  <p>-----</p>
<p>D) uelrsr</p>  <p>-----</p>	<p>E) bberru</p>  <p>-----</p>	<p>F) oobontek</p>  <p>-----</p>
<p>G) etalb</p>  <p>-----</p>	<p>H) aichrs</p>  <p>-----</p>	<p>I) auaorclicl</p>  <p>-----</p>


The Fun Guide: Games for Learning English



2 Look at the pictures A and B below and complete the following questions.

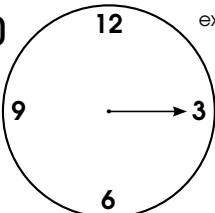


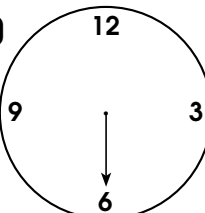
<p>A) Whose pens are those? example <i>Those are his pens.</i></p>	<p>F) table?</p>
<p>B) rubber?</p>	<p>G) calculator?</p>
<p>C) notebook?</p>	<p>H) pencils?</p>
<p>D) bag?</p>	<p>I) rulers?</p>
<p>E) chairs?</p>	

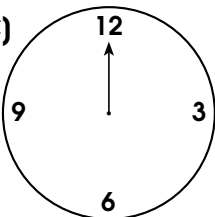


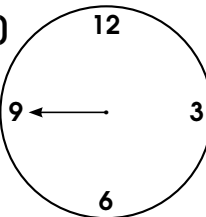
Worksheet 17: Time

① Look at the pictures below and complete the correct times using the vocabulary list.

A)  example
 quarter / past

B) 
 - - - - / - - - -

C) 
 - ' / - - - -

D) 
 - - - - / - - - -

Vocabulary list

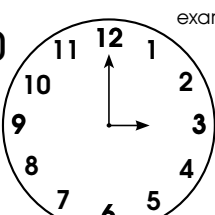
~~quarter past~~

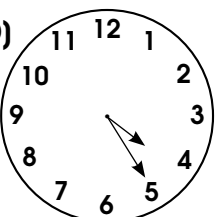
o'clock


quarter to


half past

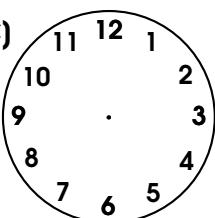
② Look at the boxes below and complete the times by drawing the hands onto the clocks or writing the questions and answers for each clock.


A)  example
 What time is it?
It is three o'clock.

D) ?

B)  What time is it?
It is half past four.

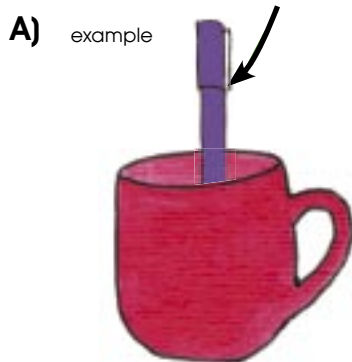
E) ?

C)  What time is it?
It is quarter to ten.

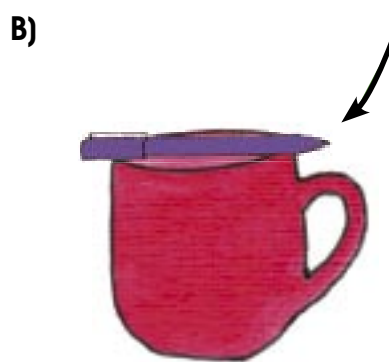
F) ?

Worksheet 18: Prepositions


1 Look at the pictures below and complete the missing prepositions using the vocabulary list.



i n



— —



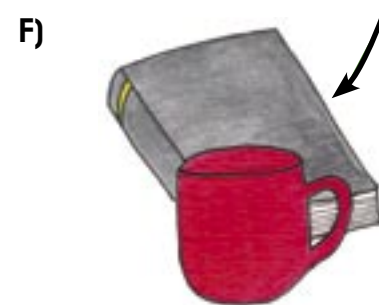
— — — —



— — / — —



— — — — — —



— — — — — —



— — / — — — — / — —

Vocabulary list

~~in~~
between
in front of
on
under
next to
behind

The Fun Guide: Games for Learning English

2 Look at the picture below and complete the following questions using the vocabulary list.



<p>A) Where is the dog? example The dog is between the chairs.</p>	<p>E)cat?</p>
<p>B)bananas?</p>	<p>F)picture?</p>
<p>C)ruler?</p>	<p>G)book?</p>
<p>D)plant?</p>	

Vocabulary list
 in ~~between~~ in front of
 on under next to
 behind




Worksheet 19: Weather



1 Look at the pictures below and unscramble each of the missing words.


example

A) ynsun




s u n n y


B) dlycou




C) ywnso




D) yrian




E) inydw




F) srtyom




G) ygfog




H) tho



I) dlco





J) rawm





The Fun Guide: Games for Learning English

2 Look at the pictures below and complete the following questions.



("What's" = "What is")


<p>A) example</p>	<p>What is the weather like today? <i>It is cloudy.</i></p>
<p>B)</p>	<p>.....?</p>
<p>C)</p>	<p>.....?</p>
<p>D)</p>	<p>.....?</p>
<p>E)</p>	<p>.....?</p>

The Fun Guide: Games for Learning English

Worksheet 20: Can/Cannot - First Person Singular


1 Look at the pictures below and complete the missing words using the vocabulary list.

A) example




s i n g

B)




_____/____/
_____-_____-_____

C)




_____-_____-_____/

D)




_____-_____-_____/

E)




_____-_____-_____

F)




_____-_____-_____/

G)




_____-_____-_____/

H)



_____-_____-_____

I)



_____-_____-_____/

Vocabulary list

~~sing~~

speak English

dance

ride a horse

play computer games

swim

play the piano

play football

ride a bicycle

The Fun Guide: Games for Learning English

② Complete the following questions by writing your own answers into each box.

("Can't" = "Cannot")

Can you....?

DANCE	example Yes, I can dance.
SING	
RIDE A BICYCLE	
SPEAK ENGLISH	
RIDE A HORSE	
PLAY COMPUTER GAMES	
PLAY FOOTBALL	
PLAY THE PIANO	
SWIM	

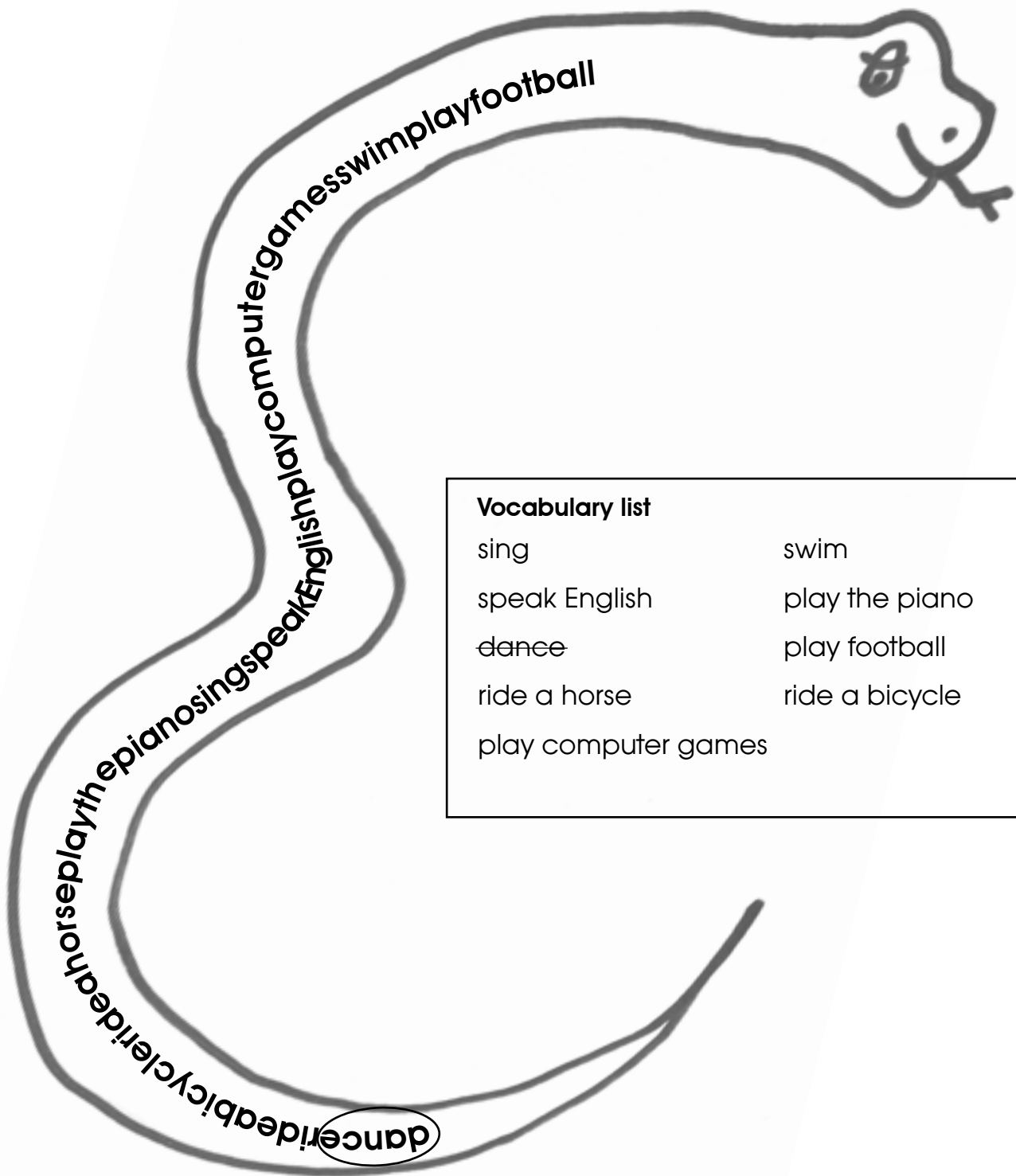
③ Can you think of any more?

Can you....?

The Fun Guide: Games for Learning English

Worksheet 21: Can/Cannot - Third Person Singular

- 1 Look at the picture below and find each of the words in the snake using the vocabulary list, and colour in the snake.








Vocabulary list

- | | |
|---------------------|----------------|
| sing | swim |
| speak English | play the piano |
| dance | play football |
| ride a horse | ride a bicycle |
| play computer games | |

example

The Fun Guide: Games for Learning English

2 Look at the pictures below and complete the following questions, using the Third Person Singular.

<p>A)  X</p>	<p>B) </p>	<p>C)  X</p>
<p>D)  ✓</p>	<p>E)  X</p>	

("Can't" = "Cannot")

<p>A) Can he sing? example <i>No, he cannot.</i></p>	<p>B)?</p>
<p>C)?</p>	<p>D)?</p>
<p>E)?</p>	

The Fun Guide: Games for Learning English

Worksheet 22: Like/Dislike - First Person Singular

1 Find the following words in the wordsearch.

CHOCOLATE ICE CREAM SNAKES SPIDERS APPLES
LEMONS FOOTBALL SWIMMING SINGING

T	S	L	E	M	O	N	S	V	N	X	B	C
H	O	M	Z	H	S	M	E	W	O	M	K	M
C	H	O	C	O	L	A	T	E	C	E	A	M
S	U	O	T	O	Z	T	S	R	Q	A	R	A
R	C	H	S	I	N	G	I	N	G	P	B	E
E	U	H	E	F	O	O	T	B	A	L	L	R
D	C	A	D	I	N	N	Z	R	O	P	D	C
I	C	S	N	A	K	E	S	E	R	L	F	E
P	W	A	P	P	L	E	S	L	L	R	J	C
S	W	I	M	M	I	N	G	M	V	N	K	I

2 Complete the following questions by writing your own answers into each box.

("don't" = "do not")


Do you like....?


CHOCOLATE	example Yes, I do like chocolate.
ICE CREAM	
SNAKES	
SPIDERS	
APPLES	
LEMONS	
FOOTBALL	
SWIMMING	
SINGING	


3 Can you think of any more? Write them down in your book.


Worksheet 23: Like/Dislike - Third Person Singular


1 Look at the pictures below and unscramble each of the missing words.


A) oaecchtlo
example

c h o c o l a t e


B) eicceram

_ _ _ / _ _ _ _


C) aekssn

_ _ _ _ _


D) eidrssp

_ _ _ _ _

E) sealpp

_ _ _ _ _

F) seomln

_ _ _ _ _

G) ofoalbt

_ _ _ _ _

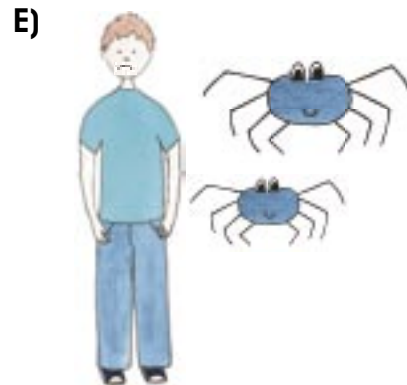
H) nisngi

_ _ _ _ _

I) iignswmm

_ _ _ _ _

The Fun Guide: Games for Learning English



2 Look at the pictures below and complete the following questions.




("doesn't" = "does not")


A)	Does Ben like apples? example Yes, he does.
B)?
C)?
D)?
E)?





Worksheet 24: Want/Have - First Person Singular


- ① Look at the pictures below and unscramble each of the missing words, and colour in the pictures.


A) cmreieca
example

i c e / c r e a m

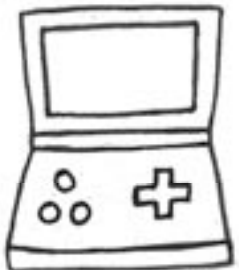
B) eibccly

_ _ _ _ _


C) uhembrgar

_ _ _ _ _


D) oaechcotl

_ _ _ _ _

E) gdo

_ _ _

F) tca

_ _ _

G) rcmoptue

_ _ _ _ _




H) lold

_ _ _ _ _

I) roange ucije

_ _ _ _ _ /
_ _ _ _ _

The Fun Guide: Games for Learning English



2 Look at the pictures A and B below and complete the following questions.

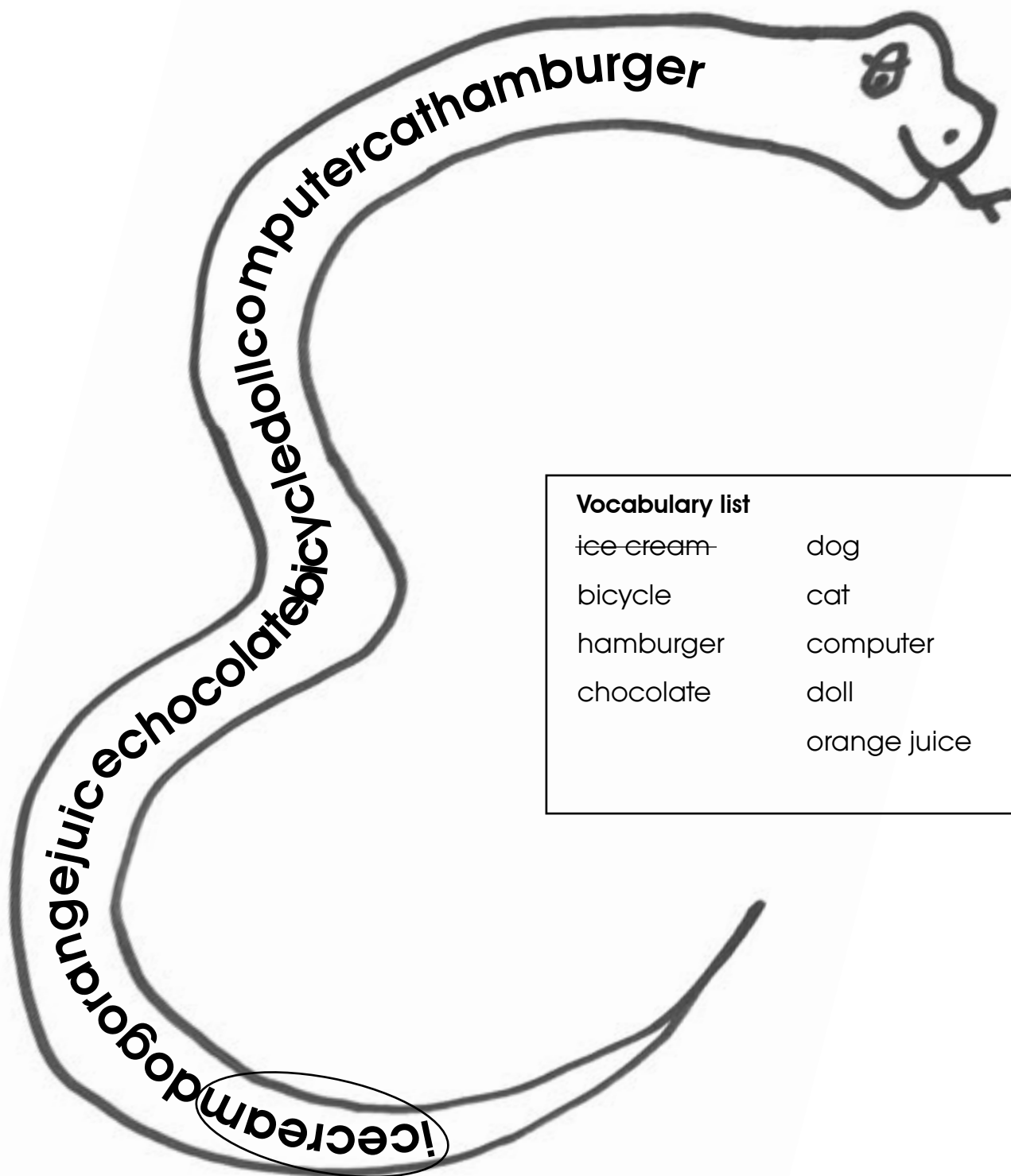


A)	What do you have? example <i>I have a cat.</i>
B)	What do you want? <i>ice cream.</i>
C)? <i>orange juice.</i>
D)? <i>hamburger.</i>
E)? <i>dog.</i>
F)? <i>computer.</i>
G)? <i>bicycle.</i>



Worksheet 25: Want/Have - Third Person Singular

- ① Look at the picture below and find each of the words in the snake using the vocabulary list, and colour in the snake.



Vocabulary list






ice cream	dog
bicycle	cat
hamburger	computer
chocolate	doll
	orange juice

example


The Fun Guide: Games for Learning English



2 Look at the pictures below and complete the following questions.

<p>A)</p> 		<p>B)</p> 
	<p>C)</p> 	
<p>D)</p> 		<p>E)</p> 

<p>A) What does Tom want? example <i>He wants an ice cream.</i></p>
<p>B) What does Liz have?</p>
<p>C)?</p>
<p>D)?</p>
<p>E)?</p>




Worksheet 26: How much...?

- 1 Look at the pictures below and unscramble each of the words, and colour in the pictures.


example

A) umhbregar




h a m b u r g e r

B) agrone cjuie




_____ /

C) ceircmea




_____ / _____

D) eaplp




E) mocpture mage




_____ /

F) sithrt




_____ / _____


G) gab



H) nep



I) lipenc




The Fun Guide: Games for Learning English



2 Look at the pictures below and complete the following questions.

A) 
£3.00

B) 
30 pence

C) 
£9.99

D) 
£1.50

E) 
50 pence

A)	How much does the hamburger cost? <i>example The hamburger costs three pounds.</i>
B)?
C)?
D)?
E)?



Worksheet 27: Verb Infinitives - First Person Singular

1 Find the following words in the wordsearch.

DANCE

SING

PLAY COMPUTER GAMES

PLAY THE PIANO

RIDE A BICYCLE

SPEAK ENGLISH

PLAY FOOTBALL

SWIM


RIDE A HORSE


P	Q	S	R	T	W	X	Z	A	B	D	E	G	H	I	P
L	W	I	N	I	T	E	P	R	S	W	I	M	B	O	L
A	Y	S	I	N	D	D	Z	O	L	E	A	R	S	A	A
Y	A	I	S	P	O	E	A	X	R	I	G	W	P	B	Y
C	L	N	C	P	L	Y	A	N	A	T	I	B	L	E	F
O	P	C	D	E	L	P	S	H	C	L	S	N	A	S	O
M	S	I	N	G	I	A	L	H	O	E	L	P	G	R	O
P	D	G	A	M	E	R	Y	A	R	R	P	E	A	O	T
U	I	W	L	Z	P	L	A	C	Y	P	S	Q	A	H	B
T	R	P	L	A	Y	T	H	E	P	I	A	N	O	A	A
E	B	R	I	G	H	R	I	D	E	A	Z	O	N	E	L
R	B	O	R	D	E	R	B	K	L	M	O	V	I	D	L
G	P	R	I	D	E	A	B	I	C	Y	C	L	E	I	W
A	L	L	E	A	R	W	E	R	N	P	L	A	K	R	J
M	A	Y	R	S	P	E	A	K	E	N	G	L	I	S	H
E	B	O	U	A	S	L	S	I	N	K	P	L	I	Y	T
S	S	P	E	E	K	E	R	Q	U	Y	T	M	P	Z	Q


The Fun Guide: Games for Learning English





2 Look at the pictures below and complete the sentences.

A) 
You

B) 
You


C) 
You

D) 
You

E) 
You

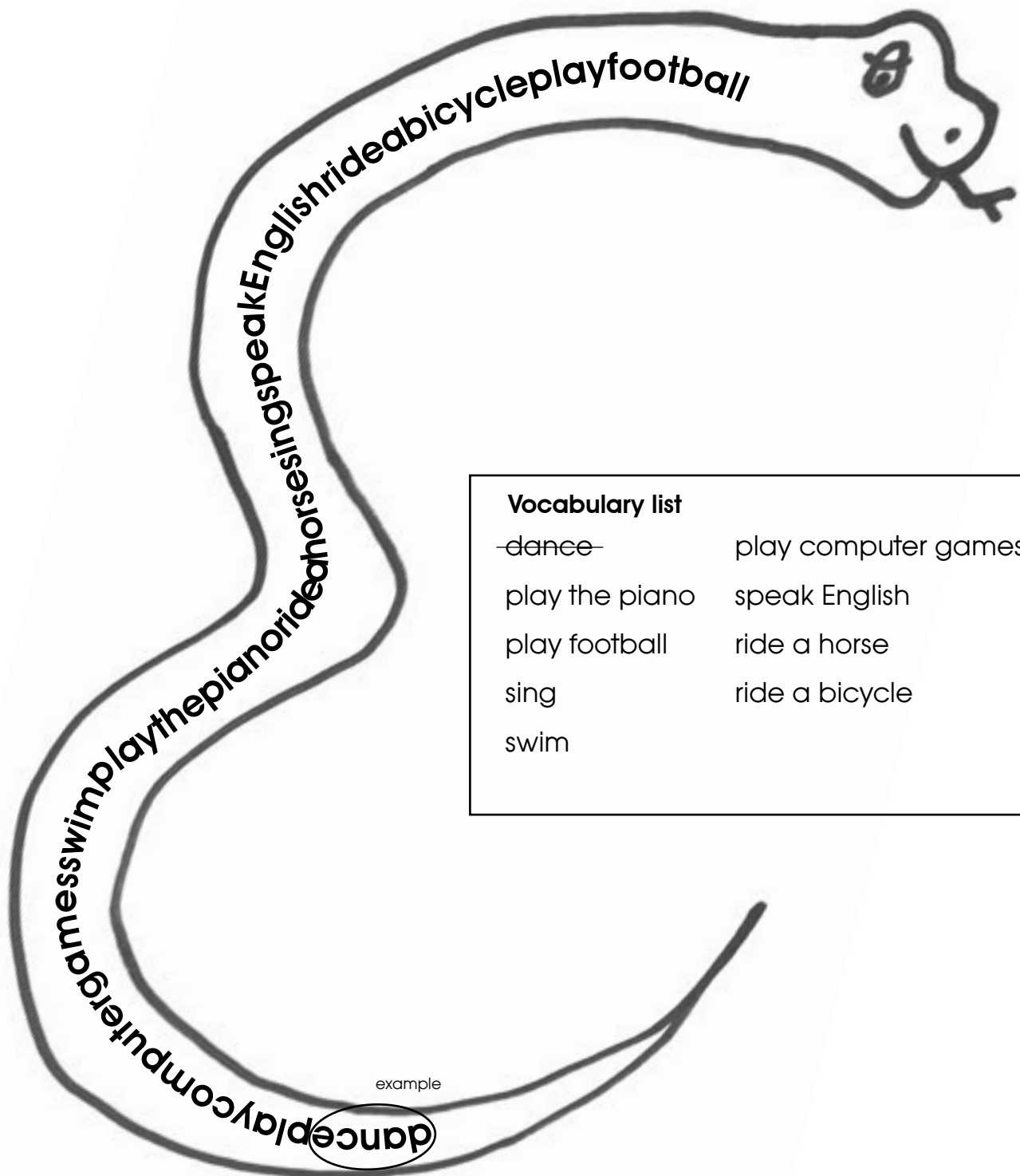
("don't" = "do not")

A) <i>I want to dance.</i> example
B)
C)
D)
E)



Worksheet 28: Verb Infinitives - Third Person Singular

- ① Look at the picture below and find each of the words in the snake using the vocabulary list, and colour in the snake.





Vocabulary list	
dance	play computer games
play the piano	speaking English
play football	riding a horse
sing	riding a bicycle
swim	


The Fun Guide: Games for Learning English





2 Look at the pictures below and complete the sentences.

A) 

B) 

C) 

D) 

E) 

("doesn't" = "does not")


A) <i>Karita wants to dance.</i> example
B)
C)
D)
E)



Worksheet 29: Present Continuous


1 Look at the pictures below and complete each of the missing words using the vocabulary list.

A) example




d a n c i n g

B)




_____ /
_____ /

C)




_____ /
_____ /
_____ /

D)




_____ /
_____ /

E)




_____ /
_____ /

F)




_____ /
_____ /

G)




_____ /
_____ /

H)



_____ /

I)



_____ /
_____ /

Vocabulary list

studying English

riding a bicycle

playing the piano

singing

swimming

playing football

playing computer games

riding a horse

~~dancing~~

The Fun Guide: Games for Learning English



2 Look at the pictures below, and complete the following questions.

A)



B)



C)




D)



E)



A)	What is Tom doing? example <i>He is dancing.</i>
B)?
C)?
D)?
E)?
F)	What are you doing? 🗣️





Worksheet 30: Intermediate Language Review game


INSTRUCTIONS


Place your counter on the starting position and take turns in rolling a die. Move your counter around the board according to the number shown on the die.


The first person to reach the finishing line is the winner!


1 Whose is this pen?



2 What time is it?



3 Go back to start!



4 Where is the book?



5 What's the weather like today?



6 Go back two spaces!



7 Move forward three spaces!



8 Can he sing?



9 Does he like apples?



10 What does he want?


11 How much does the T-shirt cost?


12 She wants ...


13 Go back one space!


14 What's she doing?


15 Go back five spaces!


START

FINISH

The Fun Guide: Games for Learning English

Worksheet 31: Comparatives

1 Find the following words in the wordsearch.

BEN

TOM

TIGER

RABBIT

SNAKE

WORM

CHEETAH

TORTOISE

PARROT

DOG

N	R	W	N	W	S	N	A	E	T	W	R	I	Q	R
O	R	S	S	N	A	E	K	A	R	R	C	A	P	O
I	G	A	N	O	R	A	W	T	V	A	D	I	B	N
S	T	R	B	A	N	R	R	D	E	H	B	F	M	C
T	Z	W	A	S	E	T	A	A	O	W	C	B	L	H
P	R	A	P	N	Q	C	D	O	G	H	E	H	I	E
A	Q	T	O	R	T	Z	W	P	O	R	T	E	K	T
R	G	B	E	N	D	F	Z	T	H	E	R	P	H	U
R	L	A	P	R	Q	W	R	T	E	E	H	C	J	C
O	B	T	O	B	H	E	T	O	R	T	O	I	S	E
T	A	W	A	S	G	U	A	M	W	O	R	M	G	S
W	Q	U	V	I	T	I	G	R	A	B	C	D	F	R
Z	C	H	T	E	E	B	C	H	E	E	T	A	H	P

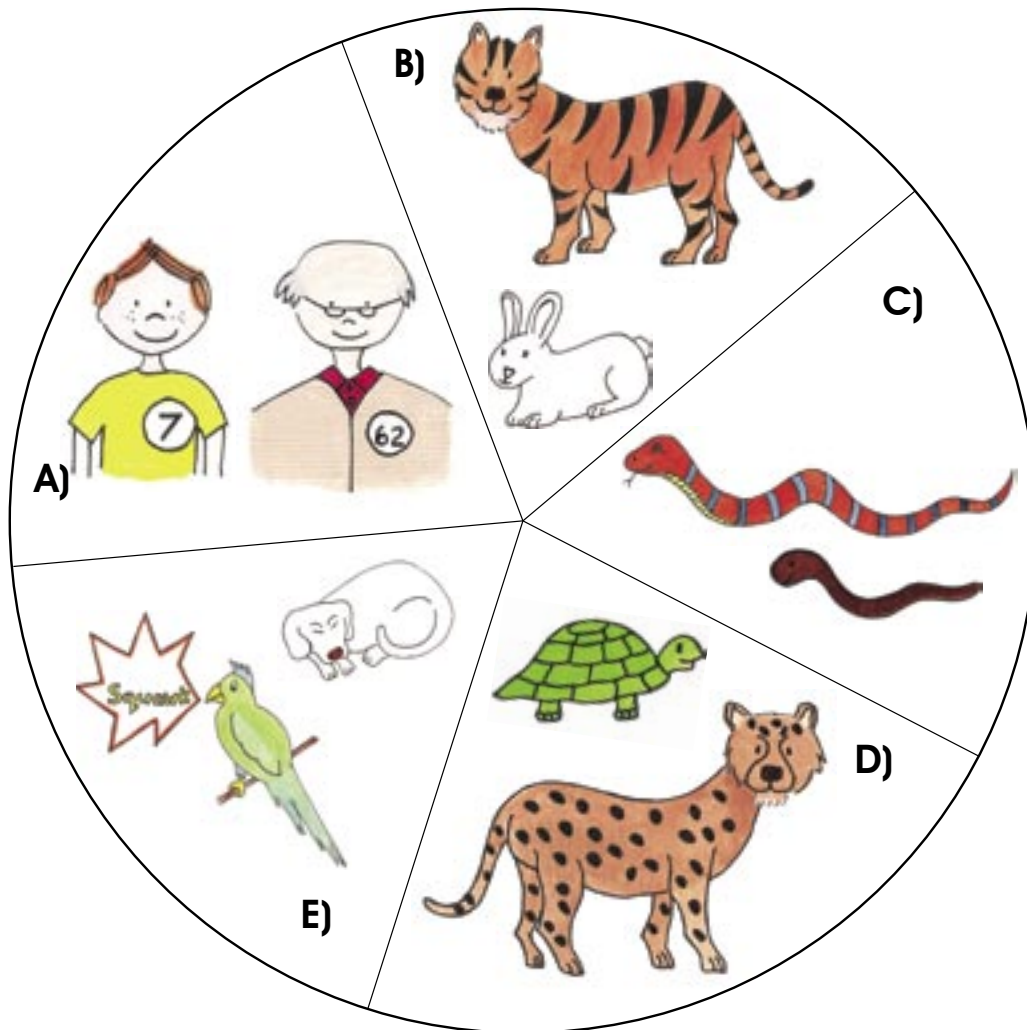
2 Match the antonyms.

older	example	quieter
longer		smaller
louder		younger
faster		shorter
bigger		slower

Can you think of any more? Write them down in your book.

The Fun Guide: Games for Learning English

3 Look at the pictures below, and complete the following questions.



A)	Who is older?
example	<i>Ben is older.</i>
B)	Which one is smaller?
C)longer?
D)faster?
E)quieter?

The Fun Guide: Games for Learning English

Worksheet 32: Superlatives

1 Find the following words in the wordsearch.

KIMI COW KITTEN WORM TOM JAN BEAR
BIRD EEL BEN ELEPHANT FLY SNAKE CAR
TRAIN VAN LORRY TRACTOR DOG LIZ CAT
MOUSE PIANO TRUMPET TRIANGLE KARITA AEROPLANE

M	R	K	A	K	I	T	T	E	N	K	S	C	B	E	S	X
O	A	V	I	T	B	T	C	Q	T	P	A	T	A	Z	N	W
U	V	Q	A	M	R	B	R	A	J	R	L	R	E	R	A	R
S	N	W	O	N	I	I	I	A	T	K	A	A	I	F	K	Z
E	S	W	O	R	M	E	A	R	I	Y	T	C	N	T	E	I
T	R	I	A	N	G	L	E	N	D	N	O	V	T	R	A	L
Y	A	E	L	E	P	H	A	N	T	B	M	A	F	O	O	A
B	Q	P	I	A	N	O	E	R	L	L	G	R	L	S	R	F
J	M	J	A	N	N	D	M	O	T	Z	E	R	Y	N	G	D
I	C	B	O	Y	W	O	R	X	B	E	E	L	O	I	O	N
L	D	O	K	W	V	R	P	C	A	T	T	E	R	X	D	N
H	H	J	W	S	Y	J	A	T	R	U	M	P	E	T	M	E
A	E	R	O	P	L	A	N	E	P	L	B	E	A	R	Y	B



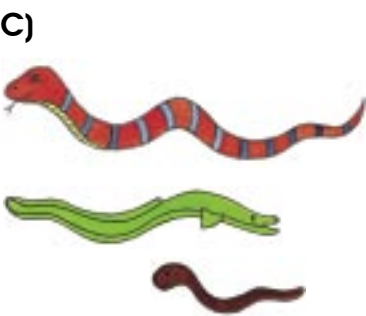


The Fun Guide: Games for Learning English

2 Match the superlatives.

old	example	bigger	example	loudest
big		louder		shortest
small		smaller		longest
long		shorter		biggest
short		quieter		quietest
fast		longer		smallest
slow		older		fastest
loud		faster		slowest
quiet		slower		oldest

Can you think of any more? Write them down in your book.

3 Look at the pictures below and complete the sentences using the words from the vocabulary list.

<p>A)</p> 	<p>B)</p> 	<p>C)</p> 
<p>D)</p> 	<p>E)</p> 	<p>Vocabulary list</p> <p>biggest</p> <p>smallest</p> <p>longest</p> <p>fastest</p> <p>slowest</p>

A) example The bear is bigger than the cow, but the elephant is the biggest.

B)

C)

D)

E)



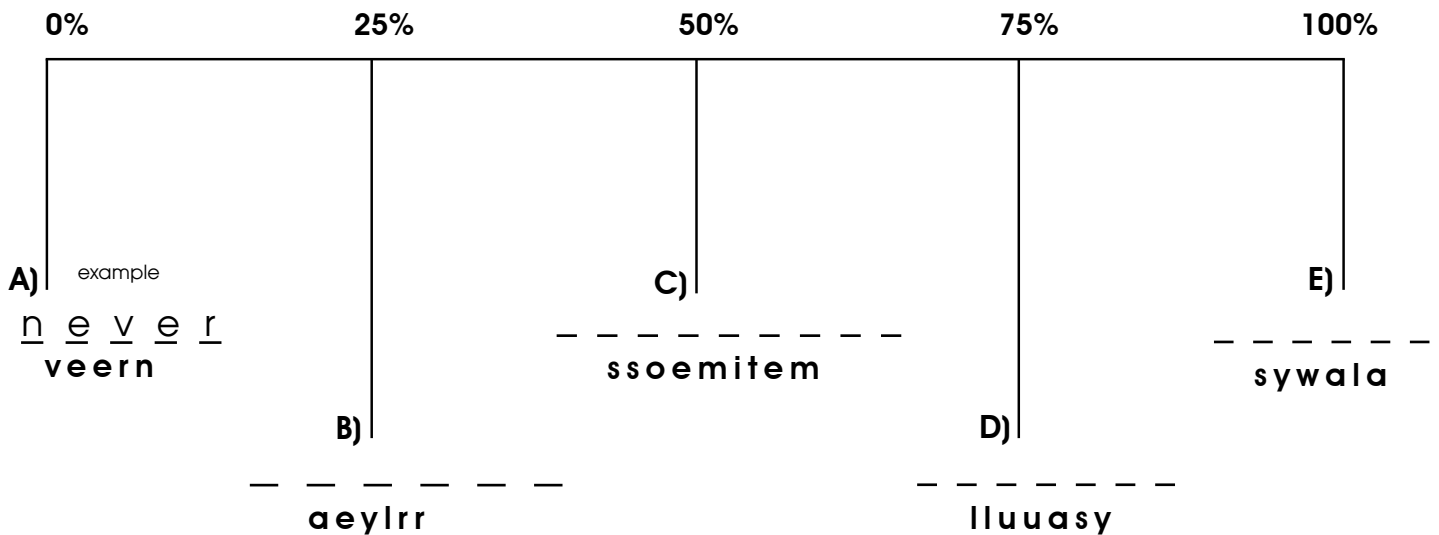
Worksheet 33: Adverbs of Frequency - First Person Singular



1 Look at A - G below and unscramble the days of the week.

- A) S u n d a y example duanSy
- B) _ _ _ _ _ oaMdny
- C) _ _ _ _ _ Tesuayd
- D) _ _ _ _ _ dnseWeyad
- E) _ _ _ _ _ hTsruyad
- F) _ _ _ _ _ dyFira
- G) _ _ _ _ _ yuaStrad

2 Look at the chart below and complete the missing adverbs of frequency.



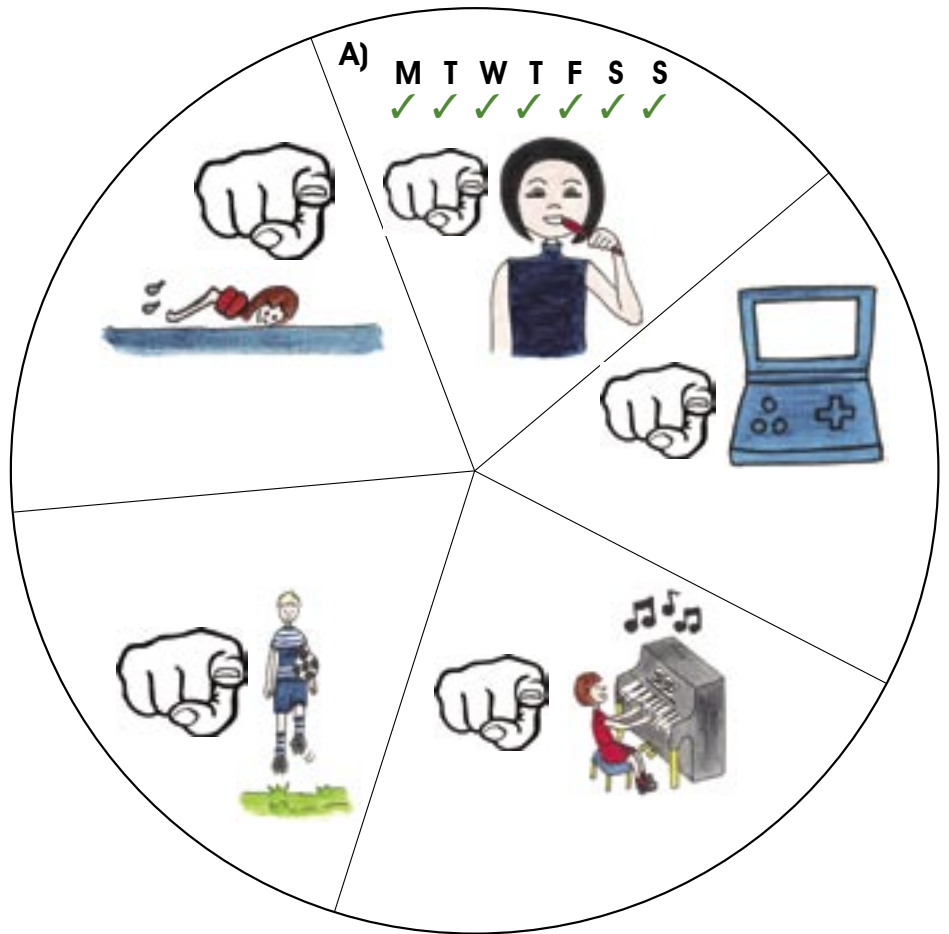
The Fun Guide: Games for Learning English

3 Look at the vocabulary list below and choose an option to complete the questions using your own answers.

Vocabulary list
 brush teeth
 play computer games
 play the piano
 play football
 swim

Can you think of any more? Write them down.

.....



A) example	What do you always do? <i>I always brush my teeth.</i>
B)rarely.....?
C)sometimes.....?
D)usually.....?
E)never.....?

The Fun Guide: Games for Learning English



Worksheet 34: Adverbs of Frequency - Third Person Singular

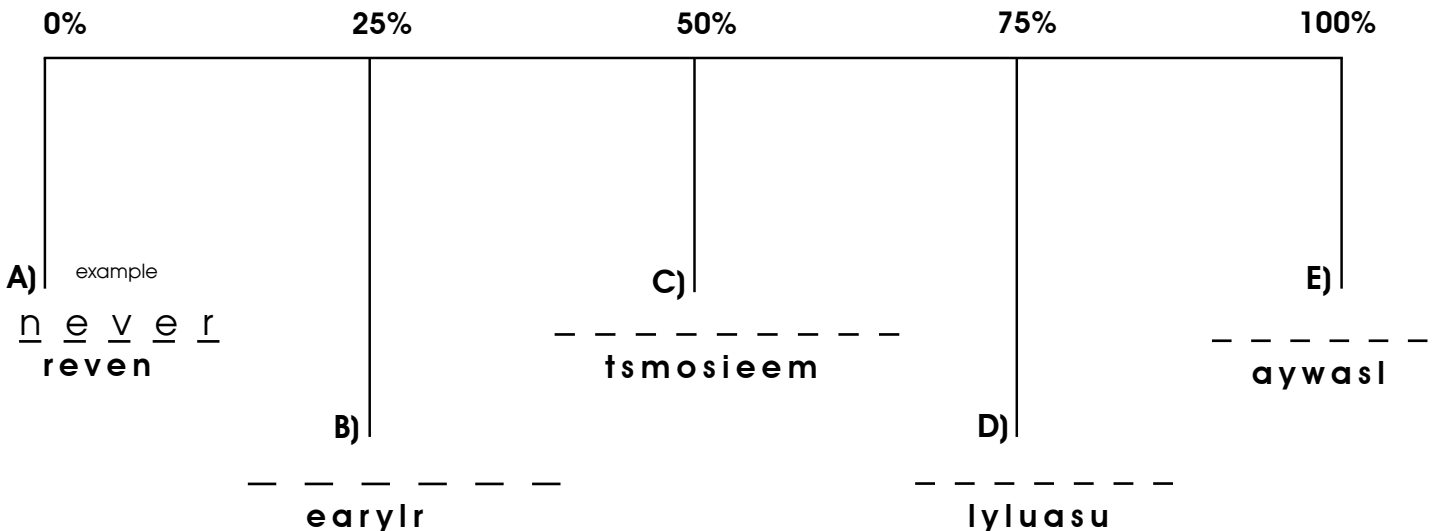


① Find the following words in the wordsearch.

MONDAY TUESDAY WEDNESDAY
 THURSDAY FRIDAY SATURDAY
 SUNDAY

T	T	H	U	R	S	D	A	Y
W	U	K	Y	B	C	P	A	X
U	E	E	S	U	N	D	A	Y
F	S	W	O	N	I	I	I	A
R	D	W	O	R	M	E	Y	Y
I	A	S	T	E	R	E	A	A
D	Y	E	L	E	P	H	D	D
A	E	P	I	A	N	O	R	N
Y	N	J	A	N	N	D	U	O
I	D	B	O	Y	W	O	T	M
W	E	D	N	E	S	D	A	Y
H	F	J	W	S	Y	J	S	M

② Look at the chart below and complete the missing adverbs of frequency.



The Fun Guide: Games for Learning English

3 Look at the pictures below and complete the following questions.

A) M T W T F S S
 ✓ ✓ ✓ ✓ ✓ ✓ ✓

B) M T W T F S S
 X ✓ X X X X ✓

C) M T W T F S S
 ✓ ✓ ✓ X X ✓ ✓

D) M T W T F S S
 X X X X X X X

E) M T W T F S S
 ✓ X ✓ X ✓ X ✓

A) example	What does Liz always do? <i>She always brushes her teeth.</i>
B)?
C)?
D)?
E)?

The Fun Guide: Games for Learning English

Worksheet 35: Calendar Dates

① Look at the calendar below and complete the missing months using the vocabulary list.

A) January example

M	T	W	T	F	S	S
	1	2	3	4	5	6
7	8	9	10	11	12	13
14	15	16	17	18	19	20
21	22	23	24	25	26	27
28	29	30	31			

B) — — — — —

M	T	W	T	F	S	S
				1	2	3
4	5	6	7	8	9	10
11	12	13	14	15	16	17
18	19	20	21	22	23	24
25	26	27	28	29		

C) — — — — —

M	T	W	T	F	S	S
					1	2
3	4	5	6	7	8	9
10	11	12	13	14	15	16
17	18	19	20	21	22	23
24	25	26	27	28	29	30
31						

D) — — — — —

M	T	W	T	F	S	S
	1	2	3	4	5	6
7	8	9	10	11	12	13
14	15	16	17	18	19	20
21	22	23	24	25	26	27
28	29	30				

Vocabulary list

January
September
April
December
May
February
June
August
July
March
October
November

The Fun Guide: Games for Learning English

E)

M	T	W	T	F	S	S
			1	2	3	4
5	6	7	8	9	10	11
12	13	14	15	16	17	18
19	20	21	22	23	24	25
26	27	28	29	30	31	

F)

M	T	W	T	F	S	S
						1
2	3	4	5	6	7	8
9	10	11	12	13	14	15
16	17	18	19	20	21	22
23	24	25	26	27	28	29
30						

G)

M	T	W	T	F	S	S
	1	2	3	4	5	6
7	8	9	10	11	12	13
14	15	16	17	18	19	20
21	22	23	24	25	26	27
28	29	30	31			

H)

M	T	W	T	F	S	S
				1	2	3
4	5	6	7	8	9	10
11	12	13	14	15	16	17
18	19	20	21	22	23	24
25	26	27	28	29	30	31

The Fun Guide: Games for Learning English

○

I)

M	T	W	T	F	S	S
1	2	3	4	5	6	7
8	9	10	11	12	13	14
15	16	17	18	19	20	21
22	23	24	25	26	27	28
29	30					

J)

M	T	W	T	F	S	S
		1	2	3	4	5
6	7	8	9	10	11	12
13	14	15	16	17	18	19
20	21	22	23	24	25	26
27	28	29	30	31		

K)

M	T	W	T	F	S	S
					1	2
3	4	5	6	7	8	9
10	11	12	13	14	15	16
17	18	19	20	21	22	23
24	25	26	27	28	29	30

L)

M	T	W	T	F	S	S
1	2	3	4	5	6	7
8	9	10	11	12	13	14
15	16	17	18	19	20	21
22	23	24	25	26	27	28
29	30	31				

○

○

The Fun Guide: Games for Learning English

② Using the calendar and the numbers with the highlighted blocks from exercise 1, complete the following questions.

A) What is the date today? example <i>It is Tuesday the 1st of January.</i>
B)?
C)?
D)?
E)?
F)?
G)?
H)?
I)?
J)?
K)?
L)?

The Fun Guide: Games for Learning English

Worksheet 36: Past Simple

1 Find the following words in the wordsearch.

HOMework TELEVISION FOOTBALL ORANGE JUICE
DINNER SWIMMING MUSIC SCHOOL APPLE

T	E	L	E	V	I	S	I	O	N	X	B	C
H	O	M	Z	H	O	M	E	W	O	R	K	M
O	R	A	N	G	E	J	U	I	C	E	A	U
T	O	O	T	O	Z	T	S	R	Q	A	R	S
S	C	H	O	O	L	A	B	C	P	P	B	Z
M	U	H	E	F	O	O	T	B	A	L	L	C
S	C	A	D	I	N	N	Z	R	O	P	D	I
S	C	I	D	D	I	N	N	E	R	L	F	S
S	W	A	P	P	L	E	A	L	L	R	J	U
S	W	I	M	M	I	N	G	M	M	N	K	M

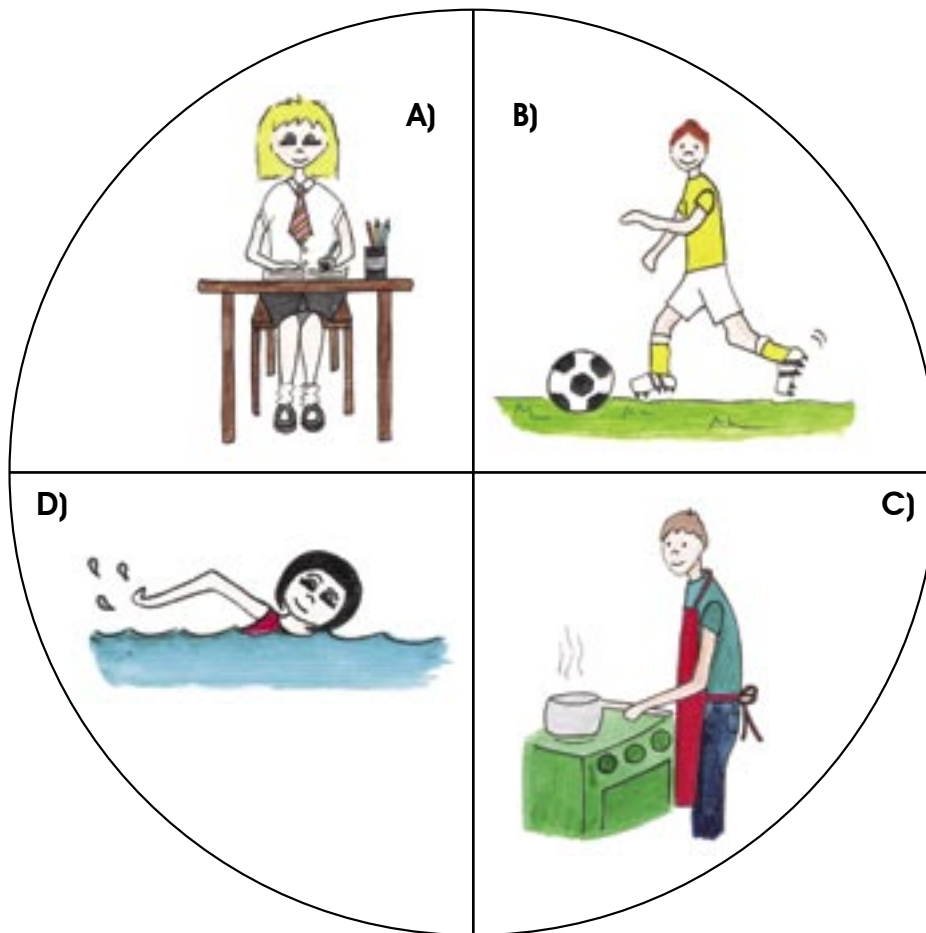
2 Look at the table below and complete the missing words using the vocabulary list.


Present	Past
A) play <small>example</small>	played
B) buy	_____
C) go	_____
D) listen	_____
E) cook	_____
F) do	_____
G) drink	_____
H) eat	_____
I) walk	_____
Can you think of 3 more?	
1)
2)
3)

Vocabulary list
played
ate
walked
drank
listened
went
cooked
bought
did

The Fun Guide: Games for Learning English

3 Look at the pictures below and complete the following questions.



<p>A) example</p>	<p>What did Karita do yesterday? <i>She did her homework.</i></p>
<p>B)</p>	<p>.....?</p>
<p>C)</p>	<p>.....?</p>
<p>D)</p>	<p>.....?</p>
<p>E)</p>	<p> What did you do yesterday?</p>

The Fun Guide: Games for Learning English

Worksheet 37: Directions

- 1 Look at the boxes below and complete the missing words using the vocabulary list.

Vocabulary list

turn left

opposite

go past the bank

between

in front of

next to

go straight on

turn right

take the second right

A) example

t u r n / l e f t

B)

_____ / _____

C)

_____ / _____

D)

_____ / _____

E)

F)

_____ / _____

G)

H)


_____ / _____ / _____

I)

_____ / _____ / _____

The Fun Guide: Games for Learning English

- 2 Using the starting position, direct your way around the map and write down the directions to the following questions.



A) Can you tell me where the bakery is?
 example *Take the first left, go past the supermarket and the bakery is on your left.*

B)police station....?

C)bank....?

D)train station....?


E) Can you think of any more directions? Write down some questions in your book and ask a friend or your teacher to give you the directions.

Worksheet 38: Advanced Language Review game


INSTRUCTIONS

Place your counter on the starting position and take turns in rolling a die. Move your counter around the board according to the number shown on the die.


The first person to reach the finishing line is the winner!

1 Which one is bigger?


2 Go forward 4 spaces!

3 Which one is longer?



4 Go back 3 spaces!


5 The bird is smaller than...


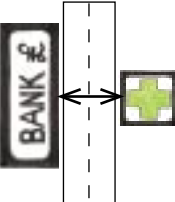
6 Go forward 2 spaces!

7 Spell each of the seven days of the week


8 Spell each of the twelve months of the year

9 She always...


10 What did you do yesterday?


11 Go back 3 spaces!


12 The bank is...
 Go forward 1 space!

13 The supermarket is...




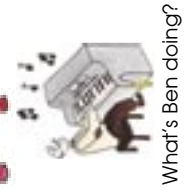









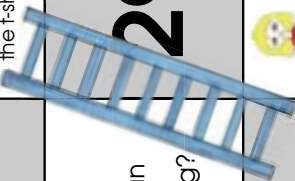





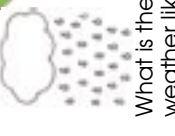



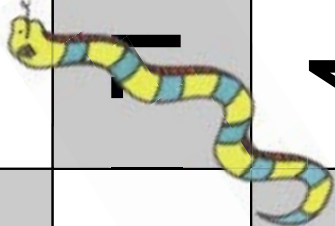








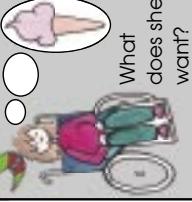

14 Go back 3 spaces!

15 FINISH

START

Worksheet 39: Snakes and Ladders: Book Review game

Finish

 The bird is smaller than...	 7	 What's Ben doing?	31 	 Can he sing?	 Whose pencil is this?	14 	 He is...	
 Which one is bigger?	 45	 How much does the t-shirt cost?	 29	 Who is she?	 What colour is this?	2		
 The supermarket is...	 What did she do yesterday?	35  He wants...	 What is the weather like?	19	12	 How old is he?		
52 Spell the seven days of the week	 11	 What is the time?	20 	4				
Spell the twelve months of the year	42 	 What are they?	26	 9	6			
54  What does Liz always do?	38	 Where is the book?	25	22 	7			
	40 	 What does she want?			 There..... There.....			

Start