


# Little Architect

Premium Worksheets For Preschoolers

For 3-4 year olds

Illustrations: Dikhit Borah

Content: Mirnalini & Sumitra



# Index

## Activity Name

## Skills Acquired

*Shadow Match*

*Observation, Visual Tracking, Cognitive*

*Colours In My Room*

*Imagination, Creativity, Fine Motor*

*Number Patterns*

*Visual Tracking, Numeracy, Colour Coordination*

*T For Triangle*

*Shape Recognition, Visual Tracking, Observation*

*Shapes In Houses*

*Thinking, Creativity, Shape Recognition*

*Puzzling Shapes*

*Curiosity, Coordination, Knowledge*

*Take Them Home*

*Fine Motor, Visual Tracking, Play*

*Counting In The Neighbourhood*

*Numeracy, Knowledge, Creativity*

*Build Your City*

*Thinking, Creativity, Play*

*Fingerpaint Story Cards*



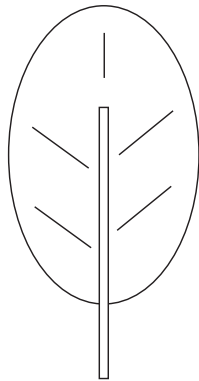

*Sensory, Play, Communication*



# Shadow Match

There are different objects and their shadows. But they are all over the place!

Help your preschooler identify the object with its shadow. Then, name each object.



*How this activity helps?*

*Your preschooler observation improves while matching the object with its shadow.*

*Encourage your child to colour the object.*

*Then, ask where each of these objects can be found — inside or outside the home.*

# Colours In My Room

There are no colours in the room. Put on a colouring cape and colour away!

Help your preschooler colour the room and the different elements there. Then, name the elements in the room. Psst... how about making it a messy activity.



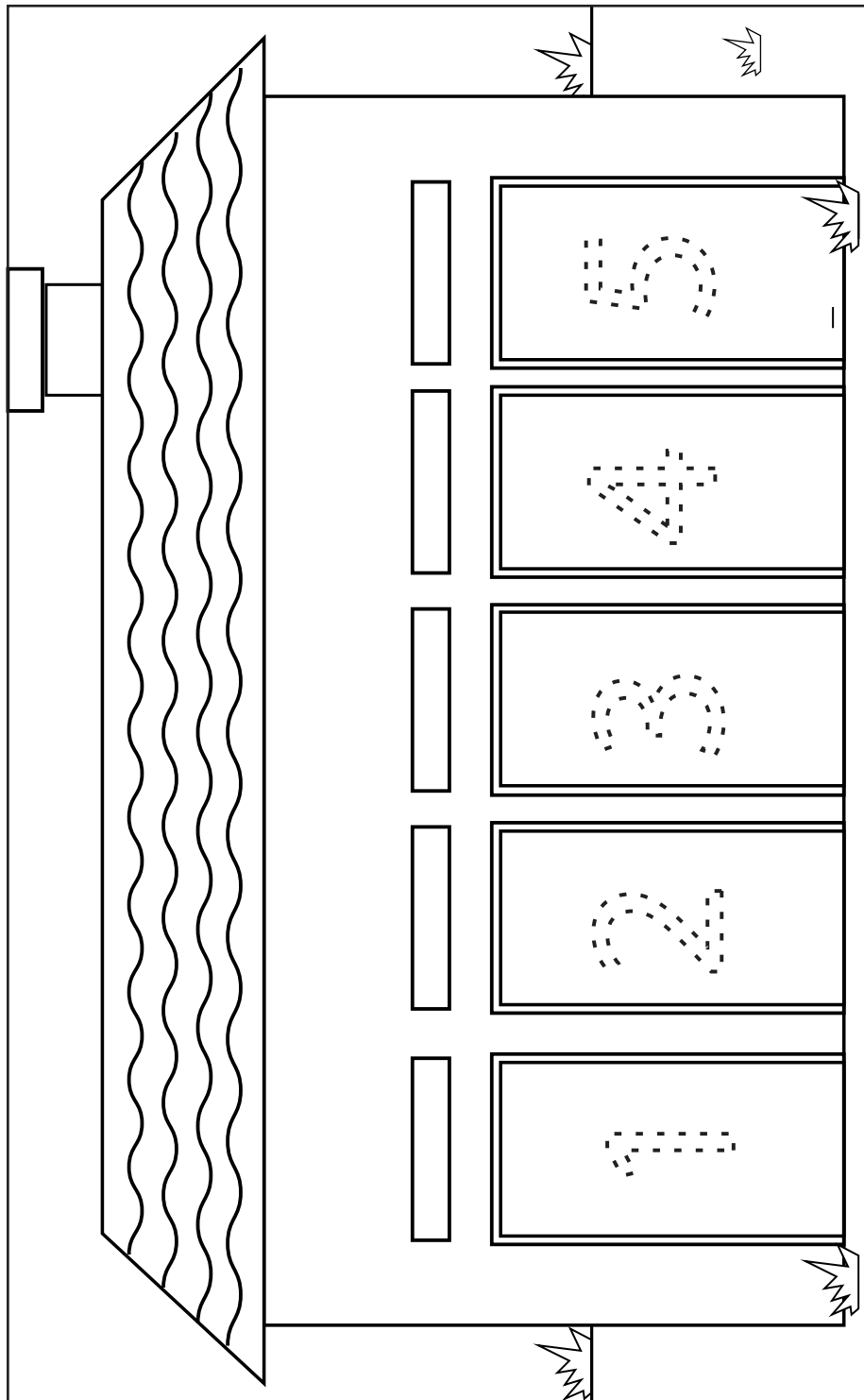
*How this activity helps?*

*Your preschooler comes up with a colour composition. Thus, enhancing their creativity. Ask your child explore and describe a room where all the toys are kept. It could be your little one's bedroom too!*

# Number Patterns

Can you spot the numbers hidden among the dots?  
Each door is marked with a number.

Help your preschooler draw along the dotted lines to complete the numbers. Then, colour the picture using any technique — using crayons, painting with brush/hand, or fingerprinting.




How this activity helps?

Your preschooler gives attention to detail while tracing the number patterns. Describe the different elements of the house. For starters, how many doors?

# T For Triangle

*T-R-I-A-N-G-L-E! How many sides does a triangle have? Don't they look triangular characters!*

*Help your preschooler draw along the dotted lines to complete the triangles. Oh, doesn't each triangle have a different expression? How about giving a colour for each expression.*



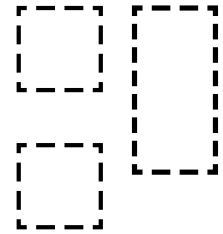

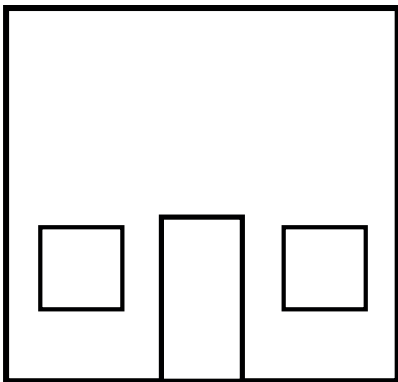


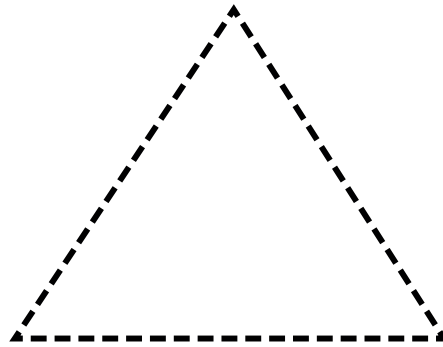

*How this activity helps?*

*Your preschooler draws along the dotted lines, which enhances the visual tracking skill. Introduce your child to different emotions. Cut them out and use them as props!*

# Shapes In Houses

What are the different shapes that you can spot? Put on your architect hat and put together colourful houses!

Help your preschooler colour, cut out the different shapes, and then stick in place to complete the houses.



*How this activity helps?*


*Apart from identifying the shapes, your preschooler matches the shapes with those in the illustrations. Add more details around each of the houses. Then help your child describe each of them.*



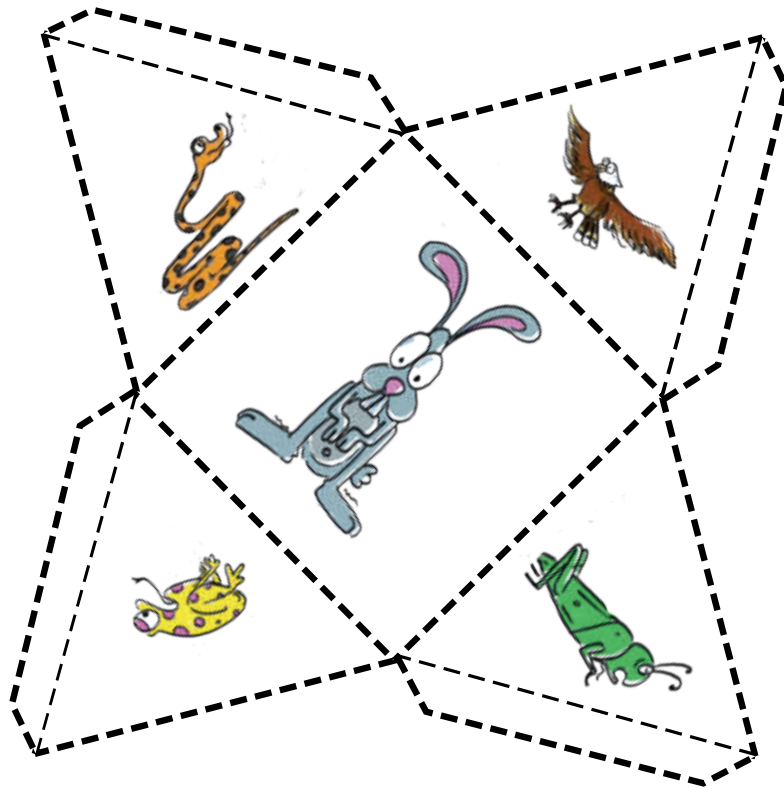
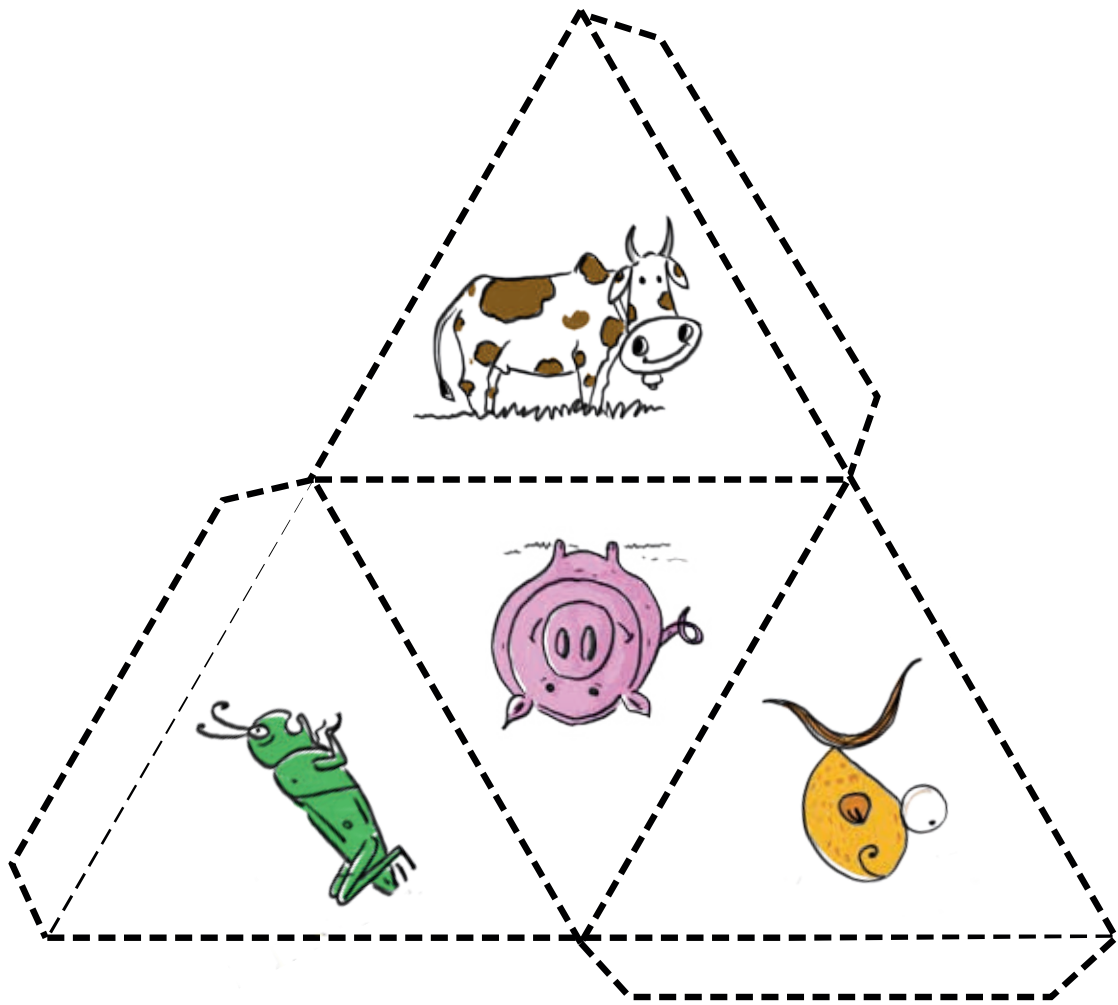
# Puzzling Shapes

There are many squares and triangles below. They can be made into 3D shapes!

Help your preschooler cut and glue the shapes together. How many sides does each shape have? Name the different elements on each shape.







*How this activity helps?*

*Your preschooler observes and learns about 3-dimensional geometric shapes. Call out the name of an element, let your child find and describe it! Eg: Spot the rabbit.*

# Take Them Home

Do you know where each of these creatures live? Well, they seem to be a bit lost.

Get out your crayons and help your preschooler guide the spider, bird and dog to their homes. Trace along the dotted lines to help them reach home.




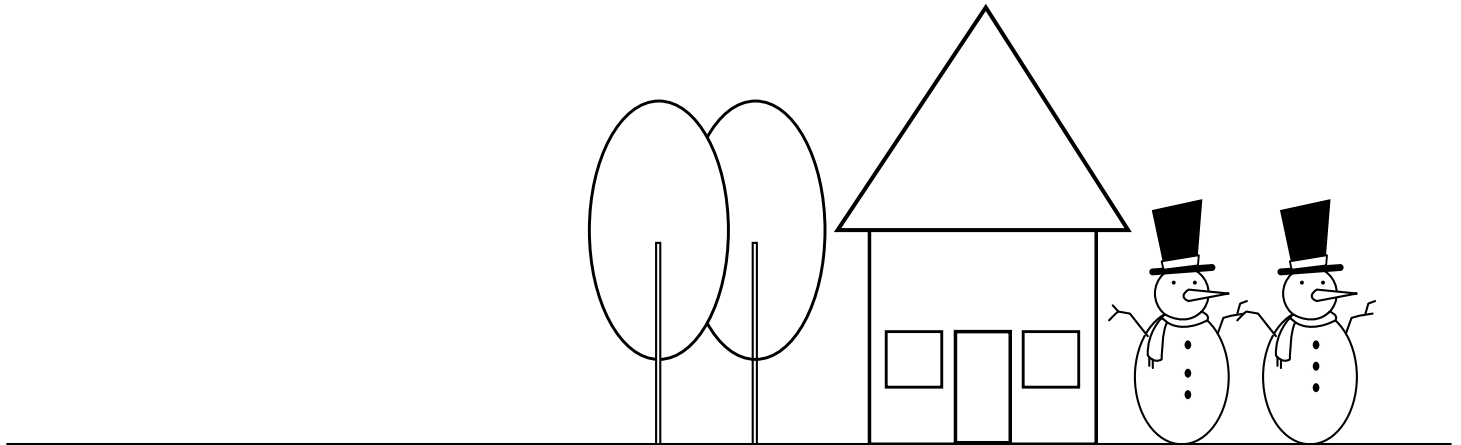

*How this activity helps?*

*Your preschooler's fine motor and visual tracking are enhanced with this activity. Introduce your child to the home of each animal. Describe each — kennel, nest, web.*

# Counting In The Neighbourhood

1,2,3...! It's all about counting and colouring.

Help your preschooler count and colour the trees and snowmen by each house.

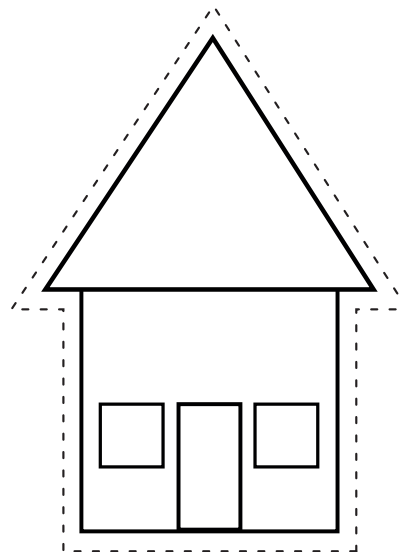



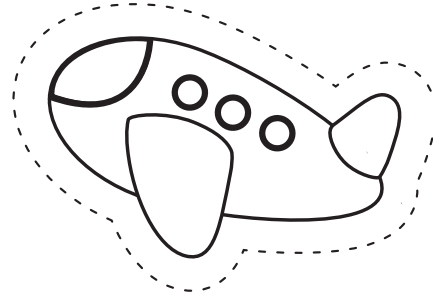
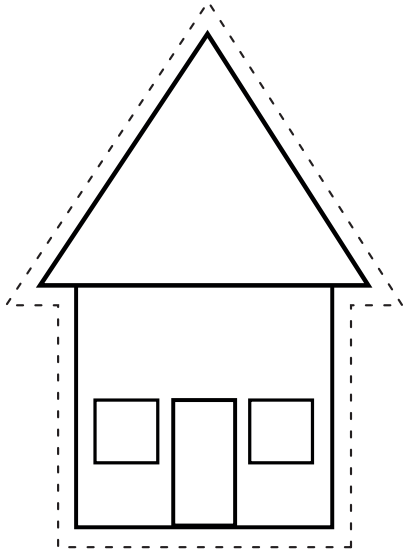


How this activity helps?  
Your preschooler practises counting and their numeracy is enhanced.

# Build Your City

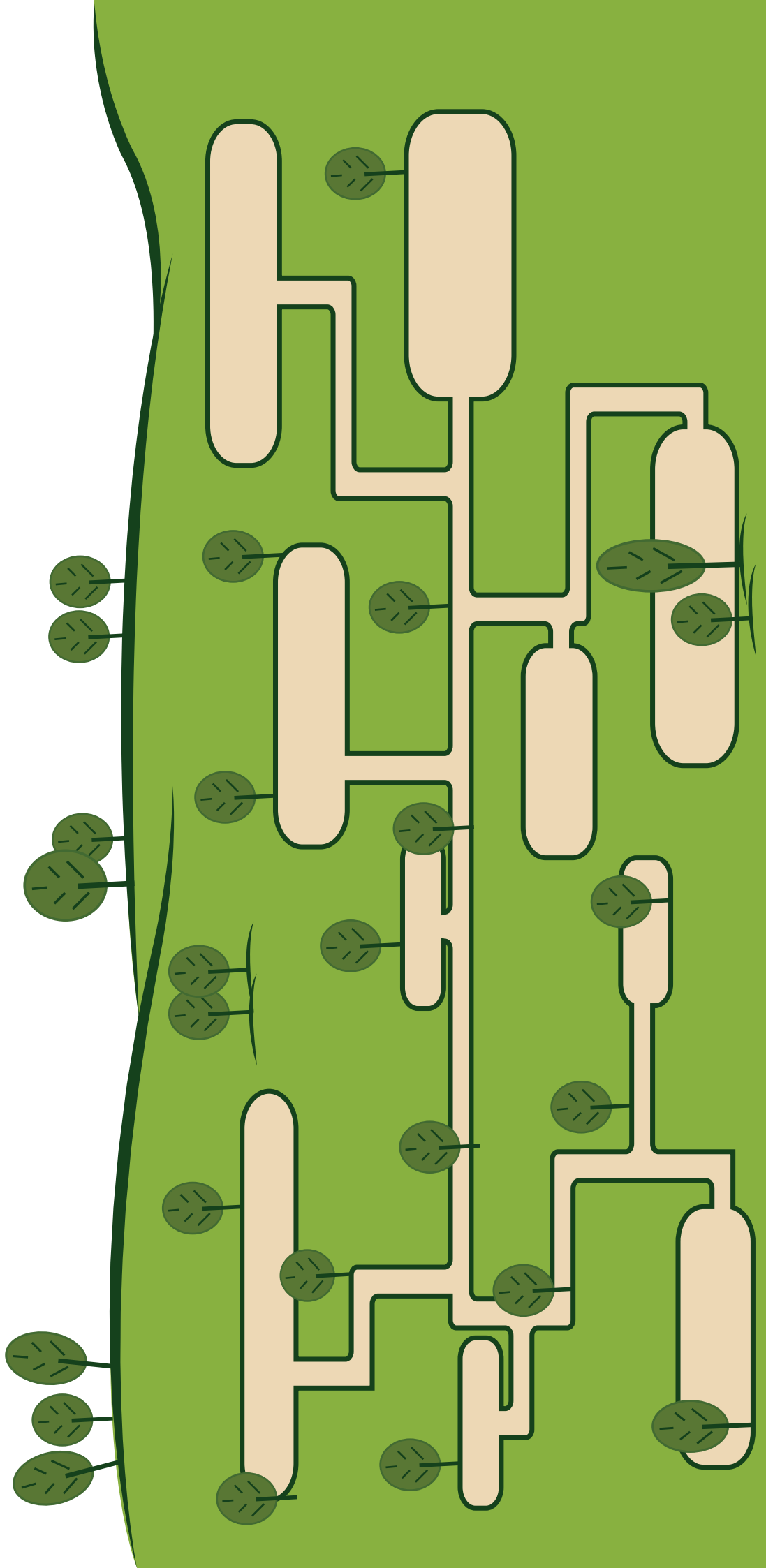
The city in the following page seems to be empty, doesn't it? Put on that city planner cap to build one with the elements given below.

Help your preschooler colour the different elements of the city. Then cut and paste them to complete a cityscape. What would you name your city?



*How this activity helps?*



*Your preschooler imagines and creates a city by adding different elements. Ask your child to narrate a simple story about the city once all the elements are in place.*



# Fingerpaint Story Cards

There are story cards given below for you to build a story. But first you need to colour them.

Help your child fingerpaint each of the story cards. Once dry, cut them out. Settle down for a story time. Select two cards at a time and tell a simple story.







*How this activity helps?*

*Your preschooler's creativity and sensory skills are enhanced.*

*Help your child narrate each story. Ask more questions to build the story little by little.*

*Put all the cards together and see if a story can be built!*







# Take a look at our super exciting Flintobox themes!



Jungle Adventurer



Bird Watcher



Jr. Colour Scientist



Sky Adventure




Jr. Marine Scientist



Little Transporter



Little Architect



Nature Detective



Incredible Insects

Don't forget to get these  
boxes for your child!

For renewals, call: 91-7695857799