



Eq

**SAXO
BANK**

SERIOUS TRADING. WORLDWIDE.

TRADING STOCKS ON THE SaxoTrader**GO** PLATFORM

Saxo Bank (Switzerland) Ltd.
Rietstrasse 41
Postfach 509
CH-8702 Zollikon

Representation office Geneva
5 bis, place de la Fusterie
CH-1204 Genève

Phone: +41 58 317 95 10
Web: www.saxobank.ch



A QUICK INTRODUCTION TO USING THE SAXOTRADERGO PLATFORM TO TRADE STOCKS.

WHAT IS SaxoTraderGO

Fast and Simple

Designed to be fast and as easy-to-use as possible, the new SaxoTraderGO platform from Saxo Bank is a web-based platform that can be used from any HTML5-compatible web browser, from any device.

Excellent Cross-Device Experience

SaxoTraderGO offers an excellent cross-device experience between desktops, tablets and smartphones. The user experience is in real time, as your watchlists and preferences follow you between devices.



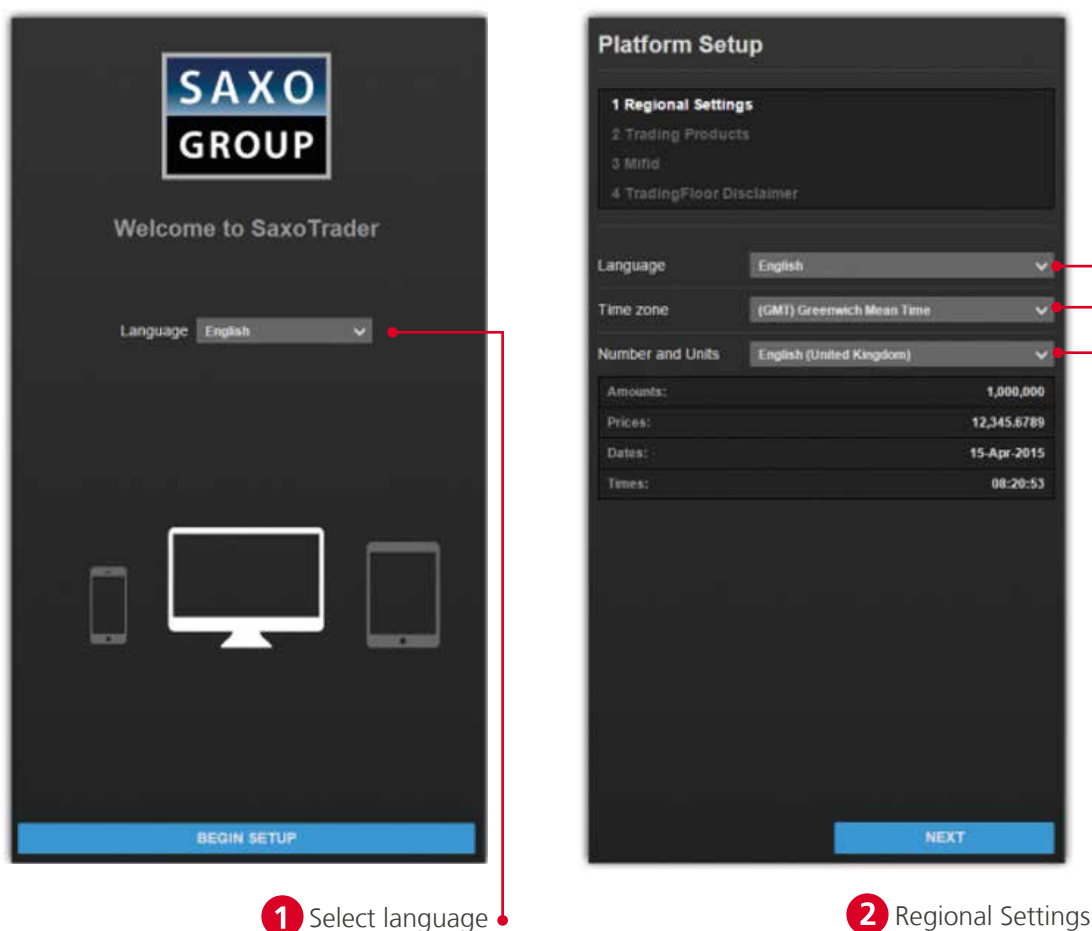
FIRST-TIME STARTUP EXPERIENCE

When you first enter the platform, you are guided through a few short set-up steps, including:

- Regional preferences, language and number formats
- Trading product and regional preferences – used to build watchlists of the most popular instruments for your selected region to get you started

Note: products not selected will be hidden to simplify the platform. You can enable these trading products under Trading Products from the Platform menu.

- MifiD questions for the products you enabled on the platform

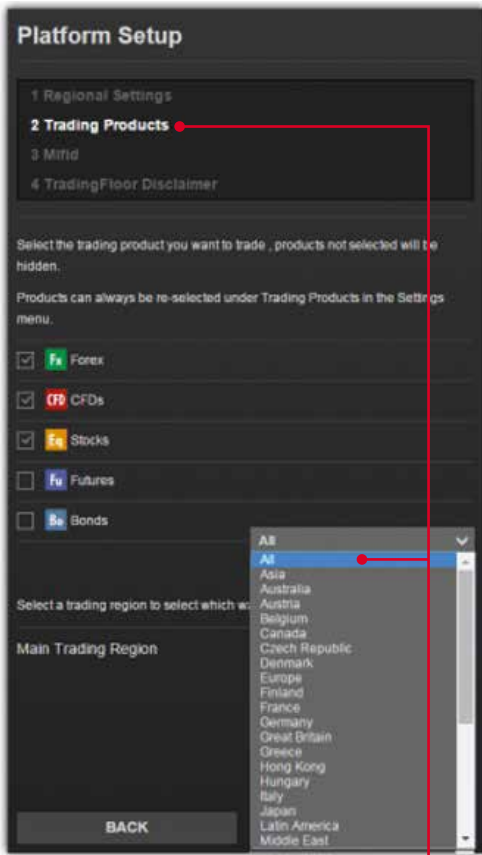


These settings can later be changed under Platform Settings available from the Platform menu .

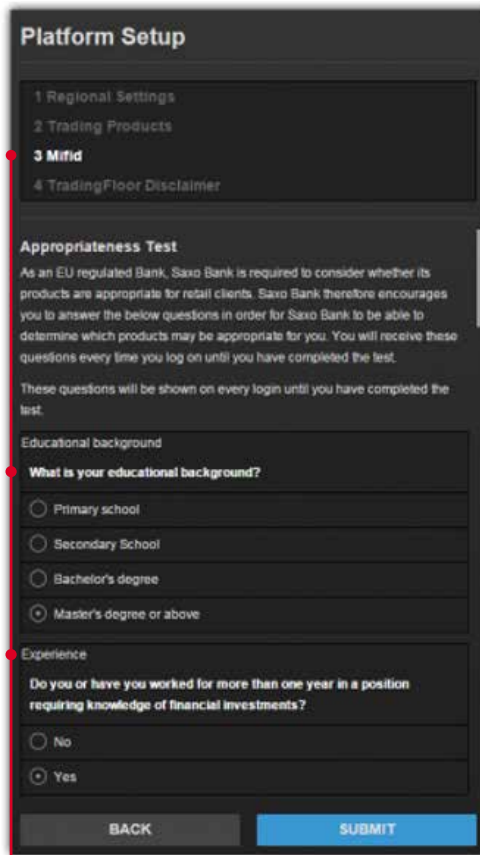


A QUICK INTRODUCTION TO USING THE SAXOTRADERGO PLATFORM TO TRADE STOCKS.

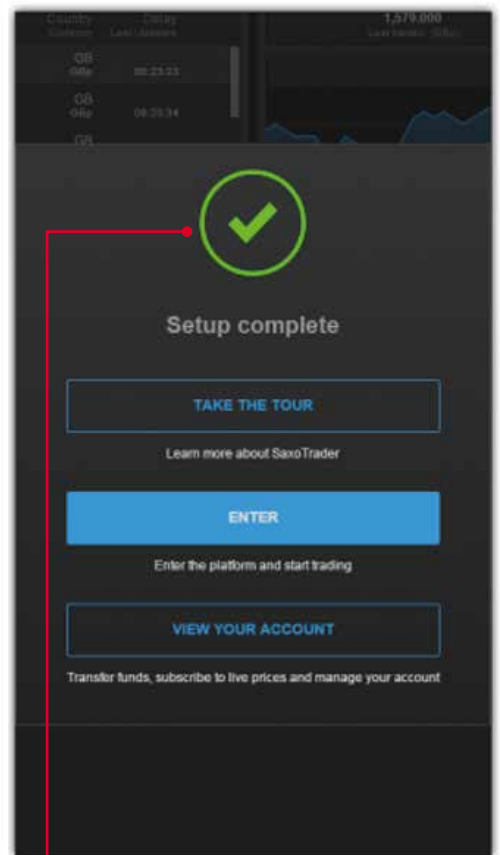
FIRST-TIME STARTUP EXPERIENCE




3 Trading products and trading region



4 MiFid test*



5 Setup complete

These settings can later be changed under Platform Settings available from the Platform menu .

* This step is available only for live account.

SAXOTRADERGO ON THE DESKTOP

Watchlist / Trade Board
For monitoring instrument prices

Account Services

Instrument Search

Position and Order Management
Where you manage your open trade positions and orders

Account Toolbar
Your account balance and margin available

Information Panel
Today's price movements, a simple chart and News for the selected instrument

Instrument	Bid	Ask	Last Traded	% Change	Day High	Day Low
Abbott Laboratories	47.54	47.55	47.55	-0.04%	47.74	47.23
Apple Inc.	125.91	125.92	125.93	-1.32%	127.56	125.83
Bank of America	16.49	16.50	16.50	0.30%	16.59	16.43
Berkshire Hathaway Inc.	221,895.0	222,000.0	222,000.0	-0.39%	223,011.5	221,855.7
Chevron Corp.	107.74	107.75	107.76	-0.02%	108.69	107.50
Cisco Systems Inc.	29.58	29.59	29.59	1.23%	29.79	29.49
GlaxoSmithKline Plc	53.94	53.95	53.95	-0.13%	54.15	53.80
Coca-Cola Co.	41.35	41.36	41.35	0.00%	41.38	40.80
ConocoPhillips	65.79	65.81	65.80	-7.04%	67.70	65.67
General Electric	37.08	37.09	37.09	-1.00%	37.30	37.00

Instrument	#	Status	UIS	Amount	Open	Close	Stop	Limit	PL	PL (PLN)	% Price	Exposure
Amazon.com Inc.	300	Open	Long	368.00	433.48	19,627 USD			67,131	17.81	130,059 USD	
Apple Inc.	400	Open	Long	109.00	125.84	6,741 USD			22,888	15.53	50,372 USD	
Arm Holdings	70	Open	Long	1,180.00	1,140.00	-48 GBP			-274	-3.39	798 GBP	
GlaxoSmithKline Plc	100	Open	Long	1,395.00	1,470.00	81 GBP			240	8.02	1,470 GBP	
Intel Corp.	300	Open	Long	31.00	32.50	417 USD			1,168	4.81	9,747 USD	
Lyxor ETF Ftse 100	400	Open	Long	812.00	855.40	158 GBP			880	5.34	3,422 GBP	

SEARCHING FOR NEW INSTRUMENTS

The header in the SaxoTraderGO platform offers quick access to Search in order to find instruments quickly.

Click the product icon on a result to trade, add the watchlist, open in the chart or add a price alert.

Click the product icon on a search result to open a menu of actions

Search results for 'Apple':

- Apple Inc. AAPL:xnas
 - TRADE
 - ADD PRICE ALERT
- Apple Inc. APC:xetr
- Golden Apple Oil & Gas Inc.- NOCT GAPJ:xnas



A QUICK INTRODUCTION TO USING THE SAXOTRADERGO PLATFORM TO TRADE STOCKS.

THE WATCHLIST

The watchlist is where you monitor instruments you are interested in.

Watchlist Selector

The Watchlist Selector allows you to access your own watchlists and access pre-defined watchlists for instruments you enabled on your platform during startup.

Watchlist Selector
Quickly select customised or standard watchlists

Edit watchlist
add new instruments and customise the current watchlist

My Watchlists
Your own customised watchlist

New watchlist
Create a new (empty) watchlist

Standard Watchlist
Select pre-defined watchlists for an exchange or region

The screenshot shows the 'Watchlists' screen with a dropdown menu set to 'Stocks US'. An 'EDIT' button is visible in the top right. A modal window titled 'Select Watch' is open, showing 'My Watchlists' (including 'Funds - ETFs', 'Stocks US', and 'Stocks US - Large Cap'), 'Standard Watchlists' (including 'Stocks by region'), and 'Recent' watchlists. A list of 'Stocks by region' is displayed, including 'Stock Denmark 20', 'Stocks Asian', 'Stocks Australia', 'Stocks Austria', 'Stocks Belgium', 'Stocks Brazil ADR', 'Stocks European', 'Stocks Finland', 'Stocks France', 'Stocks Germany', 'Stocks Greece', 'Stocks Hong Kong', 'Stocks Italy 40', 'Stocks Japan', 'Stocks Middle East', 'Stocks Netherlands', 'Stocks Nordic', 'Stocks Norway', 'Stocks Poland', 'Stocks Portugal', 'Stocks Singapore', and 'Stocks South Africa'. Individual callout boxes point to the 'EDIT' button, the 'My Watchlists' section, the '+ New List' button, the 'Stocks by region' watchlist, and the 'Stocks by region' list itself.

THE WATCHLIST

The watchlist is where you monitor instruments you are interested in.

Custom Watchlists

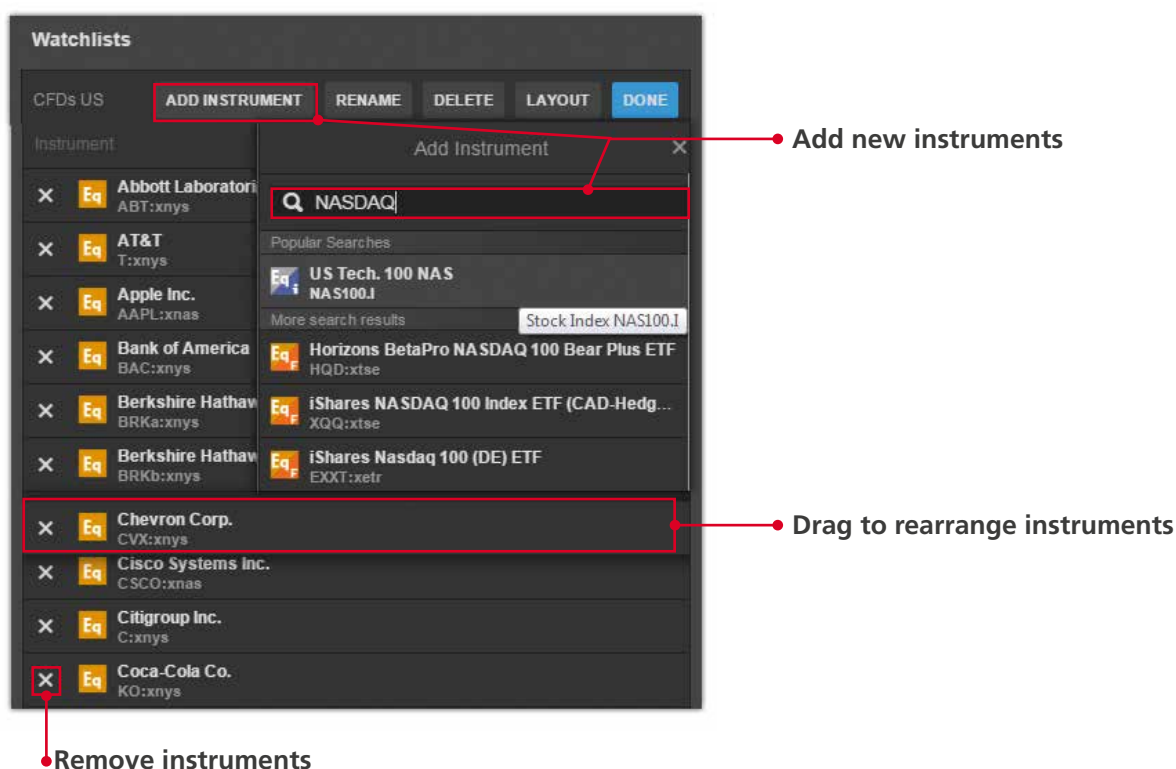
You can make a copy of a pre-defined watchlist then edit it and select **Copy to My Watchlists**.

You can also start with an empty list by selecting **New List** from the Watchlist Selector.

Editing a Watchlist

Select Edit to start editing a watchlist.

Add new instruments by clicking the **ADD INSTRUMENT** button and searching for instruments:



The screenshot displays the 'Watchlists' interface. At the top, there are buttons for 'ADD INSTRUMENT', 'RENAME', 'DELETE', 'LAYOUT', and 'DONE'. Below these is a list of instruments, each with a close (X) icon and a search icon (Eq). The 'ADD INSTRUMENT' button is highlighted with a red box and a red arrow pointing to it, with the label 'Add new instruments'. The 'Add Instrument' dialog box is open, showing a search bar with 'NASDAQ' entered. Below the search bar are 'Popular Searches' and 'More search results'. The 'Chevron Corp.' instrument is highlighted with a red box and a red arrow pointing to it, with the label 'Drag to rearrange instruments'. The 'Coca-Cola Co.' instrument is highlighted with a red box and a red arrow pointing to its close (X) icon, with the label 'Remove instruments'.

Instrument	Symbol
Abbott Laboratori	ABT:xnys
AT&T	T:xnys
Apple Inc.	AAPL:xnas
Bank of America	BAC:xnys
Berkshire Hathaw	BRKa:xnys
Berkshire Hathaw	BRKb:xnys
Chevron Corp.	CVX:xnys
Cisco Systems Inc.	CSCO:xnas
Citigroup Inc.	C:xnys
Coca-Cola Co.	KO:xnys

Move instruments up or down in the list by dragging the row.

Delete instruments from the list by clicking the delete (X) icon.



A QUICK INTRODUCTION TO USING THE SAXOTRADERGO PLATFORM TO TRADE STOCKS.

THE WATCHLIST

The watchlist is where you monitor instruments you are interested in.

Watchlist List Mode

When in Edit, click LAYOUT to change the watchlist type and the columns:

- **Single Row List (desktop only)**

Allows you to show most instruments.

Instrument	Bid	Ask	Last Traded	Delay
Eq Abbott Laboratories	47.09	47.10	↑ 47.10	⌚ Open
Eq AT&T	33.36	33.37	33.37	⌚ Open
Eq Apple Inc.	↓ 125.71	↓ 125.72	↓ 125.72	⌚ Open
Eq Bank of America	16.47	16.48	↑ 16.48	⌚ Open

Layout > Single Row
Shows instruments on one line

- **Double Row List**

Allows more information to be displayed for instruments in a limited screen area.

Instrument	Bid Bid size	Ask Ask size	Last Traded Previous Close	% Change Net Change	Day High Day Low
Eq Abbott Laboratori... ABT:xnys	↑ 47.08 5	↑ 47.09 12	47.08 47.33	-0.53% -0.25	47.19 46.89
Eq AT&T T:xnys	↑ 33.38 102	↑ 33.39 102	↓ 33.37 33.49	-0.36% -0.12	33.49 33.03
Eq Apple Inc. AAPL:xnas	↑ 125.75 5	↑ 125.76 13	↑ 125.75 126.32	-0.45% -0.57	126.02 124.82

Layout > Double Row
Shows instruments on two lines

THE WATCHLIST

The watchlist is where you monitor instruments you are interested in.

Selecting Columns

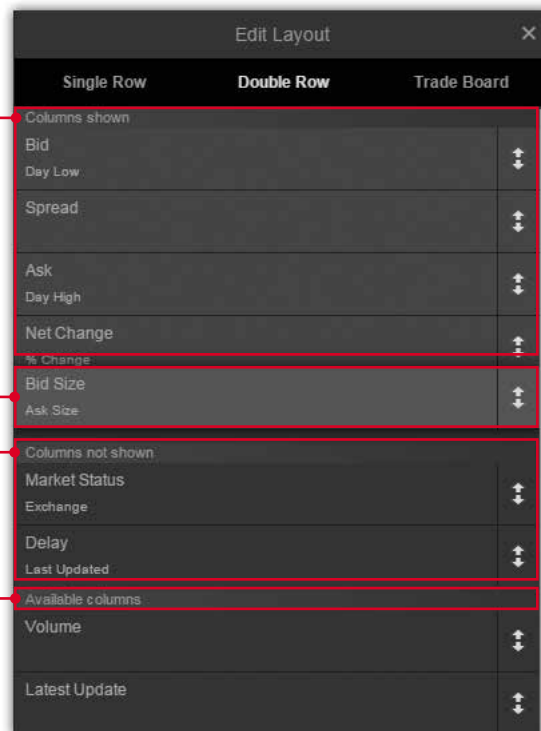
When in Edit, click LAYOUT to change the columns shown in the watchlist:

Columns Shown
highlighted columns will be shown in you Watchlist

Columns not shown
columns that cannot be shown in the available width.

To add columns
Drag into Columns from Columns available into Columns shown

To remove columns
Drag columns from Columns shown into Available columns

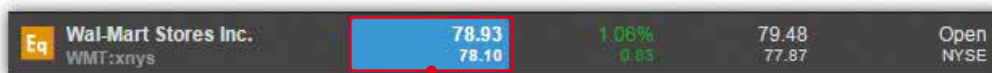


The Columns Shown area depicts the columns currently included in the watchlist. The highlighted columns are the columns currently visible in the width the watchlist has available. To add a column to the Columns Shown, drag it into the required position in the list.

PLACING TRADES AND ORDERS

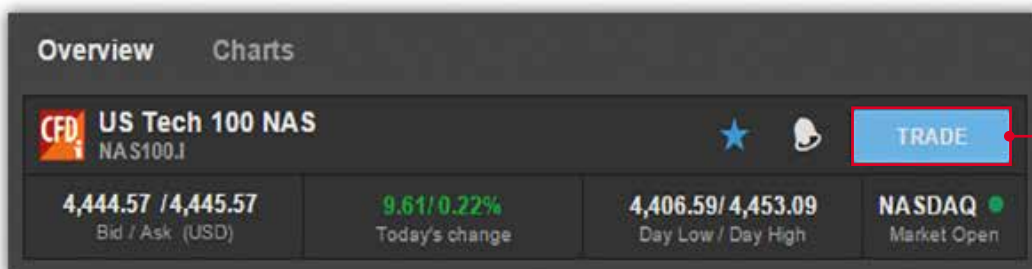
The Trade Ticket allows you to place trades and orders for a selected instrument, to add related orders to protect your trade (stop-loss orders) to profit if the trade reaches your target price.

Trade instruments from the watchlist by clicking the button on the price field.



Trade from your watchlist
Click the price buttons.

You can also open the Trade Ticket by searching and selecting instruments to open in the Overview and clicking the Trade button in the header bar.



Trade selected instrument from Overview panel
Select an instrument from: Search, Watchlist, Positions or Orders and click Trade.



A QUICK INTRODUCTION TO USING THE SAXOTRADERGO PLATFORM TO TRADE STOCKS.

PLACING TRADES AND ORDERS

Placing a Stock Trade Order

To place a stock trade order, select the order type from the Trade/Order selector.

Instrument price
Shows the current and today's high/low price

Order type
Select order type from Trade/Order drop-down

Add Stop Loss / Take Profit
Click link to add a Stop Loss and/or a Take Profit order to your trade order

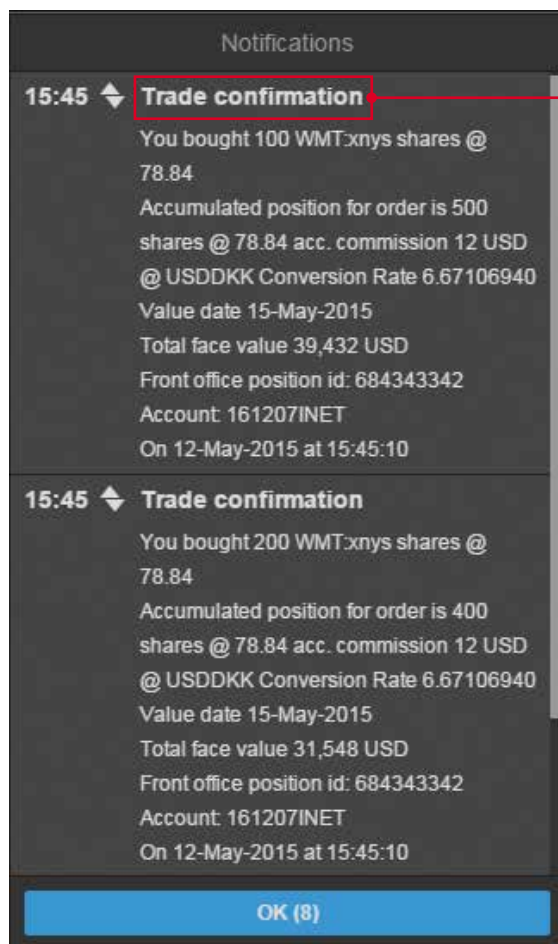
Add Limit order
Select Limit to add a related limit Take Profit order to your trade

Add Stop order
Select a Stop type to add a related limit Stop Loss

PLACING TRADES AND ORDERS

Trade and order confirmations

All trades and orders will be confirmed quickly after being placed.



• **Trades / Order confirmed**
You will receive fast confirmation on all trades and orders placed



A QUICK INTRODUCTION TO USING THE SAXOTRADERGO PLATFORM TO TRADE STOCKS.

MANAGING TRADE POSITIONS

The Position Management pane allows you to keep your open positions in focus and manage your trades.

Open trade positions
Manage your open trade positions

Close Position
You can do this in the Close column

Real-time profit or loss

Instrument	#	Status	L/S	Amount	Open	Close	Stop	Limit	P/L	P/L (PLN)	% Price
Amazon.com Inc.	300	Open	Long	368.00	430.94	ADD	ADD	18,850 USD	81,345	17.10	
Apple Inc.	400	Open	Long	109.00	125.86	ADD	ADD	6,713 USD	21,632	15.47	
Arm Holdings	70	Open	Long	1,180.00	1,127.00	ADD	ADD	-57 GBP	-307	-4.49	
GlaxoSmithKline Plc	100	Open	Long	1,395.0	1,450.0	ADD	ADD	32 GBP	210	3.94	
Lyxor ETF Ftse 100	400	Open	Long	812.00	843.60	ADD	ADD	110 GBP	692	3.89	
Rolls Royce Group Plc	50	Open	Long	980.00	1,008.00	ADD	ADD	-4 GBP	-15	2.86	

Manage Stop and Limits
Add, remove or edit stop or limits on positions

Full position details

MANAGING OPEN ORDERS

The Order Management pane allows you to monitor and manage your open trade orders.

Open trade orders
Manage your open trade orders

Edit open order
Click the Edit button to change orders before execution

Full Order details

Instrument	Type	Buy/Sell	Amount	Price	Current	Stop	Limit	Duration	Created	EDIT	CANCEL
Apple Inc.	Stop	Sell	300	120.00	125.86			G.T.C.	13 May 13:28:04	EDIT	CANCEL
BHP Billiton Plc	Limit	Buy	300	1,560.0	1,567.5			Day Order	13 May 13:32:50	EDIT	CANCEL
General Electric	Limit	Buy	250	26.00	27.04			Day Order	13 May 13:30:17	EDIT	CANCEL
Intel Corp.	Limit	Buy	300	31.50	32.26		36.00	G.T.C.	13 May 13:27:25	EDIT	CANCEL
Rolls Royce Group Plc	Limit	Buy	200	1,000.00	1,006.00	980.00	1,200.00	Day Order	13 May 13:30:55	EDIT	CANCEL
Sony Corp.	Market	Buy	300	-	3,884.00			Day Order	13 May 13:31:40	EDIT	CANCEL
Vodafone Group Plc	Stop	Buy	100	238.50	235.90	235.50	248.50	Day Order	13 May 13:29:56	EDIT	CANCEL

Cancel order
Cancel orders before execution

ACCOUNT TOOLBAR

The Account Toolbar shows you your Account Balance available for making new cash trades, your total Account Value and the Margin available for opening new Margin positions.

Account value

Balance	4,999,963.72
Non-margin positions	0.00
Unrealised margin P/L	3,604.97
Cost to close	-78.41
Transactions not booked	-32.17
Total	5,003,458.11

Margin available

Account value	5,003,171.26
Other collateral	0.00
Not available as margin collateral	0.00
Used for margin requirements	-115,110.34
Net exposure	5,646,504.70
Exposure coverage	88.61%
Margin available	4,888,060.92

53458INET USD Balance: 4,999,963.72 Account value: 5,003,171.26 Margin available: 4,888,060.92 Margin utilisation: 2.3%

MARKET OVERVIEW

The Market Overview panel gives an overview of price information, charts and news for instruments selected from the:

- Search field
- Watchlist
- Positions list
- Orders list

The Market Overview shows:

- the price action, including Last Traded, Bid / Ask, Today's Low and High the Market Status and the Bid and Ask size (for stocks)
- a chart of the price for the selected time range from 1 day to 5 years
- any news stories
- a Company Snapshot giving fundamentals the company fundamentals (for stocks)

The screenshot shows the Market Overview panel for Apple Inc. (AAPL:XTAS). The panel includes a search field, a watchlist, a positions list, and an orders list. The main area displays price information, a price bar, a chart, company fundamentals, and news.

Callouts point to the following features:

- Add Price Alert**: A bell icon in the top right corner.
- Open Trade Ticket**: A blue 'TRADE' button in the top right corner.
- Price bar**: A table showing bid and ask prices and sizes.
- Chart range selection**: A 'Time Range' selector with options: 1D, 1W, 1M, 3M, 6M, 1Y, 3Y, 5Y, YTD.
- Overview Chart**: A line chart showing price action over time.
- Company fundamentals (stocks)**: A section displaying key metrics like Consensus, Target, Dividend, P/E, P/B, 52w high, and 52w low.
- Company news**: A section displaying recent news stories.

Size	Bid	Ask	Size
0	125.86	125.87	0

Consensus	Target	P/E	52w high
Buy	146.20	14.09	133.00
	Dividend	P/B	52w low
	1.59%	5.47	83.65

News:

- 13 May 21:00 The world's largest smartphone market doesn't have much room left to grow.
- 03:01 DJ Correction to China's Smartphone Market Slows Down Story Sunday
- 11 May 10:00 TF How to make it big in China
- 05:13 Amerikanske firmaer har skyhøje opsparinger uden for USA - avis
- 03:52 Mandagens internationale avisuddrag med Grækenland, USA, Apple



A QUICK INTRODUCTION TO USING THE SAXOTRADERGO PLATFORM TO TRADE STOCKS.

CHARTS

The Chart allows you to have up to 4 charts for the selected instrument with different chart types, time periods and studies.

Full screen/restore (points to RESTORE button)

Add/remove charts (points to ADD / REMOVE CHARTS button)

Link/unlink to watchlist (points to link icon)

Select time period (points to 1m time period selector)

Chart type: Candelstick, Line... (points to chart type selector)

Technical studies (points to technical studies icon)

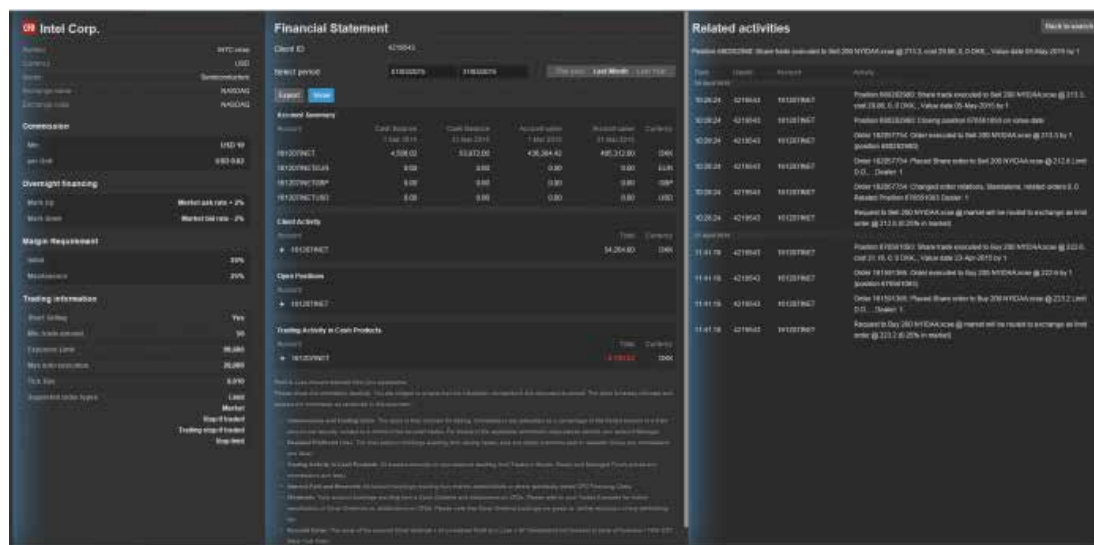
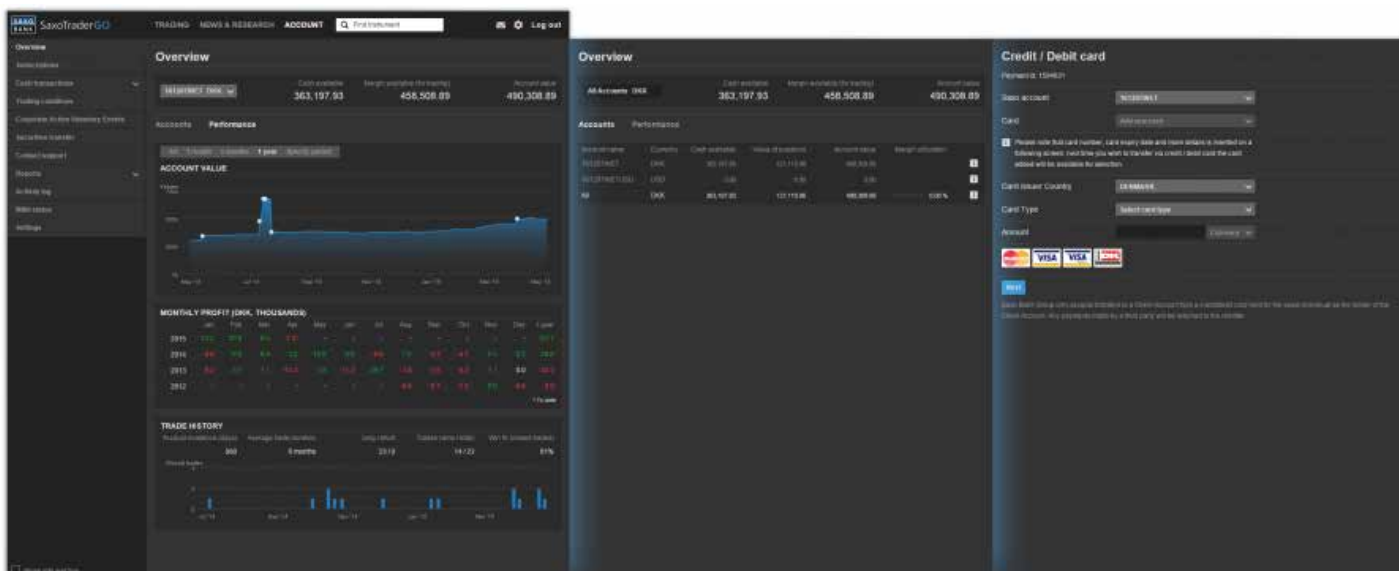
Drawing tools (points to drawing tools icon)

Trade in Chart (points to TRADE button)

ACCOUNT SERVICES

Account services are from the Account tab at the top of the platform and include:

- Account overview
- Account performance*
- Cash management – transferring funds to and from your account*
- Subscriptions management – managing subscriptions to live exchange prices, news services and Equity Research*
- Instrument trading conditions
- Reports – statements, trades executed, dividend payments, etc.*
- Activity Log

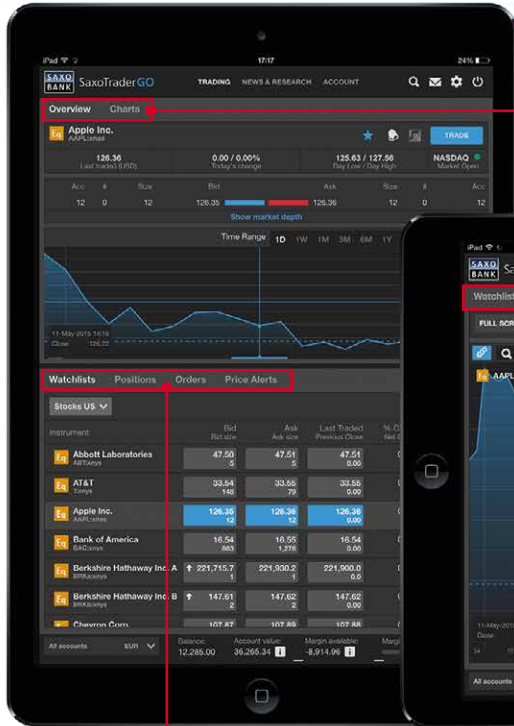


* Feature available only for live account.



A QUICK INTRODUCTION TO USING THE SAXOTRADERGO PLATFORM TO TRADE STOCKS.

SaxoTraderGO On Tablets



Portrait
Shows Overview and Charts

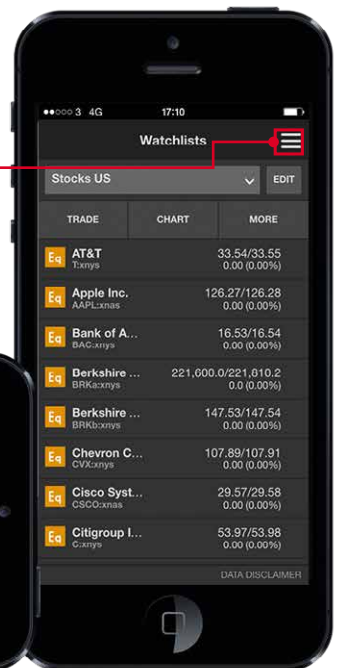


Landscape
Show all modules

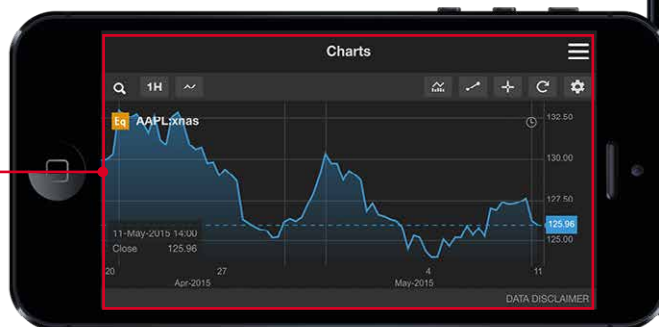
Portrait
Watchlists, Positions, Orders and Price Alerts

SaxoTraderGO On Smartphones

All modules are accessed from the menu



Menu
Modules are accessible through the menu



Landscape
Offers a better orientation of the Chart

STOCK ORDER TYPES

Market order	Orders to buy or sell a specified instrument as soon as possible at the price obtainable in the market.
Limit Order	<p>Limit orders are commonly used to enter a market and to take profit at pre-defined levels.</p> <ul style="list-style-type: none"> • Limit orders to buy are placed below the current market price and are executed when the Ask price hits or breaches the price level specified. (If placed above the current market price, the order is filled instantly at the best available price below or at the limit price.) • Limit orders to sell are placed above the current market price and are executed when the Bid price breaches the price level specified. (If placed below the current market price, the order is filled instantly at the best available price above or at the limit price.) <p>When a limit order is triggered, it is filled as soon as possible at the price obtainable on the market. Note that the price at which your order is filled may differ from the price you set for the order if the opening price of the market is better than your limit price.</p>
Stop Limit Order	A Stop Limit order will be executed at a specified price (or better) after your specified Stop Price has been reached. Once the Stop Price is reached, the Stop Limit order becomes a Limit order to buy (or sell) at the Limit Price or better. A sleeping order, which will convert into a limit order with a separately defined limit, once the order price has been reached.
Trailing Stop Order	<p>A Trailing Stop Order is a stop order that has a trigger price that changes.</p> <p>As the market rises (for long positions) the stop price rises according to the proportion set by the user, but if the price falls, the stop price remains unchanged. This type of stop order helps an investor to set a limit on the maximum possible loss without limiting the possible gain on a position. It also reduces the need to constantly monitor the market prices of open positions.</p> <p>A sleeping order, where the order price is set at an initial level and a firm distance to the share or CFD. This allows the order price to move along with market movements opposite to the order direction, and which will convert into a market order once the order price has been reached.</p>
Related (Contingent) Orders	Several types of related orders are available. An If Done order consists of two orders: A primary order that will be executed as soon as market conditions allow it, and a secondary order that will be activated only if the first one is executed. An One Cancels the Other (O.C.O.) order consists of two orders. If either of the orders is executed, the related order is automatically cancelled. Three-way contingent orders are where two orders are placed if a primary (If Done) order is executed. These orders are themselves related as O.C.O.

TRY FREE
DEMO

OPEN LIVE
ACCOUNT

Eq

A QUICK INTRODUCTION TO USING THE SAXOTRADERGO PLATFORM TO TRADE STOCKS.

ADDITIONAL INFORMATION



LEARN MORE
ABOUT STOCKS



STOCK
SCREENER



STOCK
PRICES



STOCK TRADING
CONDITIONS



GENERAL
EDUCATION



PROTECTION OF
CLIENT FUNDS

Read more about Stocks on [TradingFloor.com](https://www.tradingfloor.com)

SAXO
GROUP

TradingFloor.com

GENERAL DISCLAIMER:

None of the information contained herein constitutes an offer (or solicitation of an offer) to buy or sell any currency, product or financial instrument, to make any investment, or to participate in any particular trading strategy. This material is produced by Saxo Bank (Switzerland) Ltd. for marketing and/or informational purposes only. Saxo Bank (Switzerland) Ltd. and its affiliates whether acting directly or through branch offices ("Saxo Bank") make no representation or warranty, and assume no liability, for the accuracy or completeness of the information provided herein. In providing this material Saxo Bank has not taken into account any particular recipient's investment objectives, special investment goals, financial situation, and specific needs and demands and nothing herein is intended as a recommendation for any recipient to invest or divest in a particular manner and Saxo Bank assumes no liability for any recipient sustaining a loss from trading in accordance with a perceived recommendation. All investments entail a risk and may result in both profits and losses. In particular investments in leveraged products, such as but not limited to foreign exchange, derivatives and commodities can be very speculative and profits and losses may fluctuate both violently and rapidly. Speculative trading is not suitable for all investors and all recipients should carefully consider their financial situation and consult financial advisor(s) in order to understand the risks involved and ensure the suitability of their situation prior to making any investment, divestment or entering into any transaction. Any mentioning herein, if any, of any risk may not be, and should not be considered to be, neither a comprehensive disclosure of risks nor a comprehensive description of such risks. Any expression of opinion may be personal to the author and may not reflect the opinion of Saxo Bank and all expressions of opinion are subject to change without notice (neither prior nor subsequent). This disclaimer shall be governed by and construed in accordance with Swiss law and is subject to Saxo Bank's Full Disclaimer available at <http://ch.saxobank.com/support/legal-documentation/>.

ARE YOU LOOKING FOR MORE PRODUCTS?

Speed. Execution. Range of instruments.

Fx Forex
180+ crosses

Eq Stocks
19,000+ Instruments

Fx₀ FX Options
45 crosses

Eq₀ Stock Options
200 Options

CFD CFDs
9,000+ contracts

Eq_F ETFs/ETCs
2,500+ Instruments

Fu Futures
200 contracts

C₀ Contract Options
70 contracts

Bo Bonds
6,000+ instruments

Try a free demo account at
ch.saxobank.com

Contact Information:
Phone: +41 58 317 95 10

