

# Jesus Chooses Twelve

## Lesson Objectives

- The children will state that the twelve apostles followed Jesus.
- The children will sing a song about Jesus choosing them.
- The children will answer, "Jesus," when asked, "Whose team do you want to be on?"

## Bible Story Text

Mark 3:13-19

## Bible Truth

Jesus said, "Follow me."  
(Mark 1:17)

## Lesson Plan

Greeting and Registration

Preclass Activity: Preclass Centers

Welcome and Singing


Centers:

Bible Story: Twelve Apostles

Life Application: A Dozen Disciples

Craft: Jesus' Team

NOTE: Be sure to allow sufficient time for a snack.



# Jesus Chooses Twelve

## Preclass Centers

As the children arrive, guide them to a preclass center. Have no more than six children at each center.

### Materials

Use the materials previously selected for this unit's preclass centers.

### Preparation


1. Be sure to check the condition of the materials selected for this unit's preclass centers prior to set up. Replace any broken toys, or puzzles with missing pieces as necessary.
2. Set up the centers before the children come into the classroom.
3. Assign a teacher to each center and have the teachers stay in those centers until the singing begins.

### Instructions

Guide the play in each center reinforcing the unit theme.

### Teacher Tips

- **IMPORTANT:** Do not allow any small toys in the classroom. First check all toys for size. You can obtain a "safety cylinder" from a pediatrician. Any object that can fit into the cylinder is too small and could cause a child to choke.
- Be involved in the group play and offer guidance as needed.
- Wear comfortable clothes suitable for sitting on the floor.
- Smile! Be childlike in heart and alert in mind.



# Jesus Chooses Twelve

## Twelve Apostles

The children will learn about the twelve apostles that Jesus chose as his team.

### Bible Story Text

Mark 3:13-19

### Materials

*For the teacher:*

- Bible
- 12 craft sticks
- markers and crayons
- scissors
- glue stick or tape
- clear contact paper or laminate

*Reproducible Pages:*

- Page A, 1 copy for the teacher

### Preparation

1. Color and cut out the apostles from the copy of Reproducible Page A.
2. Cover each apostle with clear contact paper or laminate.
3. Glue or tape each apostle to a craft stick as a puppet.
4. Learn the "Twelve Apostles Song" and "Jesus' Team Song" from the Unit 19 Song Sheet.

### Apostles

Give each child an apostle puppet to hold. *These are special friends who are in our Bible Story today!* Open the Bible. *The Bible says Jesus chose twelve special friends as his team. He called them apostles. Can you say apostles?*

*The apostles were Jesus' special team. The Bible says that Jesus needed some helpers. So he asked some of his friends if they would help him. He called them his apostles. They would be his special team!*

*Let's count, and see how many apostles Jesus called to help him. Touch each puppet and count from one to twelve. Do you want to know their names? Distribute the puppets to the children as you say the names of the apostles. As you say each name have the children repeat it.*

Sing the "Twelve Apostles Song" from the Unit 19 Song Sheet. As you sing, point to each apostle. After you finish the song count the apostles again. Collect the apostle puppets.

*The Bible says Jesus wants every person to become a disciple, so they can be on his team. Stand up at a small distance from the children. Call each child by name to stand next to you: Jesus wants \_\_\_\_\_ (child's name) to be on his team. Do you want to be on Jesus' team? Yes, come up here, and give me a high five! Jesus picked you to be on his team! While standing, sing "Jesus' Team Song" from the Unit 19 Song Sheet.*

NOTE: Save the apostle puppets for the Unit 19 Lesson 4, Bible Story.

### Conclusion












Have the children sit down and answer the following questions to review the story:

- Who picked the twelve apostles? (Jesus)
- What were Jesus' special friends called? (apostles)
- How many apostles were there? (twelve)
- Whose team do you want to be on? (Jesus' team!)
- What did Jesus say to his friends? (Follow me.)
- Who loves Jesus? (I do!)
- Do you want to follow Jesus? (Yes!)

### Teacher Tips

- Have all the teachers dress in "teamwear."
- Decorate the center area with school pennants, pom-poms, etc.
- Make up and learn a "Kingdom Kids Team Cheer" for your class.

# Jesus Chooses Twelve



# Jesus Chooses Twelve

## A Dozen Disciples

The children will play a matching game with pictures of Jesus' first team, the twelve apostles.

### Bible Truth

Jesus said, "Follow me."  
(Mark 1:17)

### Materials

*For the teacher:*

- Bible
- 1 empty egg carton
- twelve large plastic eggs; 2 of each color
- markers or crayons
- 1 piece of white paper
- scissors
- clear contact paper or laminate
- a bag to hold the eggs

*Reproducible Pages:*

- Page A, 2 copies for the teacher

### Preparation

1. Color and cut out the apostles from the copies of Reproducible Page A. NOTE: Color them so that the pairs are identical.
2. Glue one of each apostle into a cup in the egg carton. See Figure A. NOTE: You should have one of each apostle left over.
3. Cover the remaining set of apostles with clear contact paper.
4. Put one of each laminated apostle into an egg.
5. Place the eggs randomly into the carton on top of the other apostle pictures.
6. Cut a 2" x 4" piece of white paper.
7. Write "A Dozen Apostles" on the piece of paper and tape it to the outside of the egg carton.

### Instructions

1. Open the Bible. *The Bible says that a long time ago when Jesus was here on the earth, he chose twelve special friends to be his team. He called them the twelve apostles. Let's see who they were.*

2. Show the children the egg carton and read the title to them. Open the carton. *Let's see what is inside these eggs.* Let each child take an egg and open it. Read the name of the apostle that each child chooses.
  3. Have the children keep the apostle and put the egg back together and place them in the bag.
  4. Sing the "Twelve Apostles Song" from the Unit 19 Song Sheet, pointing to each apostle as you sing.
  5. Hold up the egg carton and allow each child to find the picture that matches the one they are holding. (Some younger children will need help.) When the match is found have the children place their apostle in with its match. Say the name of each apostle as they make the matches.
  6. Give each child an egg of a different color. As you hand each child an egg, have the child say the name of the color of the egg (help as needed).
  7. Let each child reach into the bag and pull out an egg. If the color does not match the one in their hand let them try again.
  8. Continue until all the children are holding matching eggs. Let each child put their two eggs into the carton, saying the name of the color of their eggs. Help as needed.
  9. After all of the eggs are in the carton, count from one to twelve, touching each egg, as you count it.
- NOTE: Save the egg carton, eggs and the apostle pictures for the Unit 19 Lesson 4, Life Application.

### Bible Truth Activity

Open the Bible. *The Bible says, "Jesus said, 'Follow me.'" Let's all say that together: "Jesus said, 'Follow me.'"*

*How many friends did Jesus choose as his special team? He chose twelve! Twelve apostles! What did Jesus say to them? He said, "Follow me."*

### Conclusion

*Let's talk to God. Dear God, thank you for the twelve special friends Jesus chose for his team. We love Jesus, and we want to grow up and follow him, and be on his team! In Jesus' name we pray. Amen.*

*Who are you going to tell about Bible class today? What are you going to tell them?*

# Jesus Chooses Twelve

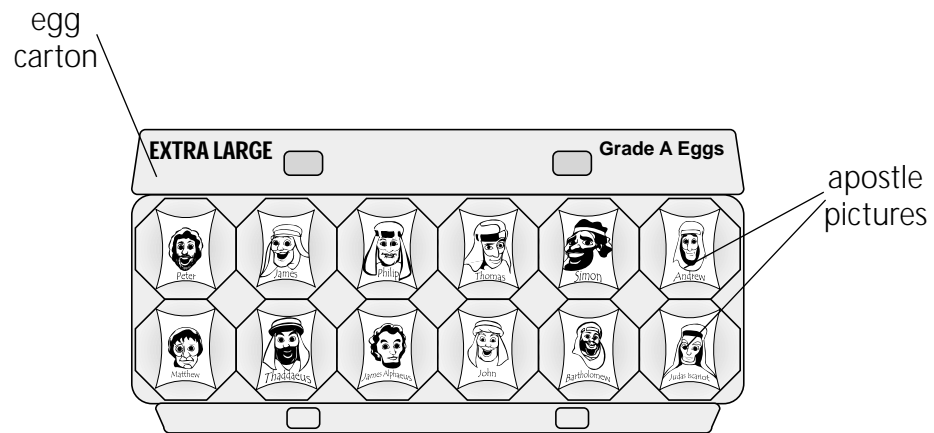


Figure A

# Jesus Chooses Twelve

## Jesus' Team

The children will learn that Jesus had twelve friends on his special team.

### Materials

*For each child:*

- 1 piece of bright-colored construction paper
- 1 piece of fluorescent paper
- glue stick
- crayons
- envelope

*For the teacher:*

- scissors
- glue
- marker
- metallic pen (optional)

*Reproducible Pages:*

- Page A, 1 copy for each child
- Page B, 1 copy for each child

### Preparation

1. Cut out the figures from the copies of Reproducible Page A and B.
2. Place a set of apostles and a Jesus figure in an envelope for each child.
3. Cut out one frame stencil from a copy of Reproducible Page B.
4. Trace and cut out twelve frames for each child from fluorescent paper.
5. Glue the frames onto the construction paper, six on the left side and six on the right side, reserving the center 4" of the paper for the Jesus figure. See Figure A.
6. Write "Jesus chose" at the top of the paper and "his team." at the bottom of the paper.
7. Make a model of the craft following the instructions.

### Instructions


1. Show the children the model of the craft. *Jesus chose twelve friends to be on his team. Let's count them.* Touch each one as you count one to twelve.
2. Give each child an envelope with Jesus and the twelve apostles in it. Have the children color Jesus and the apostles.
3. Give each child a piece of construction paper and have them glue Jesus in between the squares.
4. Have the children glue one apostle on top of each square.

### Conclusion

Point to and name the apostles with the children.

### Teacher Tips

- Use a metallic pen instead of a marker.



# Jesus Chooses Twelve

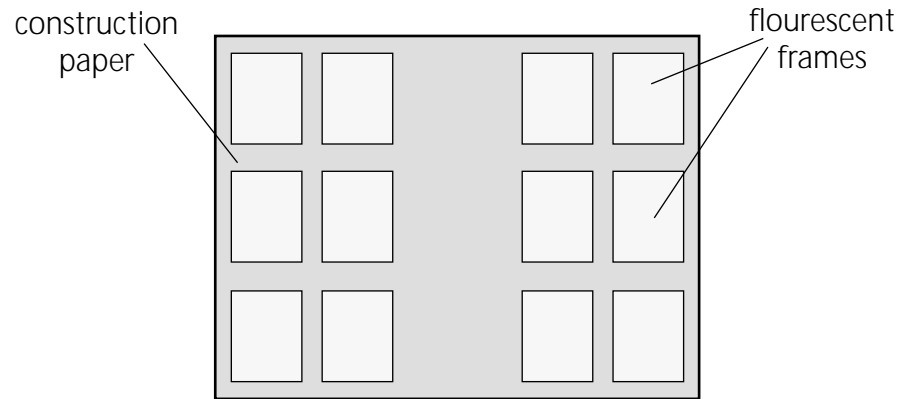



Figure A



Finished Craft



# Jesus Chooses Twelve

## Disciples of Jesus

Lesson 3

Lesson at a Glance supplement

### Lesson Objectives

- The children will state that the twelve apostles followed Jesus.
- The children will sing a song about Jesus choosing them.
- The children will answer, "Jesus," when asked, "Whose team do you want to be on?"

### Bible Story Text

Mark 3:13-19

### Bible Truth

Jesus said, "Follow me."  
(Mark 1:17)

### Lesson Plan

Greeting and Registration

Preclass Activity: Preclass Centers

Welcome and Singing

Centers:

Life Application: Following Jesus

Bible Story: Twelve Apostles

Craft: Jesus' Footprints

NOTE: Be sure to allow sufficient time for a snack.

2 and 3 Year Olds



Pre class

activity

### Preclass Centers

As the children arrive, guide them to a pre-class center. Have no more than six children at each center.

#### Materials

Use the materials previously selected for this unit's preclass centers.



### Preparation

1. Be sure to check the condition of the materials selected for this unit's preclass centers prior to set up. Replace any broken toys, or puzzles with missing pieces as necessary.
2. Set up the centers before the children come into the classroom.
3. Assign a teacher to each center and have the teachers stay in those centers until the singing begins.

### Instructions

Guide the play in each center reinforcing the unit theme.

### Teacher Tips

- **IMPORTANT:** Do not allow any small toys in the classroom. First check all toys for size. You can obtain a "safety cylinder" from a pediatrician. Any object that can fit into the cylinder is too small and could cause a child to choke.
- Be involved in the group play and offer guidance as needed.
- Wear comfortable clothes suitable for sitting on the floor.
- Smile! Be childlike in heart and alert in mind.

Life

Application

## Following Jesus

The children will play a game to reinforce the lesson that they will follow wherever Jesus leads.

### Bible Truth

Jesus said, "Follow me."  
(Mark 1:17)

### Materials

*For the teacher:*

- Bible
- scissors
- 12 pieces of poster board, 9" x 5"
- tape
- clear contact paper or laminate (optional)

*Reproducible Pages:*

- Page C, 1 copy for the teacher

### Preparation

1. Cut out the footprint stencil from the copy of Reproducible Page C.
2. Trace and cut out twelve footprints from poster board.
3. Before class arrange the footprints on the floor making a path that the children can follow.
4. Learn the songs "I Have Decided" and "Following the Leader" from the Unit 19 Song Sheet.

### Instructions

1. Open the Bible. *The Bible says that a long time ago when Jesus was here on the earth, he chose twelve special friends as his team. Who remembers what his team was called? Apostles! Jesus told them to follow him. The Bible tells us that Jesus said, "Follow me." Let's all say that together: "Jesus said, 'Follow me.'" We want to follow Jesus! We want to be on Jesus' team!*
2. *We are going to play a game where we will follow Jesus. We're going to pretend that these are Jesus' footprints. Go to the beginning of the path and show the children how to put their feet on each of the footprints and walk along the path. Sing "I Have Decided" from the Unit 19 Song Sheet as the children follow you along the path.*

3. Start over following the footprints as you sing, this time do it while jumping or hopping.
4. Let each child have a turn leading the group down the path. Help the children to choose an action to do as they go down the path. (Some ideas are: pat tummy, hands on the shoulders of the person in front of them, hands in the air, walking on tiptoe). Help the other children to follow the leader!
5. As each child takes a turn leading, sing "Following the Leader" from the Unit 19 Song Sheet.

NOTE: Save the footprints for the Unit 19 Lesson 4, Life Application.

### Bible Truth Activity

Open the Bible. *The Bible says, "Jesus said, 'Follow me.'" Let's all say that together: "Jesus said, 'Follow me.'" How many friends did Jesus choose as his special team? He chose twelve! Twelve apostles! What did Jesus say to them? He said, "Follow me."*

### Conclusion

*Let's talk to God. Dear God, thank you for the twelve special friends Jesus chose for his team. We love Jesus, and we want to grow up and be his disciples and be on his team!*

*Who are you going to tell about Bible class today? What are you going to tell them?*

### Teacher Tips

- Make copies on cardstock and laminate them instead of tracing and cutting them out from poster board.
- Use the footprints in future classes. Tape them to the floor as a path leading from one center to another to show the children the direction they will go when it is time to switch centers. They can walk on the footprints, as you play music or sing a line of a song, to tell them it is time to go to the next center.
- When making the footprints trace and cut six left footprints then turn the stencil over to make six right footprints.



## Twelve Apostles

The children will learn about the twelve apostles that Jesus chose as his team.

### Bible Story Text

Mark 3:13-19

### Materials

*For the teacher:*

- Bible
- twelve craft sticks
- markers and crayons
- scissors
- glue stick or tape
- clear contact paper or laminate

*Reproducible Pages:*

- Page A, 1 copy for the teacher

### Preparation

1. Color and cut out the apostles from the copy of Reproducible Page A.
2. Cover each apostle with clear contact paper or laminate.
3. Glue or tape each apostle to a craft stick as a puppet.
4. Learn the "Twelve Apostles Song" and "Jesus' Team Song" from the Unit 19 Song Sheet.

### Apostles

Give each child an apostle puppet to hold. *These are special friends who are in our Bible Story today!* Open the Bible. *The Bible says Jesus chose twelve special friends as his team. He called them apostles. Can you say apostles?*

*The apostles were Jesus' special team. The Bible says that Jesus needed some helpers. So he asked some of his friends if they would help him. He called them his apostles. They would be his special team!*

*Let's count, and see how many apostles Jesus called to help him. Touch each puppet and count from one to twelve. Do you want to know their names? Distribute the puppets to the children as you say the names of the apostles. As you say each name have the children repeat it.*

Sing the "Twelve Apostles Song" from the Unit 19 Song Sheet. As you sing, point to each apostle. After you finish the song count the apostles again. Collect the apostle puppets.

*The Bible says Jesus wants every person to become a disciple, so they can be on his team. Stand up at a small distance from the children. Call each child by name to stand next to you: Jesus wants \_\_\_\_\_ (child's name) to be on his team. Do you want to be on Jesus' team? Yes, come up here, and give me a high five! Jesus picked you to be on his team!*

While standing, sing "Jesus' Team Song" from the Unit 19 Song Sheet.

NOTE: Save the apostle puppets for the Unit 19 Lesson 4, Bible Story.

### Conclusion


Have the children sit down and answer the following questions to review the story:

- Who picked the twelve apostles? (Jesus)
- What were Jesus' special friends called? (apostles)
- How many apostles were there? (twelve)
- Whose team do you want to be on? (Jesus' team!)
- What did Jesus say to his friends? (Follow me.)
- Who loves Jesus? (I do!)
- Do you want to follow Jesus? (Yes!)


### Teacher Tips

- Have all the teachers dress in "teamwear."
- Decorate the center area with school pennants, pom-poms, etc.
- Make up and learn a "Kingdom Kids Team Cheer" for your class.


# Jesus Chooses Twelve




Peter



James




Philip




Thomas




Simon




Andrew



Matthew




Thaddaeus




James Alphaeus



John



Bartholomew



Judas Iscariot



C  
r  
a  
f  
t

## Jesus' Footprints

The children will learn that the disciples of today follow Jesus just as the twelve apostles followed Jesus.

### Materials

*For each child:*

- 1 large piece of brown construction paper, 18" x 24"
- glue stick
- Easter grass or shredded green paper

*For the teacher:*

- scissors
- white glue
- marker
- camera and film (see Teacher Tips)

*For the optional paint station:*

- cookie sheet or other washable flat surface
- 1" or 2" paint brush or sponge
- washable non-toxic paint in a bright color
- paper towels and baby wipes
- newspapers or plastic floor covering

*Reproducible Pages:*

- Page D, 1 copy for each child
- Page E, 1 copy for each child

### Preparation

1. Cut out the footprints from the copies of Reproducible Pages D and E.
2. Print "Following in Jesus' Footprints" at the top of the 18" side on each piece of construction paper. See Figure A.
3. Make a model of the craft following the instructions.

### Instructions

1. Show the children the model craft. *Disciples follow Jesus' footsteps every day! We try to love God and other people just like Jesus did! Let's follow in Jesus' footsteps and make our footprints right on top of Jesus' footprints!*
2. Give each child a piece of construction paper and two large feet. Have the children color the feet.
3. Have the children glue the feet on the top of the paper as shown in Figure B.
4. Give each child two small feet to color and glue on the ends of the larger feet. See Figure C.
5. Apply white glue on the sides of each paper, leaving 1" margins.
6. Give each child green shredded paper to put on top of the white glue as grass. See Figure D.

### Conclusion

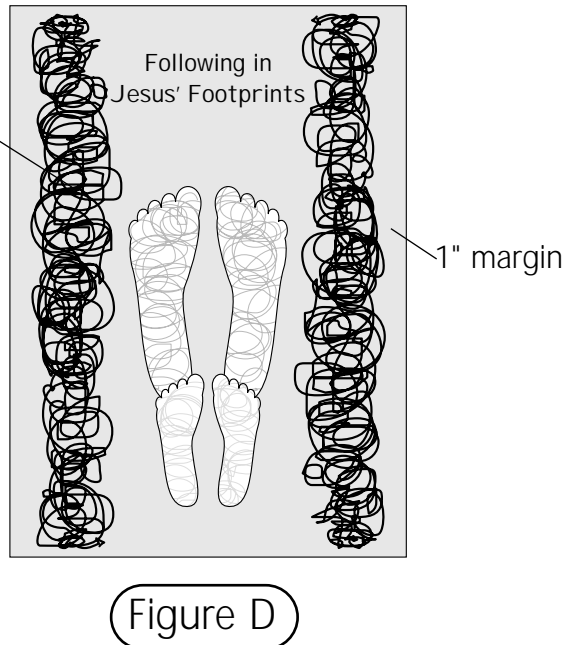
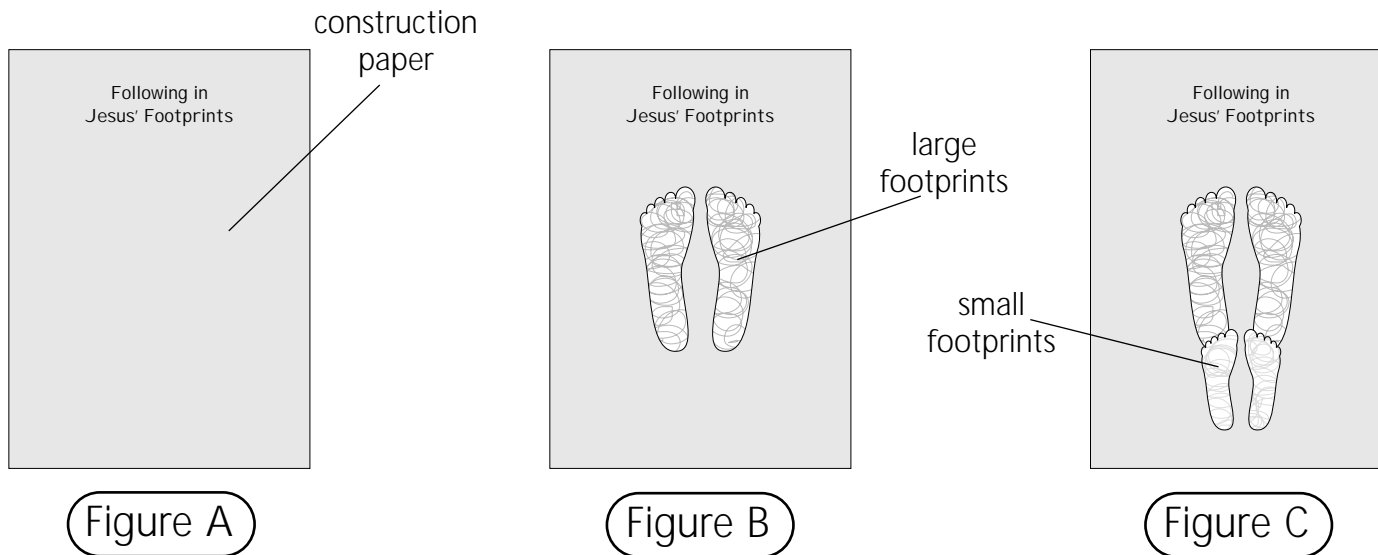
Sing "I Have Decided" and "Following the Leader" from the Unit 19 Song Sheet.

### Teacher Tips

- Set up a paint station during the Preclass Activities and have each child make their footprints. Then cut out the prints and use them for the craft instead of Reproducible Page E.
- Make prints of your feet and use them as Jesus' feet instead of Reproducible Page D.
- NOTE: Take a group picture of the class to be used in the next lesson. Have enough prints made for each child to have one. Bring them to class to use for the Unit 19 Lesson 4, Craft. Prints should be 3½" x 5" so they will fit on the craft.

# Jesus Chooses Twelve


craft






Core and Supplement/Bible Story/1 copy for the teacher  
Core/Life Application/2 copies for the teacher  
Core/Craft/1 copy for each child


Disciples of Jesus  
Lesson 3




Peter



James




Philip




Thomas




Simon




Andrew




Matthew




Thaddaeus




James Alphaeus



John



Bartholomew




Judas Iscariot






R  
e  
p  
r  
o  
d  
u  
c  
e  
d  
b  
y  
e



frame stencil



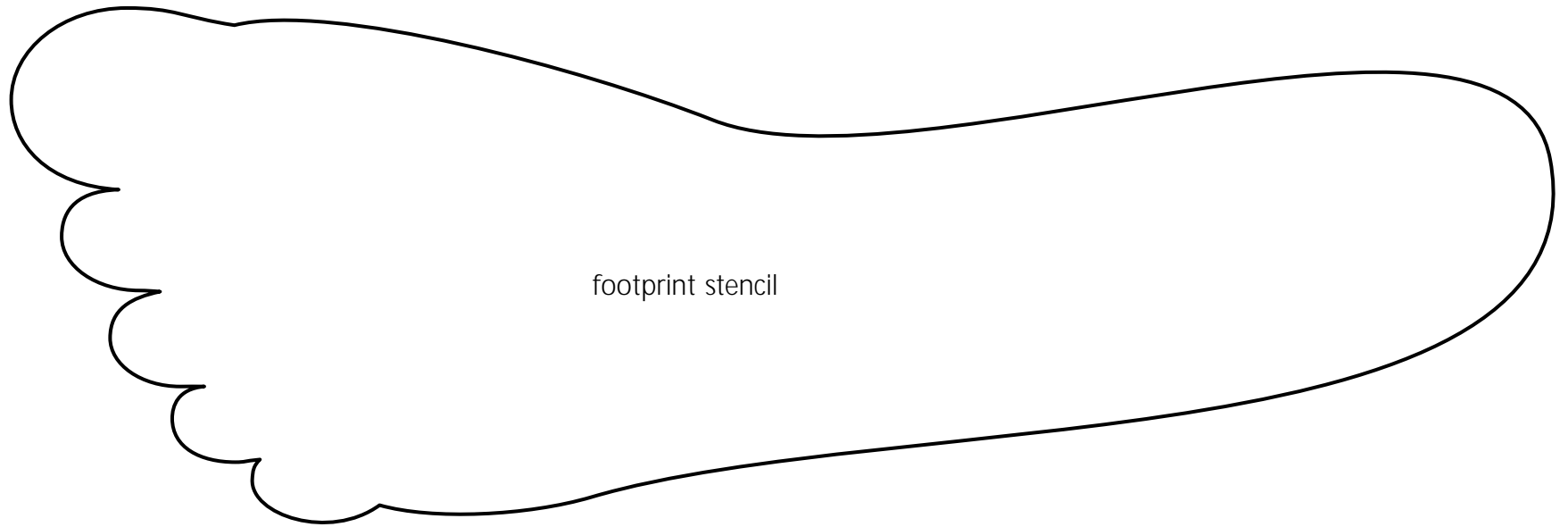
Jesus







R  
e  
p  
r  
o  
d  
u  
c  
i  
b  
l  
e

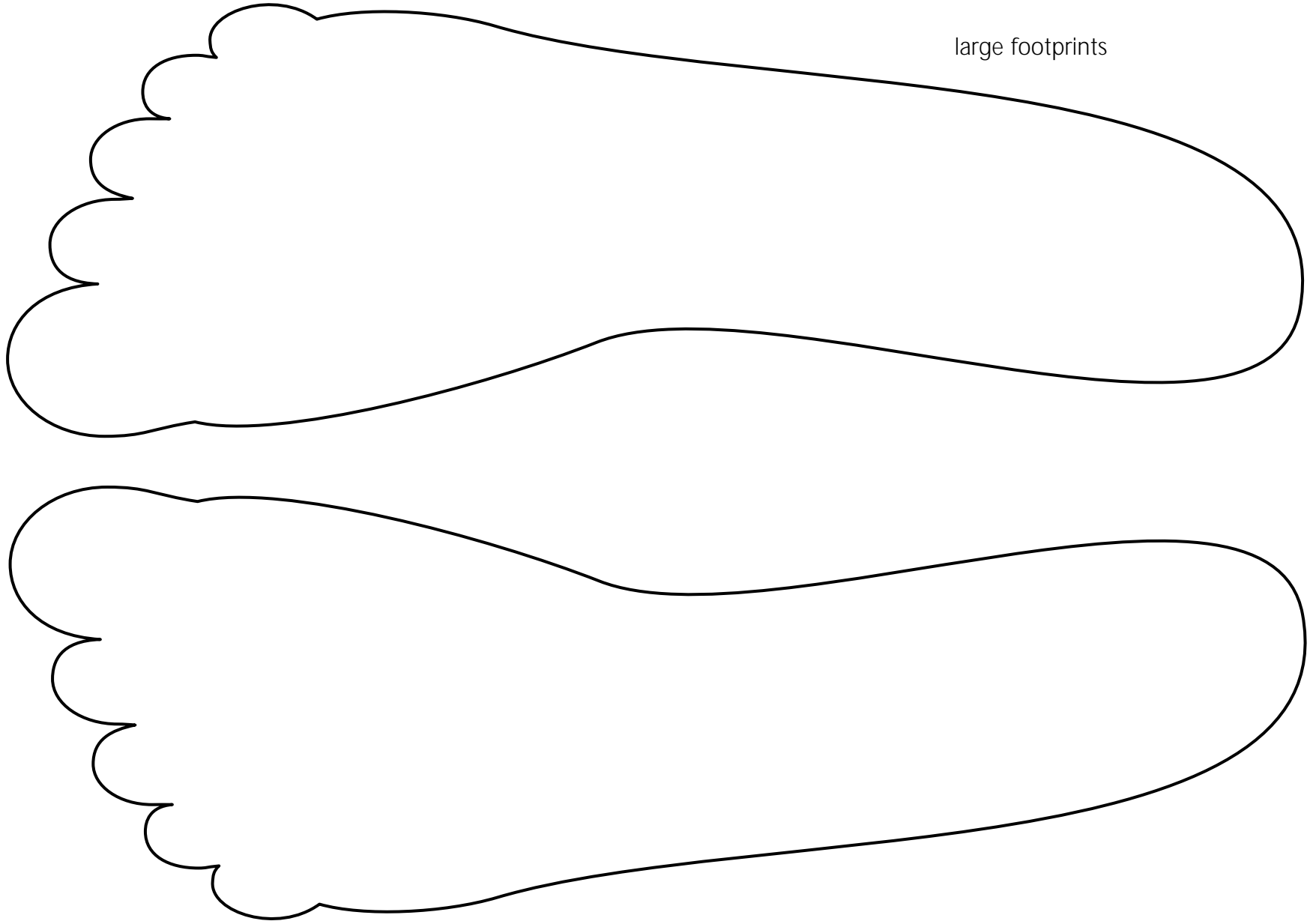


footprint stencil





R  
e  
p  
r  
o  
d  
u  
c  
i  
b  
l  
e

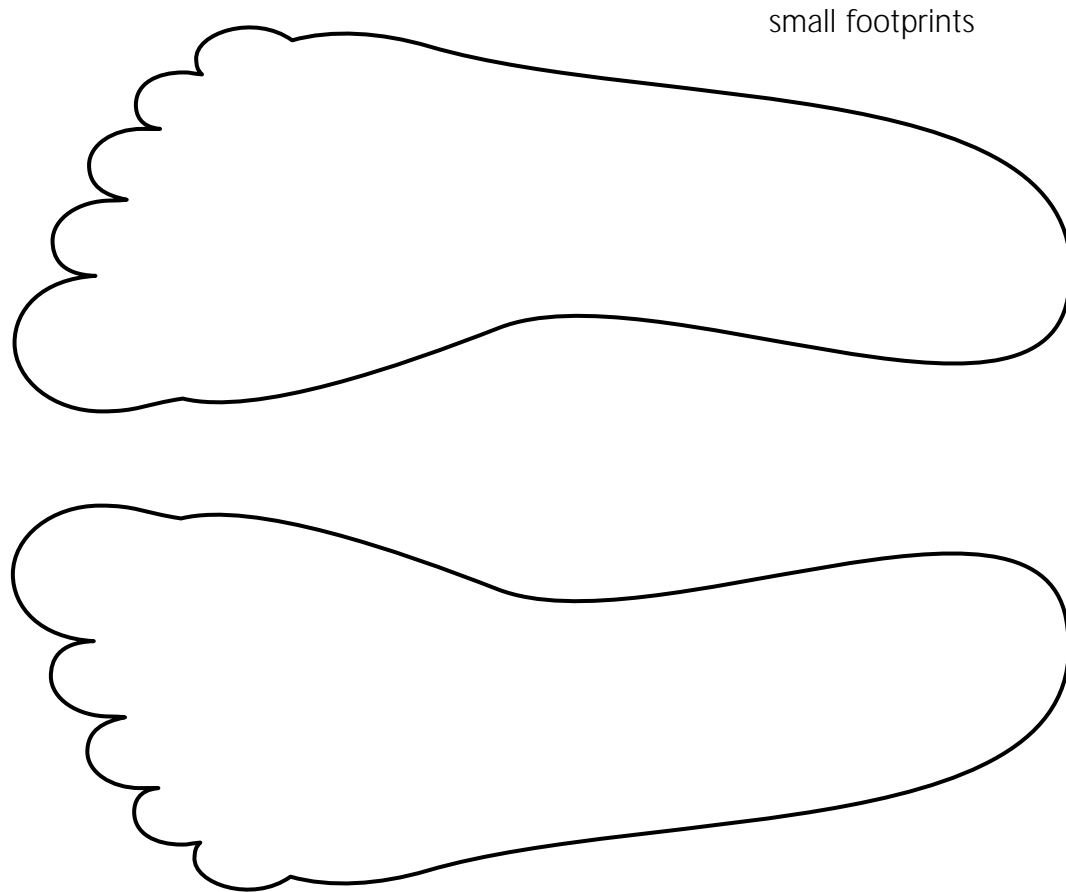


large footprints





R  
e  
p  
r  
e  
s  
e  
n  
t



small footprints

