

5

Jesus Tells Us to Share Our Faith

BIBLE BASIS

After three years of a roller-coaster adventure—seeing dead people walk out of tombs, experiencing lepers and lame guys leaping for joy, finding themselves in life-threatening situations, watching their hopes die with the man they thought was the Messiah, and staring in awe as the same man stood before them, alive—the disciples must have wondered, *What next?* Jesus had their answer. His parting words to his top 11 guys captured the heart of his mission. “You saw some cool stuff. You know me. Now let others know me, too, so they can also experience my glory.” Use this session to help kids know that Jesus’ message is for *everyone*.

Bible Focus: Matthew 28:18-20


Discovery Point: ☞ Jesus tells us to share our faith.

Worship Response: Kids will understand that we can serve God by telling others about him.


Key Verse: ☞ “Therefore, go and make disciples of all the nations” (Matthew 28:19a).


A Look at the Session

Mix and match to meet your needs. For more ideas, see “For-Extra-Time Activities” on page 56.

Session Sequence	What Kids Will Do	Supplies
Welcome! (up to 15 minutes)	Attempt to spread the gospel with only two supplies, and talk about how we can tell others about Jesus.	<i>Putting God First: Serving</i> CD or DVD, CD player or TV/DVD player, string, scissors 
Let's Explore! (up to 20 minutes)	Explore how and why we share our faith with others, and come up with a list of things to share about our faith.	<i>Hands-On-Bibles</i> , individually wrapped gum, socks, newsprint, markers, tape
Let's Praise! (up to 15 minutes)	Think about what their faith means to them as they sing praises.	<i>Putting God First: Serving</i> CD or DVD, CD player or TV/DVD player, lists from Let's Explore!
Let's Pray! (up to 10 minutes)	Make invitations to share their faith with someone they know and trust Jesus to give them courage.	Thick paper, markers

Before This Session

- ❑ Assemble Bible Exploration Kits (one for every four kids): one *Hands-On Bible*, one pair of scissors, one 4-foot length of string or yarn, one individually wrapped piece of gum per child, one pair of socks, markers, and thick paper.
- ❑ Review the “Worth the Effort” activity next to Matthew 27 in the *Hands-On Bible*.
- ❑  **CD/DVD** Cue the *Putting God First: Serving* CD (1) or DVD (1).
- ❑ Huddle briefly with volunteers before the session. Answer questions they have. Encourage them, and pray for the session, the volunteers, and the kids.



TEACHER TIP



Bible Exploration Kits are an easy way to give each group supplies. The Jabber Mat from Group Publishing is a great tool that can be used as a Bible Exploration Kit and as a space for a Bible Crew to gather. Check it out at group.com/jabbermat.



Welcome!

Supplies: assembled Bible Exploration Kits
(see page 49) | CD player or TV/DVD player



1. Play  "Into the Bible" (1) as kids arrive.
2. As kids arrive, help them form Bible Crews of four kids each, and give each crew a Bible Exploration Kit. Have them find the string and scissors in their kits. **SAY: Your job is to figure out how to use only the string and scissors to tell everyone else in this room about Jesus. You won't be able to talk to everyone else. You can't use any other supplies. You have five minutes to figure it out in your crews. Go!**
3. Encourage kids to be creative in how they use the string. For example, one crew could show how Jesus helps them break free from sin. Another group may use the string to spell words.
After five minutes, ask crews to share their messages with everyone else.
4. ASK:
 - **When is telling others about Jesus like this experience?**
 - **If it's so hard to tell others about Jesus, why did Jesus tell us to do it?****SAY:**  **JESUS TELLS US TO SHARE OUR FAITH. But we all know that it can be difficult to do that. Let's dig into our Bibles to find out why Jesus wants us to share our faith and explore some ways we can do that.**

Let's Explore!



Supplies: assembled Bible Exploration Kits (see page 49) |
newsprint | tape

1. SAY: Tell your crew about one time you told someone about Jesus.

Allow time for crews to share, and then have crews open their *Hands-On Bibles* to the “Worth the Effort” activity.

ASK:

- What was telling someone about Jesus like?

Have kids use the gum and socks in their Exploration Kits to do the “Worth the Effort” activity. Tell kids to try to unwrap the gum as fast as they can, even though they won’t be racing.

As kids finish attempting to unwrap the gum, make sure they read the rest of the activity and the verses (Matthew 28:18-20).

Then ASK:

- What’s scary about the verses you read?
- What’s encouraging about the verses you read?
- These were Jesus’ last words to his disciples. Why do you think he chose these words?

2. SAY: JESUS TELLS US TO SHARE OUR FAITH. It’s very important to Jesus that we help others know him. But it’s not always easy.

Have kids turn to a partner to answer the following question. The partner wearing the most white will answer first.


ASK:

- If someone asked, “Why are you a Christian?” what would you say?

SAY: Sharing our faith is a little like that. We’re talking about why we chose to love and follow Jesus. That’s what our faith is all about.




See page 15.



3. **SAY: Let's come up with some things we can tell others about our faith.** Have crews find the markers in their Exploration Kits, and give each crew a sheet of newsprint. Explain that each crew will come up with a list of reasons to have faith. Kids can also draw pictures to represent reasons. Encourage them to make the lists as long as they can.

Allow five minutes for crews to work. Then help crews tape their lists up around the room.

4. **SAY: Look at all these great reasons to have faith in Jesus! When  JESUS TELLS US TO SHARE OUR FAITH, he simply wants us to tell others these reasons that we love and follow Jesus so they can know Jesus, too.**

Let's Praise!

Supplies: CD player or TV/DVD player | lists from Let's Explore!



1. **SAY: We've come up with some great reasons to have faith in Jesus. These are the reasons everyone can have faith, too!**
Look at all the reasons now. Then, without telling anyone, find one of the reasons on the lists that's special to you. For example, if you're having trouble making friends, you might pick "Jesus is my friend." Give an example from the lists in your room. Pause as kids choose.
2. **SAY: We're going to sing our praises to God now. As we sing and when you feel ready, come to one of the posters and put your hand somewhere near the reason for faith you chose.**

PLAY:  CD/DVD

- "Be Thou My Vision" (3)
- "Fairest Lord Jesus" (5)
- "Go and Make Disciples" (Matthew 28:19) (6)


3. SAY: There are lots of ways to share good things about Jesus with friends. It doesn't even have to make us scared all the time.

ASK:

- **How can we make it feel less scary to share the reasons for our faith in Jesus with others?**

Let's Pray!

Supplies: assembled Bible Exploration Kits (see page 49)

1. SAY:  **JESUS TELLS US TO SHARE OUR FAITH** so that everyone can know about him. Take a moment now and think of one person you know who doesn't know Jesus. It can be a neighbor, a family member, or a friend. Pause.

Now spend a minute or two praying for that person. When you pray, thank Jesus for giving us a reason to have faith in him. Then ask him for an opportunity to tell the person you thought of about him.

Pause as kids pray.

2. When kids finish praying, have them use the markers and thick paper in their Bible Exploration Kits to design personal invitations to know Jesus. Encourage them to include two or three of the reasons to follow Jesus that they came up with.

3. As kids work on their invitations,

ASK:

- When you think about giving your invitation to someone, how do you feel?
- What will help you have courage to tell your friend about Jesus?

SAY: In our Bible verses today, Jesus told us to tell others about him. But he also said something else. His words, "I am with you always," are in Matthew 28:20. When we share our faith, we can remember that Jesus is with us and will help us have courage!



High Fives

Supplies: none

Have half the kids stand at one end of the room and half at the other end. Send one child running to the other end to shout "Go!" and high five someone at that end. That person should race to the opposite end and do the same. Continue until everyone has switched ends.

When everyone has given a high five, SAY: 🖐️ **JESUS TELLS US TO GO AND SHARE OUR FAITH.**



For-Extra-Time Activities



SIMON AND RALPH

Supplies: large sheet

Drape a bedsheet on some chairs as a sort of curtain, and send two kids behind it. Assign one to be Simon and the other to be Ralph, but do not reveal their identities to anyone else. Simon and Ralph will give orders to everyone else from behind the curtain. Everyone else will try to decipher which orders are given by Simon because only Simon's orders should be obeyed. Explain that Simon and Ralph should try to disguise their voices. After playing, talk about orders God has given and why we should obey them. In particular, explain that Jesus commanded us to tell everyone what he has done for all people!

CHALK IT OUT

Supplies: sidewalk chalk

Get everyone decorating your church's sidewalks and parking lot (if it's safe). Have kids write Bible verses, draw pictures, and write thoughts about the goodness of God as a means of sharing their faith with all who pass by and notice their good work.

FOCUS **HIDING IT IN YOUR HEART**

Supplies: craft sticks | fine-tip markers

Give each child two or three craft sticks, and have kids write "Matthew 28:19" on one side of each stick. Then have kids find and read the verse in their Bibles. Next have kids draw a face on the other side of their sticks. When kids finish, have them toss their craft sticks into one pile. **SAY: If we share our faith with just a few people like our Key Verse says, look at how many people will hear about Jesus.** Have kids pick up a few of the sticks and commit to sharing their faith with one person for each stick.




CREATE A BIBLE DICTIONARY

Supplies: paper | markers | dictionary

Ask kids to create one or more new pages, each with a new word, for the Bible Dictionary. Ask for ideas of new words from today's session—*go* and *share* are two suggestions. Have them write the word on a sheet of paper in fun letters, add a definition, list Scripture references, and make illustrations. Add each page to a three-ring binder and watch the dictionary grow!

THE BOOKS OF THE BIBLE

Supplies: CD player

Ask kids to read the intro page for any book of the Bible and create a motion for that book. For example, kids could make a motion for rain for Genesis or do a beauty pageant wave for Esther. Play  "The Books of the Bible Song" (8), and have kids do all the motions they have learned.



Family Devotion

Bible Focus:

Matthew 28:18-20

Discovery Point:

Jesus tells us to share our faith.

Key Verse:

“Therefore, go and make disciples of all the nations” (Matthew 28:19a).

Jesus Tells Us to Share Our Faith

Worth the Effort

It's not always easy to tell others about Jesus. Sometimes it's kind of like this!

- 1 Find a wrapped piece of gum per family member and two clean socks.
- 2 Put the socks over your hands.
- 3 Time each other to see how fast you can unwrap the gum!



What was it like to unwrap the gum wearing socks on your hands?

Sometimes it might feel like we're “all thumbs” when we share our faith.


Read Matthew 28:18-20 with your family.

Jesus promises to be with us as we tell others about him. We don't have to feel nervous because he'll help us say the right thing.

Talk about what it means to know Jesus and how a person can know Jesus. On your gum wrappers, write your own stories about what Jesus means to you.

What's the best way to share our faith with others?

Say a quick prayer with your family, asking for opportunities to share your faith in Jesus! Pray together for boldness, honesty, and excitement in sharing your faith with other people. Then work on remembering your stories so you can share them!



FAMILY CHALLENGE

Share your gum-wrapper-sized faith story with one person this week.