



# Michigan Flu Focus

Weekly Influenza Surveillance Report

November 12, 2021

Vol. 19; No. 5

Week Ending November 6, 2021 | WEEK 44

Editor: Sue Kim

Editor email: [KimS2@michigan.gov](mailto:KimS2@michigan.gov)

Data provided in this report are preliminary and will be updated as additional data is received

## Updates of Interest

Nationally, influenza activity is still low, however, an increasing number of an influenza A(H3N2) viruses have been reported by public health laboratories in the most recent weeks. The majority of influenza positives reported for Week 44 were from Michigan and can be linked to an outbreak among young adults in a school setting in the SE region of the state. Please see CDC's FluView report at [www.cdc.gov/flu/weekly](http://www.cdc.gov/flu/weekly) for more info.

### Seasonal Flu Vaccination Coverage

Michigan's goal is to vaccinate **4 million** residents during the 2021-2022 flu season.

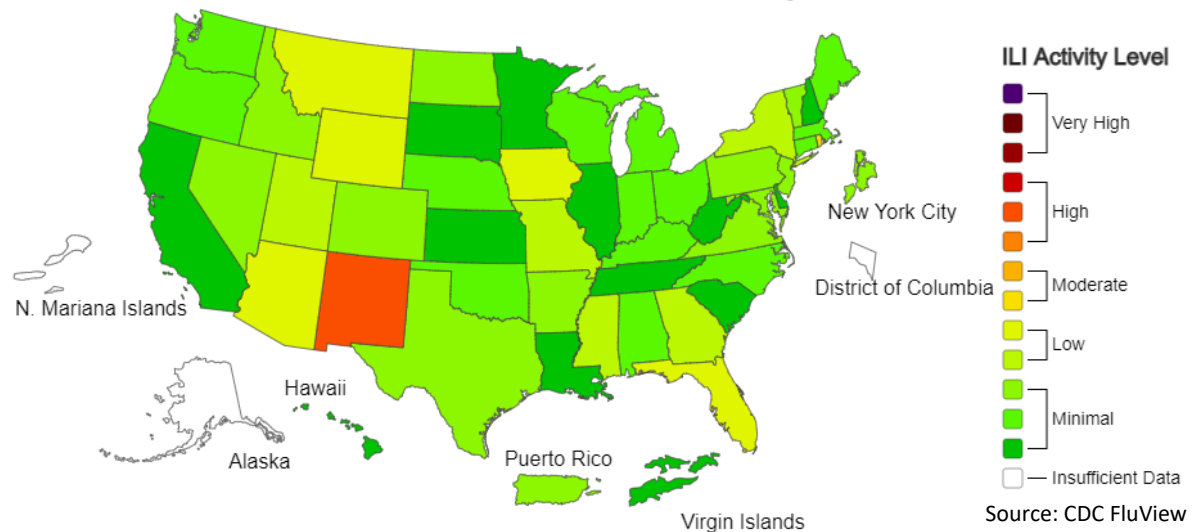
As of **November 6, 2021** there have been **2,026,839** doses administered (**51.7%** towards goal) for the 2021-2022 flu season.

Please visit the Flu Vaccination Dashboard at [www.michigan.gov/flu](http://www.michigan.gov/flu) for more info.

### Influenza-Like Illness (ILI) Activity Level Indicator Determined by Data Reported to ILINet

This system monitors visits for ILI (fever and cough or sore throat), not laboratory confirmed influenza and may capture patient visits due to other respiratory pathogens that cause similar symptoms.

2021-22 Influenza Season Week 44 ending Nov 06, 2021



Note: This map represents U.S. ILI activity levels reported to ILINet. The display used in past seasons showing Geographic spread of influenza has been suspended for the 2021-2022 influenza season

## Influenza-associated Pediatric Mortality

Nationally, zero (0) influenza-associated pediatric deaths have been reported thus far for the 2021-2022 flu season.

No pediatric deaths have been confirmed by MDHHS for the 2021-2022 flu season to date.

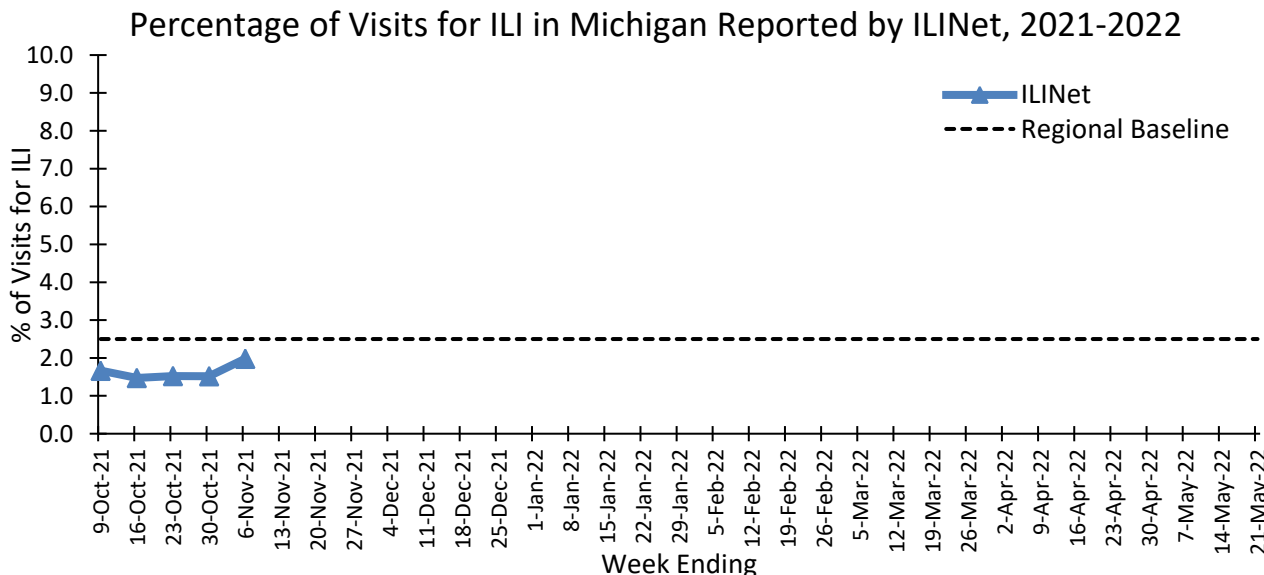
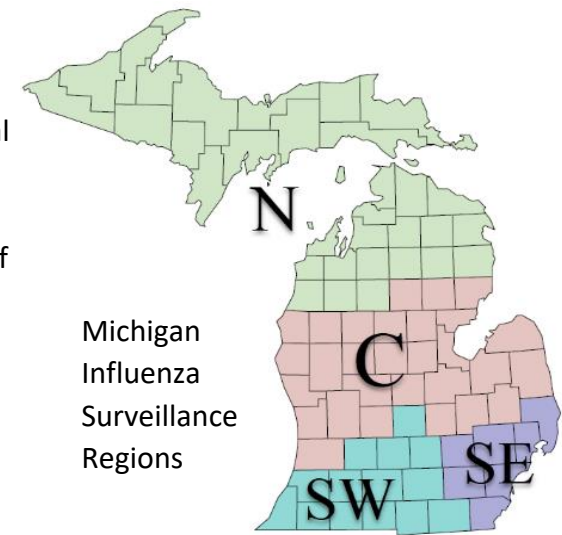
## U.S. Outpatient Influenza-like Illness Surveillance Network (ILINet)

Michigan participates in ILINet, a collaborative effort between the CDC, state and local health departments, and volunteer sentinel clinicians as part of Michigan’s influenza surveillance. ILINet provides data on the total number of outpatient visits to health care providers seen for any reason and the number of those patients with influenza-like illness (ILI<sup>‡</sup>). Participating Michigan emergency department and urgent care facilities send syndromic data voluntarily in near real-time to the Electronic Surveillance System for the Early Notification of Community Based Epidemics (ESSENCE). Discharge diagnosis and chief complaint data elements are used to determine whether visits meet the ILI case definition. One-hundred and forty-one (141) Michigan facilities contributing data to ESSENCE were validated and enrolled in ILINet for the 2021-2022 flu season.

<sup>‡</sup>ILI is defined as fever (>100°F) and a cough and/or a sore throat (new definition for the 2021-2022 season).

### Number of Reports and ILI % by Region during this time period:

Region	C	N	SE	SW
No. of Reporters ( <b>147</b> )	48	18	53	28
ILI %	2.0	2.5	2.1	1.4



Note: ILINet monitors visits for ILI (fever and cough and/or sore throat) and may capture patient visits due to other respiratory pathogens that cause similar symptoms.

### Michigan ILI Activity: **2.0%**

(Last week: 1.5%)

Regional Baseline\*: 2.5%

A total of 1,355 patient visits due to ILI were reported out of 68,361 outpatient visits for Week 44.

\*Regional baseline is determined by calculating the mean percentage of patient visits due to ILI during non-influenza weeks for the previous three seasons and adding two standard deviations.

### National Surveillance

In the United States, **2.1%** of outpatient visits were due to ILI (Last week: 1.9%)

This is **below** the national baseline of 2.5%

**Become an ILINET provider!**

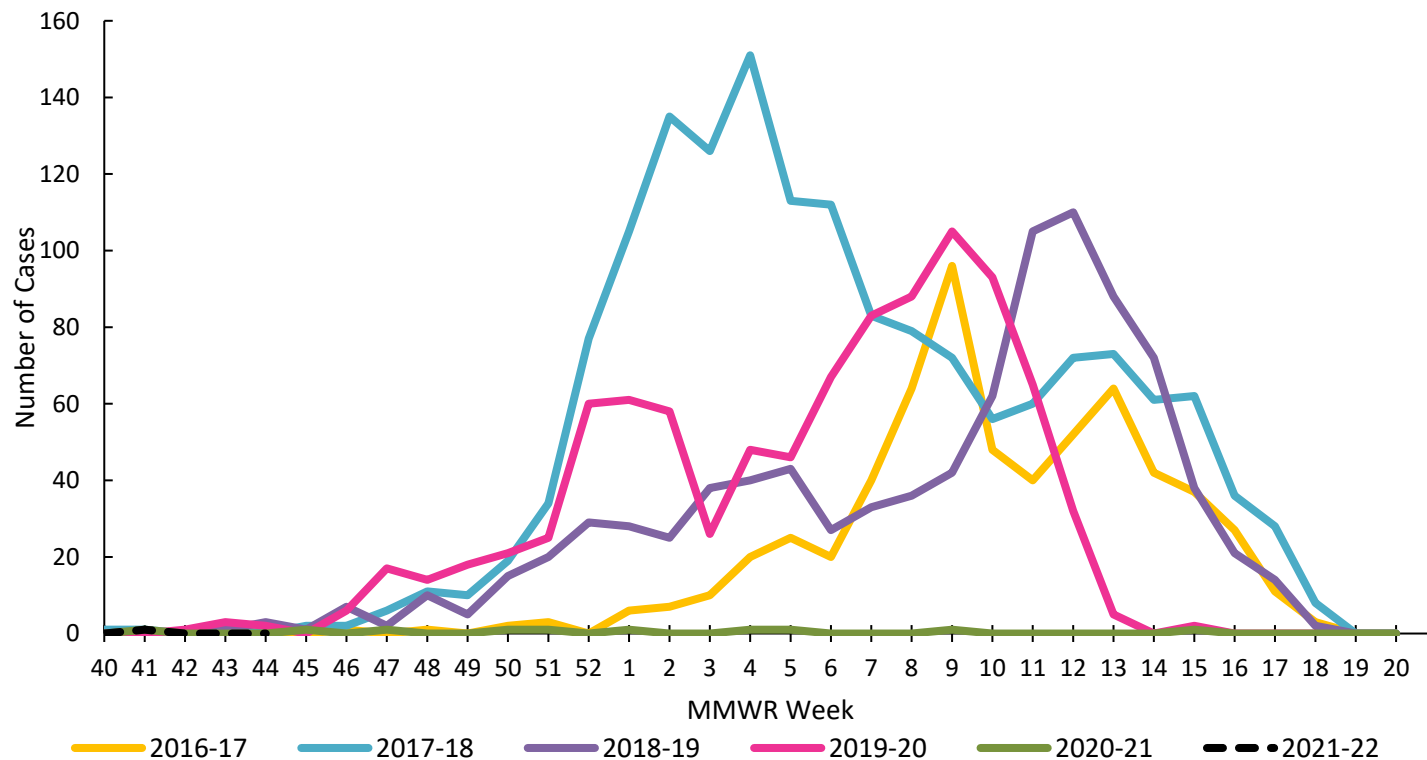
Contact Shelly Doebler at [DoeblerM@michigan.gov](mailto:DoeblerM@michigan.gov)

## Influenza Hospitalization Surveillance Project (IHSP)

The CDC's Influenza Hospitalization Surveillance Network (FluSurv-NET) provides population-based rates of laboratory-confirmed influenza-associated hospitalizations from October 1<sup>st</sup> through April 30<sup>th</sup> each year. Michigan participates as an IHSP state in FluSurv-NET for Clinton, Eaton, Genesee, Ingham, and Washtenaw Counties.

There were 0 influenza-associated hospitalizations reported to MDHHS for the IHSP during this time period. Since October 1<sup>st</sup>, 1 (0 pediatric, 1 adult) influenza-associated hospitalization was reported in the catchment area for the 2021-2022 season.

IHSP Cases, 2016-2017 through 2021-2022



Washtenaw County was added in the 2017-2018 season

## Join the Influenza Sentinel Hospital Network (ISHN)!

What is it? ISHN is a group of hospitals in Michigan that voluntarily report weekly aggregate counts of influenza positive inpatients to assist MDHHS with statewide influenza surveillance.

How it works: As a participating hospital in the ISHN, you would complete a brief Survey Monkey every week containing:

- Number of hospitalizations with a positive influenza test by age group during that time period
- The total number of hospitalizations due to any condition during that time period (if available)

The data you provide will assist public health in recognizing changes in the age or geographic distribution of influenza in this population.

If your facility is interested in participating or would like more information, please contact Sue Kim ([KimS2@michigan.gov](mailto:KimS2@michigan.gov))

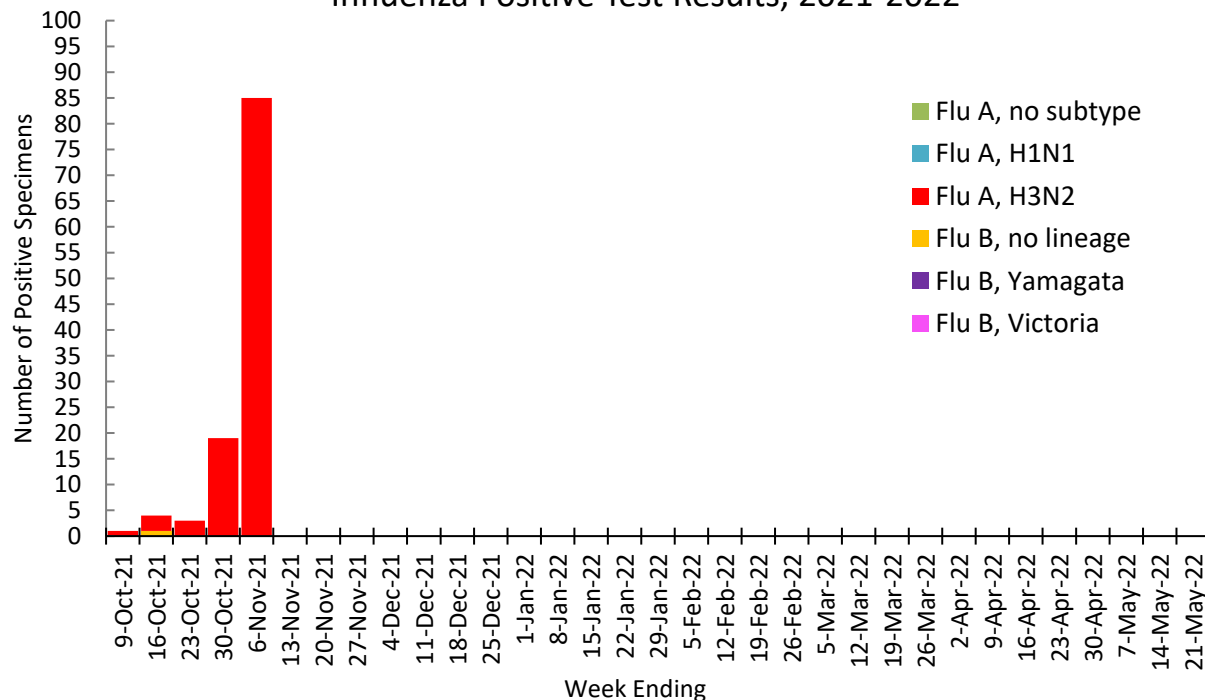
## MDHHS BOL Virology Laboratory Data

There were 85 (0C, 0N, 85SE, 0SW) positive influenza results reported by the MDHHS Bureau of Laboratories (BOL) during this time period. Positive flu results for the 2021-2022 season are summarized below.

# of Positive Influenza Virus Results by Region

	C	N	SE	SW	Total
H1N1	0	0	0	0	0
H3N2	0	0	111	0	111
Infl B	0	0	1	0	1
<b>Total</b>	<b>0</b>	<b>0</b>	<b>112</b>	<b>0</b>	<b>112</b>

Influenza Positive Test Results, 2021-2022



Note: Based on Specimen Collection Date. Flu B lineage data will be reported based on MDHHS BOL testing runs and will be backtracked into this graph

## Michigan Sentinel Clinical Lab Network Respiratory Virus Data

Seven (7) sentinel clinical labs (1SE, 1SW, 4C, 1N) reported for the week ending 11/6

SE Region	
Influenza A:	elevated
Influenza B:	no activity
Parainfluenza:	elevated
RSV:	high
Adenovirus:	slightly elevated
hMPV:	low
Central Region	
Influenza A:	sporadic
Influenza B:	no activity
Parainfluenza:	slightly elevated
RSV:	elevated
Adenovirus:	low
hMPV:	sporadic
SW Region	
Influenza A:	no activity
Influenza B:	no activity
Parainfluenza:	low
RSV:	elevated
Adenovirus:	sporadic – low
hMPV:	sporadic
North Region	
Influenza A:	sporadic
Influenza B:	sporadic
Parainfluenza:	low
RSV:	low
Adenovirus:	sporadic
hMPV:	low

There was 1 (0C, 0N, 1SE, 0SW) influenza outbreak reported to MDHHS during this time period. Influenza outbreaks for the 2021-2022 season are summarized below.

**# of Influenza Outbreaks by MI Region**

Facility Type	C	N	SE	SW	Total
Schools: K-12 & College	0	0	1	0	<b>1</b>
Long-term Care / Assisted Living Facility	0	0	0	1	<b>1</b>
Healthcare Facility	0	0	0	0	<b>0</b>
Daycare	0	0	0	0	<b>0</b>
Homeless Shelter	0	0	0	0	<b>0</b>
Correctional Facility	0	0	0	0	<b>0</b>
Other	0	0	0	0	<b>0</b>
<b>Total</b>	<b>0</b>	<b>0</b>	<b>1</b>	<b>1</b>	<b>2</b>

### Did you know?

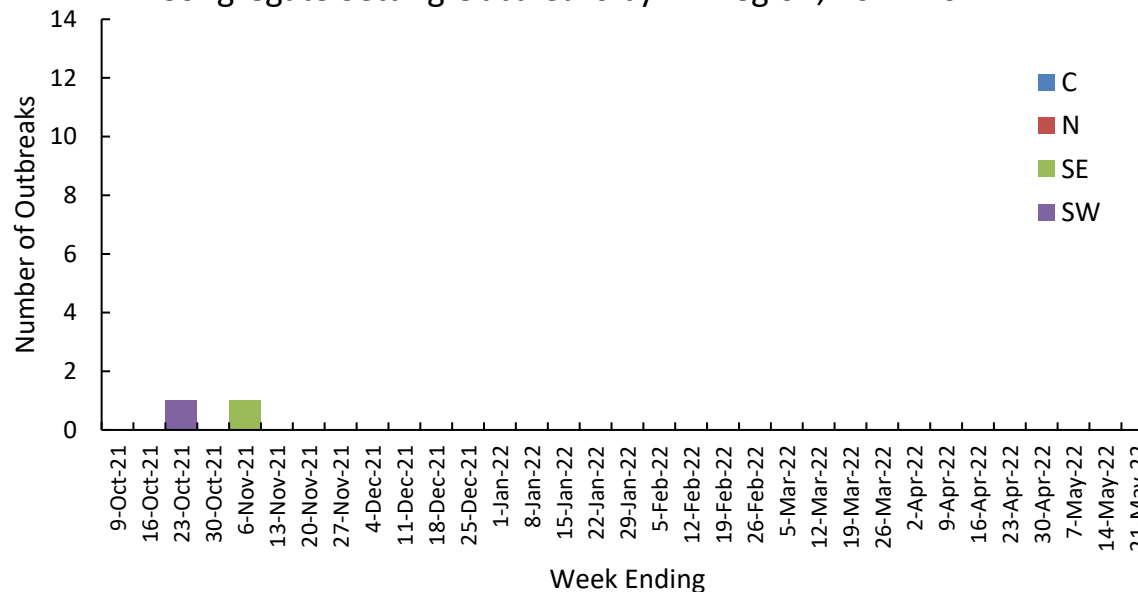
Congregate setting outbreaks of viral respiratory illness are required to be reported to your local health department? See:

- [Influenza Guidance for Healthcare Providers](#)
- [Guideline for influenza and Respiratory Virus Outbreaks in Long-Term Care Facilities](#)

Note: Data are reported on laboratory confirmed influenza outbreaks. For information on outbreaks exclusively associated with COVID-19, please visit the MDHHS Covid-19 webpage located under Additional Resources on the last page. Non-flu, non-COVID outbreaks and ILI outbreaks without confirmatory flu testing are not reported in the table and graph.

**Mixed outbreaks with confirmed flu (including COVID) will be included in the table and graph. There were 0 mixed outbreaks reported during Week 44.**

**Congregate Setting Outbreaks by MI Region, 2021-2022**



## Influenza Vaccine Update

### CDC's Early (Low) Flu Vaccination Estimates for the 2021-2022 Flu Season

On October 27, 2021, the Centers for Disease Control and Prevention (CDC) released their first flu vaccine uptake [estimates](#) for the 2021-2022 influenza season. Based on the estimates, children and pregnant persons have lower coverage rates in the 2021-2022 flu season when compared to the same time of year for the 2020-2021 flu season. Children and pregnant persons may be at a higher risk for developing serious flu-related complications and low vaccination rates in these populations may be dangerous.

Flu coverage rates for children in mid-October during the 2020-2021 flu season was 28%. Estimated flu vaccination rates for children in mid-October for the 2021-2022 flu season is 22% (a 6% decline). This is especially concerning, as coverage rates had previously declined from the 2019-2020 flu season to the 2020-2021 flu season.

CDC estimates that up to 20,000 children are hospitalized due to flu-related complications each flu season. During the 2019-2020 flu season there were 199 child flu deaths reported to the CDC. This is the highest number of pediatric deaths reported during a regular flu season since deaths became nationally reportable. Roughly 80% of flu related deaths in children occur in those who are not fully vaccinated. Some children may require two doses of flu vaccine in a season to be fully vaccinated.

Pregnant persons are also estimated to have lower coverage in the 2021-2022 flu season. Flu coverage rates for mid-October in the 2020-2021 flu season was 38%. For the same time of year in the 2021-2022 flu season, flu vaccination coverage rates for pregnant persons is 23% (a 15% decline). Being infected with the flu is especially dangerous for pregnant persons and may lead to severe complications; during pregnancy (and two weeks post-delivery) pregnant persons experience changes in the immune system, heart, and lungs which leaves them more vulnerable.

Among pregnant persons, flu vaccination uptake estimates are lower for the 2021-2022 flu season across all racial and ethnic groups.

Visit [www.vaccinefinder.org](http://www.vaccinefinder.org) to find out where you can get a flu vaccine.

## Influenza News Blast

- [World Health Organization \(WHO\) Influenza Update](#)
- [Mandatory Influenza Vaccination for Healthcare Personnel Honor Roll](#)
- [Flu and Tdap Vaccination Coverage Among Pregnant Women – United States, April 2021](#)
- [CDC Program Engages Partners to Promote Vaccine Equity Among Racial and Ethnic Minority Groups](#)
- [Pediatric Flu Deaths During 2019-2020 Reach New High](#)
- [CDC 2021-2022 Flu Vaccination Campaign Kickoff](#)
- [Study: Identifies Racial and Ethnic Disparities in Severe Flu Outcomes](#)

## Additional Resources

- [MDHHS Influenza Webpage](#)
- [Influenza Surveillance in Michigan](#)
- [MDHHS Bureau of Laboratories \(BOL\) Webpage and Test Request Forms](#)
- [MDHHS COVID-19 Outbreak Reporting](#)
- [CDC FluView Weekly Report](#)
- [CDC Healthcare Professionals Flu Toolkit](#)
- [Immunization Action Coalition: Ask the Experts - Flu](#)

## MDHHS Contributors

### Bureau of Infectious Disease Prevention

S. Bidol, MPH, M. Doebler, MPH, S. Kim, MPH, M. Laski, BS

### Bureau of Laboratories

B. Robeson, MT, V. Vavricka, MS

To be added to the distribution list, please contact  
Sue Kim at [KimS2@michigan.gov](mailto:KimS2@michigan.gov)