

Existing ConnectED Teacher Access to McGraw-Hill Florida Social Studies Online Content through the Miami-Dade County Teacher Portal





























You can now access your McGraw-Hill Social Studies content through your district Teacher portal.

Special Note

If you have never logged into ConnectED and do not already have a ConnectED username and password you will need the instructions for **NEW USERS**.

TEACHER ONLINE ACCESS

1. Access your district Teacher portal and Click on the eTextbook icon for your McGraw-Hill Social Studies Course

Course	Class Collaboration	eTextBook	Learning Village	Room	Period
M/J Homeroom				206	00
M/J Pre-Algebra				206	01
M/J Pre-Algebra				206	01
M/J Pre-Algebra				206	01
M/J Pre-Algebra				206	01
Algebra 1 Honors				206	02
M/J Pre-Algebra				206	03
M/J Pre-Algebra				206	03
Algebra 1 Honors				206	04
Algebra 1 Honors				206	05
M/J Mathematics 2				206	06

2. You will be asked if you would like to Create a New Account or Connect to an Existing ConnectED Account. Please be sure to select **Connect to Existing**.

Connect to Existing Account

You are about to create a new account in ConnectED.

If you have an existing account you can continue using it by clicking the **Connect to Existing** button below.

If you do not have an existing account, click the **Create New Account** button.

[Connect to Existing](#) [Create New Account](#)

- After clicking **Connect to Existing**, you will enter your existing ConnectED username and password then click **Search**.

SEARCH FOR EXISTING ACCOUNT

Enter ConnectED Username:

Enter ConnectED Password:

- Verify that your name is shown on this screen and your **Role** is “Teacher”. To continue, click **Confirm**.

The next step is to redeem Master Codes to access your online content. Your district Master Codes have been provided here. Master Codes are for teacher use only.

-Do not distribute Master Codes to your students.

-You will enter both the Teacher Center and Student Center Master Code for your title.

-If you have already completed this step and have both the Teacher and Student Edition in your ConnectED book bag you do not need to complete this step again.

Elementary Social Studies	Master Code
Social Studies Grade 5 Teacher Center	KGWL-FRS1-GD33-TN8D
Social Studies Grade 5 Student Center	JH6O-HOEH-H5GZ-5WRH
Middle School Social Studies	Master Code
MS US History Teacher Center	NRD-2V89-XNF8-5GJ2
MS US History Student Center	Z14Y-DOMM-KW61-1XY9
Civics Teacher Center	X7Z6-X9QE-QSKT-JYEK
Civics Student Center	XL9P-FM8P-QDHR-YPWH
MS World History Teacher Center	G3ZR-WQWK-3X75-F4XW
MS World History Student Center	H4YF-K88F-1B3B-NSMM
High School Social Studies	Master Code
HS US History Teacher Center	3QEV-2YZ1-BT59-GCY1
HS US History Student Center	J9WV-KT13-B7QL-KRZY

REDEEM TEACHER CENTER MASTER CODES

- Click the **Redeem Master Code** button to add your Teacher Center Master Code (above).
- Enter the 16-digit Teacher Center Master Code for each title you will need to access. *(For your convenience you can copy and paste the code from this document in the first text field.)*
- Click **Next**
- Verify the book information. Then select **Add Content**.
- Click **OK** to confirm.

REDEEM STUDENT CENTER MASTER CODES

- From your teacher ConnectED Home Page, click the **Redeem Master Code** button to add your Student Center Master Code (above).
- Set an End Date, which should correspond to your end of school year in 2013.
- The system will generate a 12-digit Student Redemption Code. **You will provide this to your students to add the book to their virtual book bag**

New Teacher Access to McGraw-Hill Florida Social Studies Online Content through the Miami-Dade County Teacher Portal





























You can now access your McGraw-Hill Social Studies content through your district Teacher portal.

*Special Note

If you have logged into ConnectED and already have a ConnectED username and password you will need the instructions for **EXISTING USERS**.

TEACHER ONLINE ACCESS

1. Access your district Teacher portal and click on the eTextbook icon for your McGraw-Hill Social Studies Course.

K-12 Schedule					
Course	Class Collaboration	eTextBook	Learning Village	Room	Period
M/J Homeroom				206	00
M/J Pre-Algebra				206	01
M/J Pre-Algebra				206	01
M/J Pre-Algebra				206	01
M/J Pre-Algebra				206	01
Algebra 1 Honors				206	02
M/J Pre-Algebra				206	03
M/J Pre-Algebra				206	03
Algebra 1 Honors				206	04
Algebra 1 Honors				206	05
M/J Mathematics 2				206	06

2. You will be asked if you would like to Create a New Account or Connect to an Existing ConnectED Account. Please be sure to select **Create New Account**.

Connect to Existing Account

You are about to create a new account in ConnectED.

If you have an existing account you can continue using it by clicking the **Connect to Existing** button below.

If you do not have an existing account, click the **Create New Account** button.

[Connect to Existing](#) [Create New Account](#)

5. Next, accept our End User License Agreement by clicking **Yes, I Accept**.

ConnectED
Terms & Conditions

All use of The McGraw-Hill Companies World Wide Web pages is subject to the terms and conditions set forth below. Any use of such Web pages constitutes the user's agreement to abide by the following terms and conditions.

In the event of a conflict between these terms and conditions and more specific terms and conditions that apply to another Web site of The McGraw-Hill Companies, the more specific terms and conditions of such other Web site shall prevail with respect to such conflict.

All information provided by The McGraw-Hill Companies and its affiliates is owned by or licensed to The McGraw-Hill Companies and its affiliates (the "McGraw-Hill Information"). The McGraw-Hill Companies and its licensors retain all proprietary rights to the McGraw-Hill Information. The McGraw-Hill Companies has the right to use all material entered into these Web pages (other than third-party material transmitted through private electronic mail) in any of The McGraw-Hill Companies print or electronic publications. Except for making one hard copy print of limited portions of the McGraw-Hill Information on an ad hoc basis, or downloading as expressly authorized by The McGraw-Hill Companies, McGraw-Hill Information may not be reproduced, transmitted or distributed without The McGraw-Hill Companies permission.

The McGraw-Hill Companies makes no guarantees or warranties as to the accuracy or completeness of or results to be obtained from accessing and using the McGraw-Hill Information. Neither The McGraw-Hill Companies nor its affiliates shall be liable to any user or anyone else for any inaccuracy, error or omission, regardless of cause, in The McGraw-Hill Information or for any damages resulting therefrom.

[Yes, I Accept](#) [No, I Decline](#)

6. Enter the zip code of your school and click **Search**.

Select Your School: (Step 2 of 3)

Please enter the zip/postal code where your school is located:

[Search](#)

[Back](#) [Register](#) [Cancel](#)

7. Select your school from the list by clicking on it one time to highlight and click **Register**.

Select Your School: (Step 2 of 3)

Please enter the zip/postal code where your school is located:

[Search](#)

Select Your School:

- MIAMI INTL UNIV ART/DESIGN
1501 BISCAYNE BLVD
MIAMI, FL 33132
- MIAMI-DADE CLG-DISTRICT
300 NE 2ND AVE
MIAMI, FL 33132
- MIAMI-DADE CLG-WOLFSON
300 NE 2ND AVE
MIAMI, FL 33132
- NEW WORLD SCHOOL OF THE ARTS
25 NE 2ND ST
MIAMI, FL 33132
- SCHOOL ADV STUDIES-WOLFSON
25 NE 2ND ST RM 5515
MIAMI, FL 33132

If your school is not in the pre-populated list, please add it by clicking the button below.

[Add New School](#)

[Back](#) [Register](#) [Cancel](#)

The next step is to redeem Master Codes to access your online content. Your district Master Codes have been provided here. Master Codes are for teacher use only.

-Do not distribute Master Codes to your students.

-You will enter both the Teacher Center and Student Center Master Code for your title.

Elementary Social Studies	Master Code
Social Studies Grade 5 Teacher Center	KGWL-FRS1-GD33-TN8D
Social Studies Grade 5 Student Center	JH6O-HOEH-H5GZ-5WRH
Middle School Social Studies	Master Code
MS US History Teacher Center	NRYP-2V89-XNF8-5GJ2
MS US History Student Center	Z14Y-DOMM-KW61-1XY9
Civics Teacher Center	X7Z6-X9QE-QSKT-JYEK
Civics Student Center	XL9P-FM8P-QDHR-YPWH
MS World History Teacher Center	G3ZR-WQWK-3X75-F4XW
MS World History Student Center	H4YF-K88F-1B3B-NSMM
High School Social Studies	Master Code
HS US History Teacher Center	3QEV-2YZ1-BT59-GCY1
HS US History Student Center	J9WV-KT13-B7QL-KRZY

REDEEM TEACHER CENTER MASTER CODES

1. Click the **Redeem Master Code** button to add your Teacher Center Master Code (above).
2. Enter the 16-digit Teacher Center Master Code for each title you will need to access. *(For your convenience you can copy and paste the code from this document in the first text field.)*
3. Click **Next**
4. Verify the book information. Then select **Add Content**.
5. Click **OK** to confirm.

REDEEM STUDENT CENTER MASTER CODES

1. From your teacher ConnectED Home Page, click the **Redeem Master Code** button to add your Student Center Master Code (above).
2. Set an End Date, which should correspond to your end of school year in 2013.
3. The system will generate a 12-digit Student Redemption Code. **You will provide this to your students to add the book to their virtual book bag.**