

## South Dakota Public Schools

### Advanced Placement: Student Participation

***3.4% increase in the number of students participating between 2005 and 2006***

In 2006: 1,799 South Dakota Public School Students took AP Exams

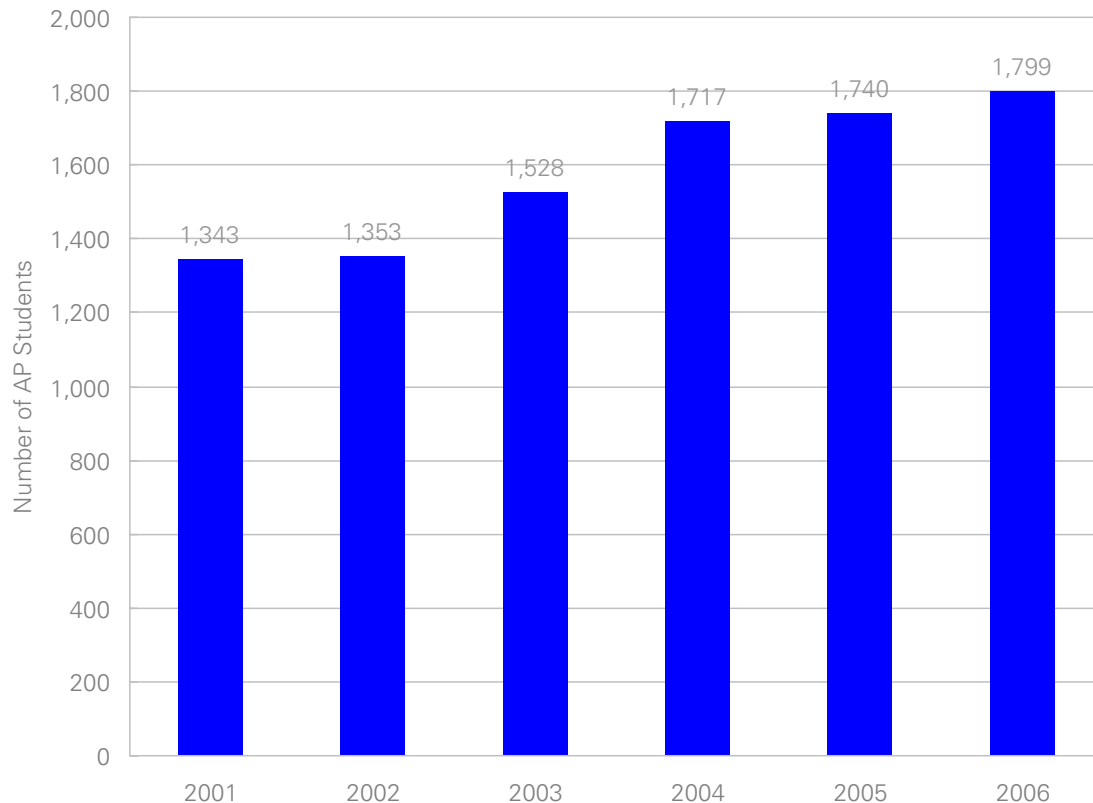
In 2005: 1,740 South Dakota Public School Students took AP Exams

In 2001: 1,343 South Dakota Public School Students took AP Exams

In 1996: 571 South Dakota Public School Students took AP Exams

- Since 2001, the number of South Dakota Public School students participating in AP increased by 456 or 34.0%.
- In comparison, between 1996 and 2001, the number of South Dakota Public School students participating in AP increased by 772 or 135.2%.

#### South Dakota Public School Student AP Participation: 2001-2006



South Dakota: AP Students by Year

## South Dakota Public Schools

### Advanced Placement: Exams Taken

***0.7% increase in the number of AP Exams taken between 2005 and 2006***

In 2006: South Dakota Public School Students took 2,941 AP Exams

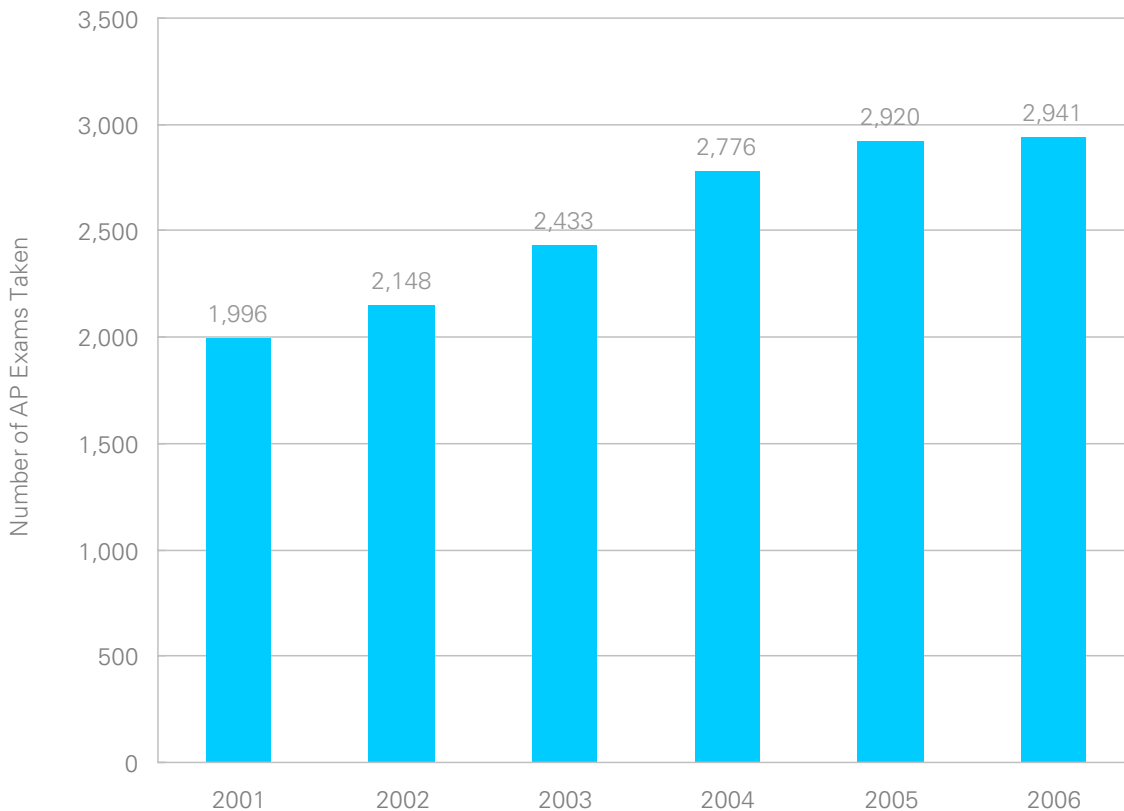
In 2005: South Dakota Public School Students took 2,920 AP Exams

In 2001: South Dakota Public School Students took 1,996 AP Exams

In 1996: South Dakota Public School Students took 805 AP Exams

- Since 2001, the number of AP Exams taken by South Dakota Public School students increased by 945 or 47.3%.
- In comparison, between 1996 and 2001, the number of AP Exams taken by South Dakota Public School students increased by 1,191 or 148.0%.

**AP Exams taken by South Dakota Public School Students: 2001-2006**



South Dakota: AP Exams by Year

## South Dakota Public Schools

### Advanced Placement: Exams Scored 3 or higher

***0.8% decrease in the number of AP Exams scored 3 or higher between 2005 and 2006***

In 2006: South Dakota Public School Students scored 3 or higher on 1,811 AP Exams

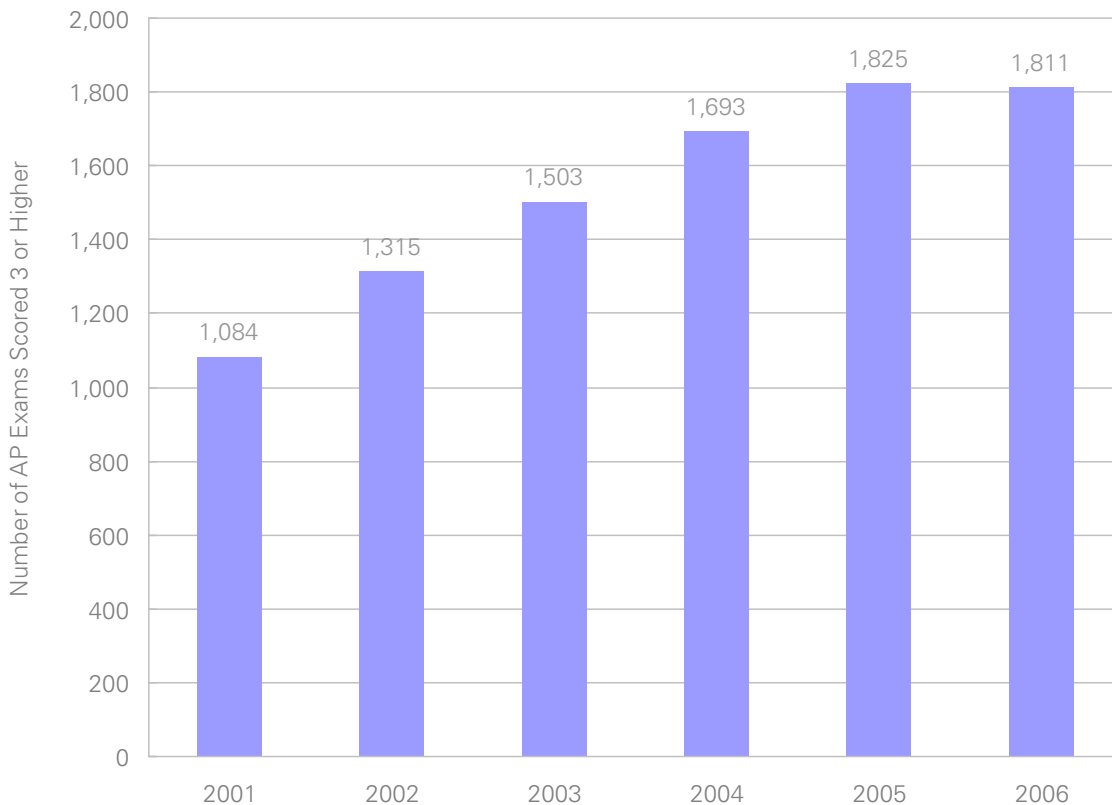
In 2005: South Dakota Public School Students scored 3 or higher on 1,825 AP Exams

In 2001: South Dakota Public School Students scored 3 or higher on 1,084 AP Exams

In 1996: South Dakota Public School Students scored 3 or higher on 464 AP Exams

- Since 2001, the number of AP Exams scored 3 or higher taken by South Dakota Public School students increased by 727 or 67.1%.
- In comparison, between 1996 and 2001, the number of AP Exams scored 3 or higher taken by South Dakota Public School students increased by 620 or 133.6%.

**AP Exams Scored 3 or Higher by South Dakota Public School Students: 2001-2006**



South Dakota: AP Exams 3 or Higher by Year

## South Dakota Public Schools

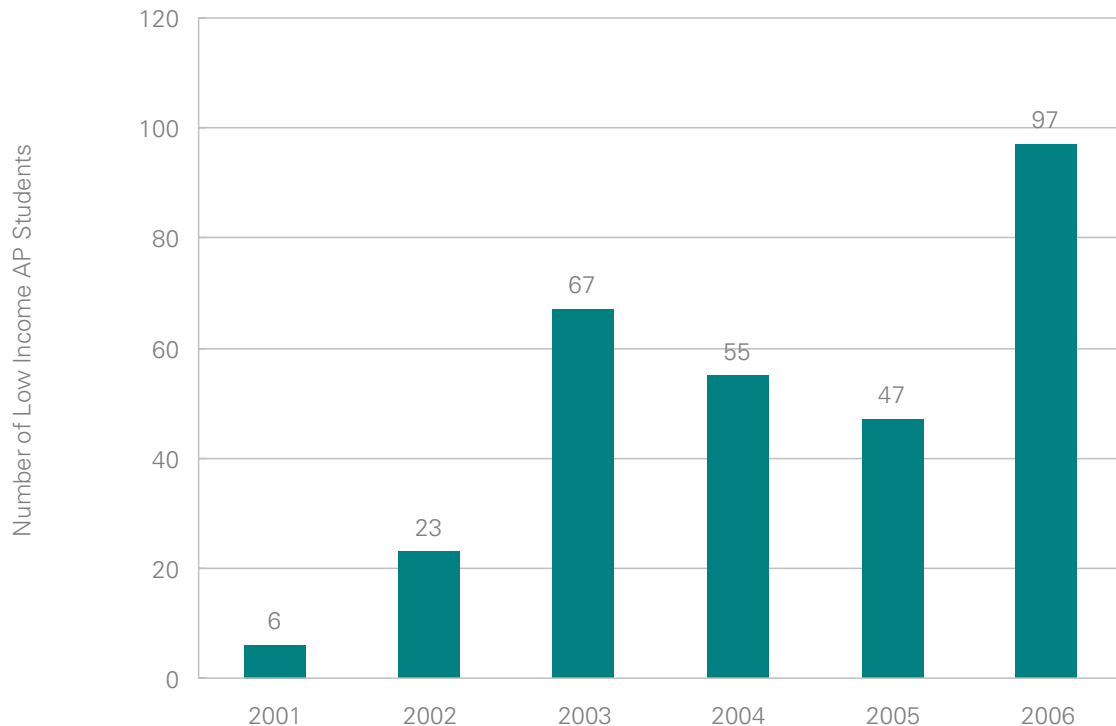
### Exams Taken by Low Income Students

- Since 2001, the number of AP Exams taken by Low Income South Dakota Public School students increased by 156 (to 167).
- In comparison, the number of AP Exams taken by Low Income South Dakota Public School students between 1996 and 2001 decreased by 33.\*

### Participation among Low Income Students

- Since 2001, the number of Low Income AP Public School students has increased by 91 (to 97).
- In comparison, the number of AP of Low Income AP Public School students between 1996 and 2001 decreased by 21.\*

South Dakota Public School Student AP Participation among Low Income Students: 2001-2006



South Dakota: Low Income AP Students by Year

\*Low income students are identified by exam fee waivers. Fee waivers are awarded for a variety of reasons, including financial need. Prior to 2002, fee waivers were not categorized by type (financial need or other) and all exams with fee waivers were regarded as having been taken by low income students. In 2002 and thereafter, only financially motivated fee waivers are used to identify exams taken by low income students.

## South Dakota Public Schools

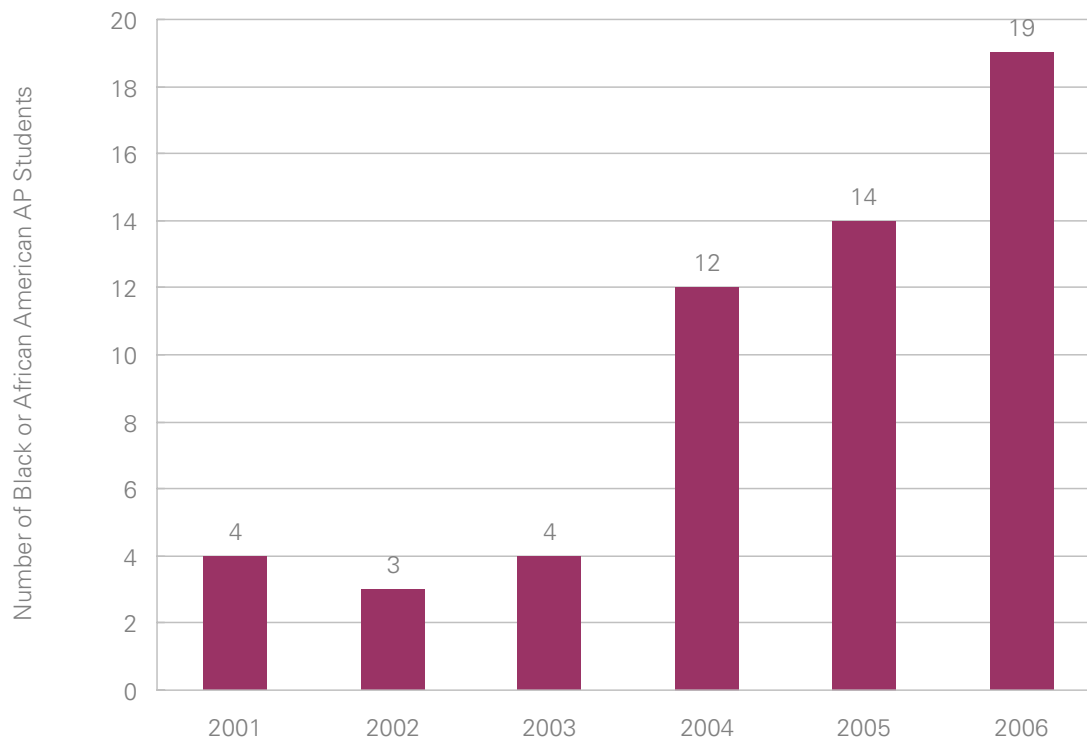
### Exams Taken by Black or African American Students:

- Since 2001, the number of AP Exams taken by Black or African American South Dakota Public School students has increased by 35 (to 39).
- In comparison, the number of AP Exams taken by Black or African American South Dakota Public School students between 1996 and 2001 increased by 3.

### Participation among Black or African American Students:

- Since 2001, the number of Black or African American AP Public School students has increased by 15 (to 19).
- In comparison, the number of AP of Black or African American AP Public School students between 1996 and 2001 increased by 3.

#### South Dakota Public School Student AP Participation among Black or African American Students: 2001-2006



South Dakota: AP Black or African American Students by Year

## South Dakota Public Schools

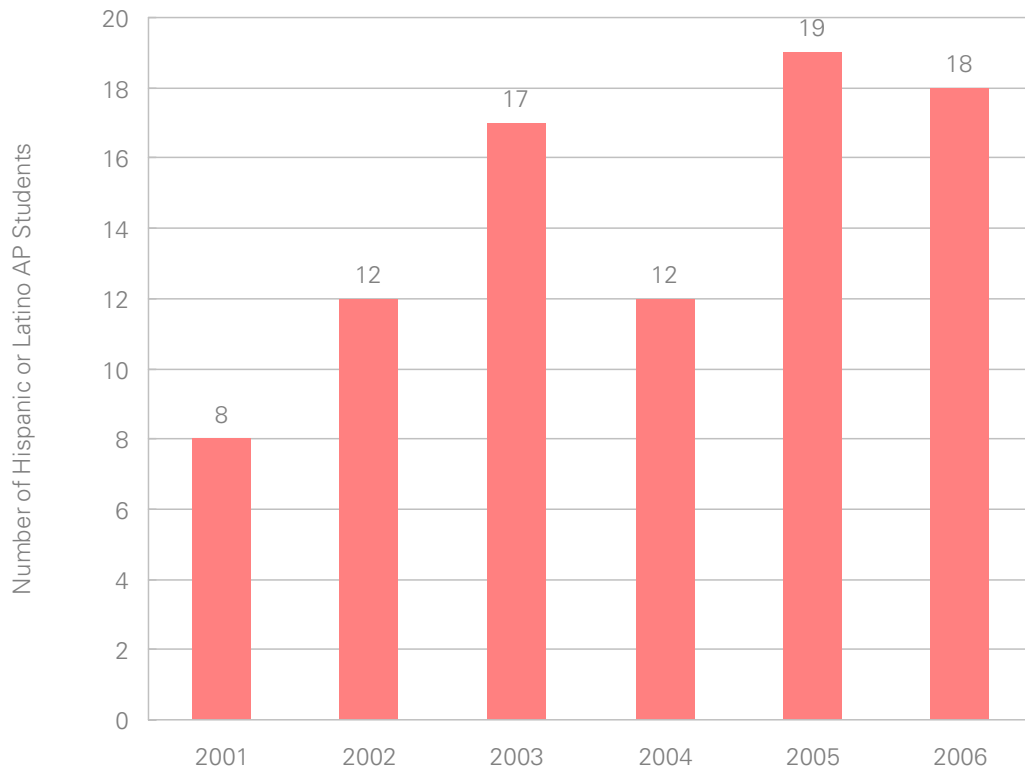
### Exams Taken by Hispanic or Latino Students:

- Since 2001, the number of AP Exams taken by Hispanic or Latino South Dakota Public School students has increased by 26 (to 36).
- By contrast, the number of AP Exams taken by Hispanic or Latino South Dakota Public School students between 1996 and 2001 increased by 10.

### Participation among Hispanic or Latino Students:

- Since 2001, the number of Hispanic or Latino AP Public School students increased by 10 (to 18).
- In comparison, the number of AP of Hispanic or Latino AP Public School students between 1996 and 2001 increased by 8.

**South Dakota Public School Student AP Participation among Hispanic or Latino Students: 2001-2006**



South Dakota: AP Hispanic or Latino Students by Year

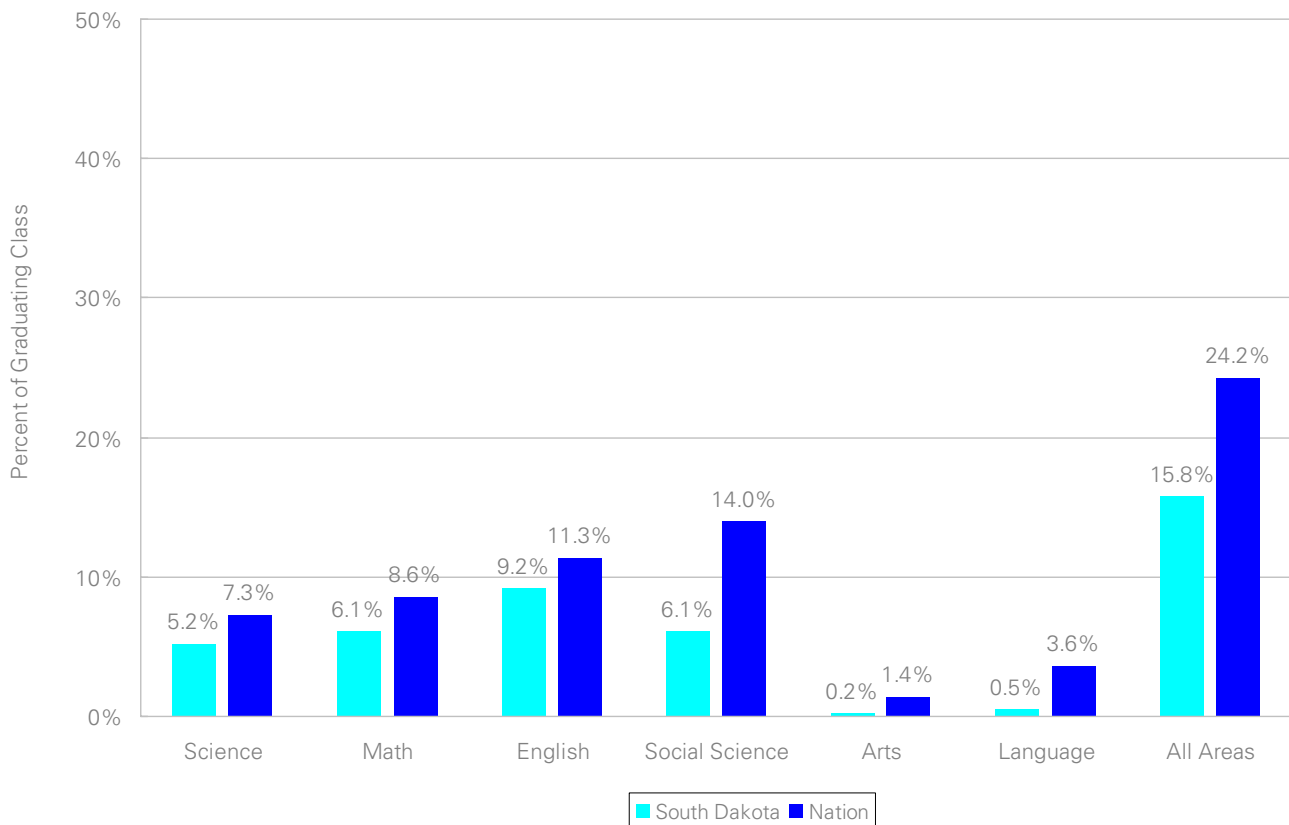
## South Dakota Public Schools

### Cohort Data from the Public School Graduating Class of 2006\*\*

#### AP Participation: The Graduating Class of 2006

- In South Dakota, 15.8% of the Public School graduating class of 2006 has taken an AP Exam at some point in their high school career: this compares to 24.2% for the Nation.
- In South Dakota, 9.2% of the Public School graduating class of 2006 took one or more English AP Exams: more than any other subject area.\*\*\*

#### Percent of the South Dakota Public School Graduating Seniors Class of 2006 who have taken an AP Exam during High School by Subject Area



\*\*The graduating class of 2006 is the overall number of public school students graduating from high school in 2006, as projected in *Knocking at the College Door* (2003), Western Interstate Commission for Higher Education.

\*\*\*Science is comprised of Biology, Chemistry, Environmental Science, Physics B, Physics C: Electricity & Magnetism, and Physics C: Mechanics. Math is comprised of Calculus AB, Calculus BC, Computer Science A, Computer Science AB, and Statistics. English is comprised of English Language & Composition and English Literature & Composition. Social Science is comprised of Economics Macro, Economics Micro, European History, Government & Politics Comparative, Government & Politics U.S., Human Geography, Psychology, U.S. History, and World History. Arts is comprised of Art History, Music Theory, Studio Art: 2-D Design, Studio Art: 3-D Design, and Studio Art: Drawing. Language is comprised of French Literature, French Language, German Language, Italian Language and Culture, Latin Literature, Latin Vergil, Spanish Language, and Spanish Literature.

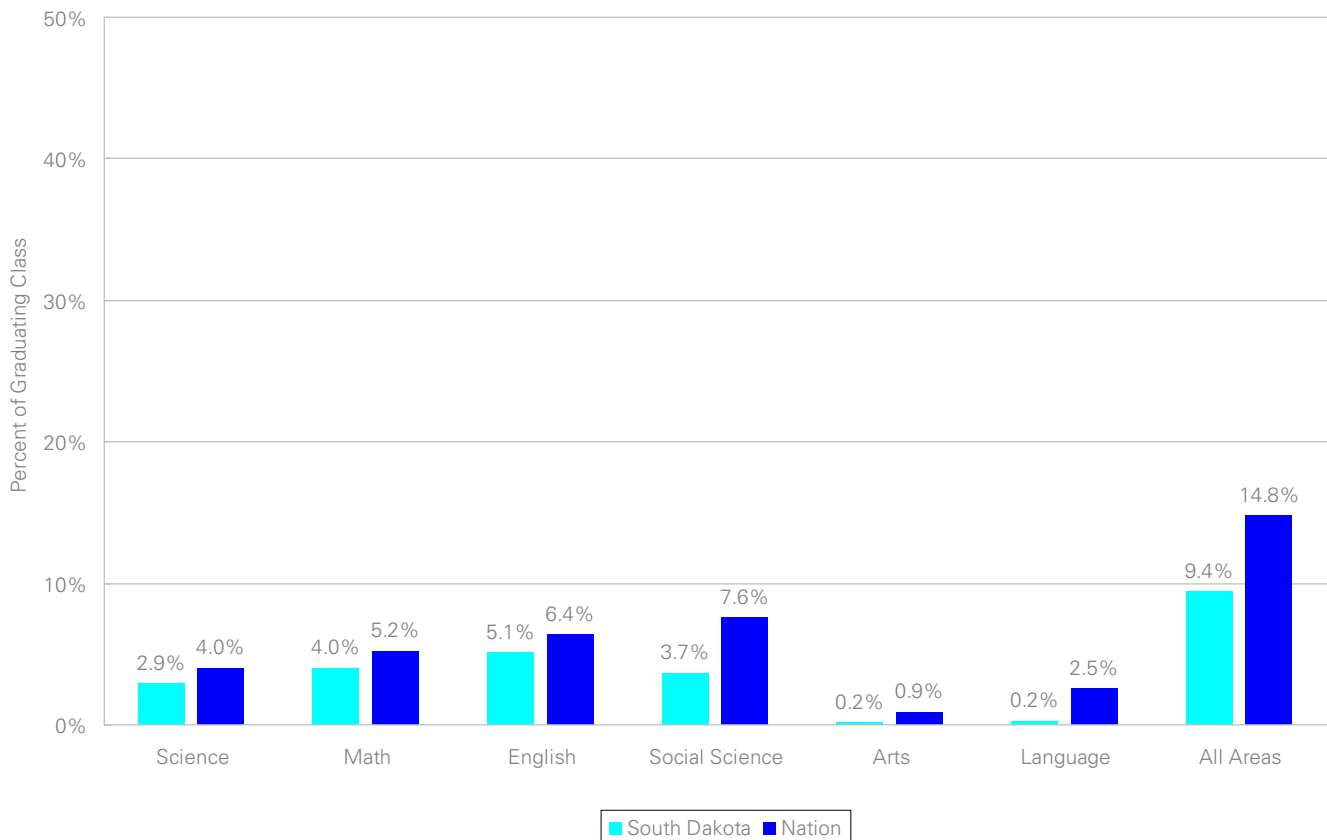
## South Dakota Public Schools

### Cohort Data from the Public School Graduating Class of 2006\*\*

#### AP Performance: The Graduating Class of 2006

- In South Dakota, 9.4% of the Public School graduating class of 2006 scored 3 or higher on an AP Exam at some point in their high school career: this compares to 14.8% for the Nation.
- In South Dakota, 5.1% of the Public School graduating class of 2006 scored 3 or higher on one or more English AP Exams: more than any other subject area.\*\*\*

#### Percent of the AP South Dakota Public School Graduating Seniors Class of 2006 who scored 3 or higher on an AP Exam during High School by Subject Area



\*\*The graduating class of 2006 is the overall number of public school students graduating from high school in 2006, as projected in *Knocking at the College Door* (2003), Western Interstate Commission for Higher Education.

\*\*\*Science is comprised of Biology, Chemistry, Environmental Science, Physics B, Physics C: Electricity & Magnetism, and Physics C: Mechanics. Math is comprised of Calculus AB, Calculus BC, Computer Science A, Computer Science AB, and Statistics. English is comprised of English Language & Composition and English Literature & Composition. Social Science is comprised of Economics Macro, Economics Micro, European History, Government & Politics Comparative, Government & Politics U.S., Human Geography, Psychology, U.S. History, and World History. Arts is comprised of Art History, Music Theory, Studio Art: 2-D Design, Studio Art: 3-D Design, and Studio Art: Drawing. Language is comprised of French Literature, French Language, German Language, Italian Language and Culture, Latin Literature, Latin Vergil, Spanish Language, and Spanish Literature.