

# Lesson 10

## News, Time & Sales, Research, Browser and Ticker Bar

### Table of Contents

Time & Sales Window.....	1	Research Window.....	6
News Window.....	3	Internet Research Links.....	7
News Filters.....	3	Browser Window.....	8
ActiveQuotes.....	5	TradeStation Ticker Bar.....	9
News Alerts.....	5	Quick Quote Window.....	10

### Time & Sales Window

The Time & Sales window displays real-time and historical trade information on stocks, futures, options, forex and indexes. It also supports pre-market and post-market trading information. Any combination of trade, best bid and best ask quotes are listed in chronological order as they occur. Trades may also be filtered by volume.

Symbol	Bid Tick	Last	Net Chg	Bid	Ask	High	Low
MSFT	↑	28.60	0.23	0.00	0.00	28.66	28.26

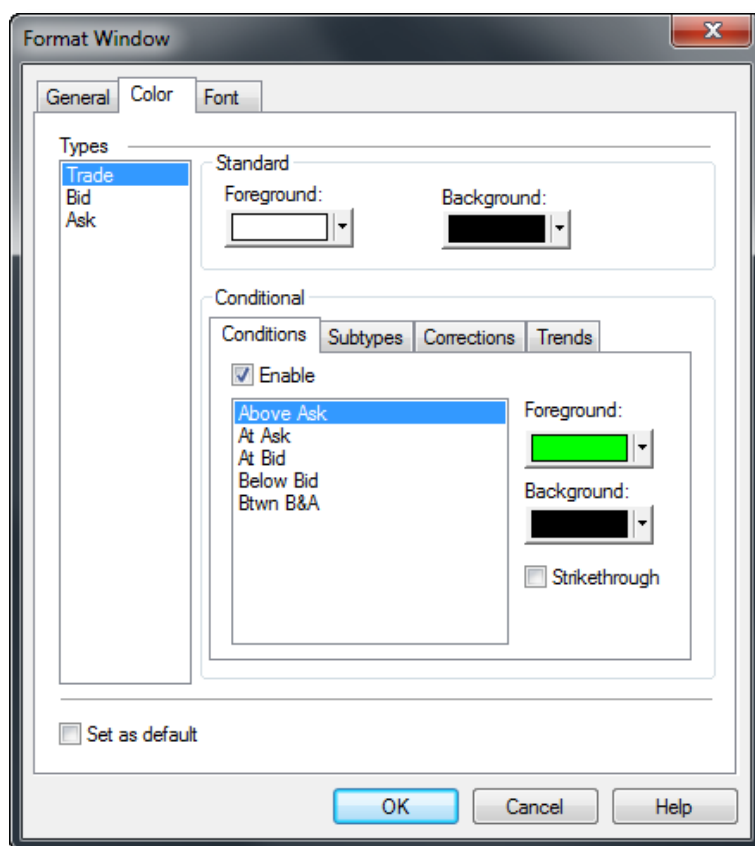
  

Time	Type	Price	Size	Exch	Condition
07:31:20 PM	Trade	28.60	400	ARCX	Form T, Btwn B&A
07:20:40 PM	Trade	28.60	100	ARCX	Form T, At Bid
07:20:40 PM	Trade	28.60	400	NASDAQ	Form T, At Bid
06:46:36 PM	Trade	28.60-	108	TRF	Form T, At Bid
06:46:26 PM	Trade	28.61-	392	TRF	Form T, Btwn B&A
06:46:26 PM	Trade	28.6101+	392	TRF	Form T, Btwn B&A
06:39:13 PM	Trade	28.61-	108	TRF	Form T, At Bid
05:52:43 PM	Trade	28.62-	258	TRF	Form T, Btwn B&A
05:14:09 PM	Trade	28.66	4284	NASDAQ	Form T, At Ask
05:14:09 PM	Trade	28.66+	500	NASDAQ	Form T, At Ask
05:14:09 PM	Trade	28.65+	700	ARCX	Form T, Btwn B&A
05:14:09 PM	Trade	28.64+	500	ARCX	Form T, Btwn B&A
05:13:30 PM	Trade	28.59-	250	NASDAQ	Form T, Above Ask
05:13:18 PM	Trade	28.64	500	NASDAQ	Form T, At Ask
05:13:18 PM	Trade	28.64	3000	NASDAQ	Form T, At Ask
05:13:18 PM	Trade	28.64+	500	NASDAQ	Form T, At Ask
05:12:18 PM	Trade	28.59	400	NASDAQ	Form T, At Ask
05:12:17 PM	Trade	28.59-	500	NASDAQ	Form T, At Bid
05:11:50 PM	Trade	28.62	200	NASDAQ	Form T, Btwn B&A
05:11:41 PM	Trade	28.62	100	NASDAQ	Form T, At Ask
05:11:27 PM	Trade	28.62+	200	NASDAQ	Form T, At Ask
05:05:11 PM	Trade	28.60-	201	NASDAQ	Form T, At Ask
05:02:12 PM	Trade	28.64+	1500	NASDAQ	Form T, At Ask
05:02:12 PM	Trade	28.62+	500	ARCX	Form T, Btwn B&A

To display bid and ask data, click on the **Format – Symbol...** menu sequence and in the **Display** section put a checkmark in the **Bids** and **Asks** checkboxes. Bids and asks are displayed chronologically within Trades.

The **Format Symbol** dialog also allows you to load historical data by selecting a different date under the **Data** section. You may also set the amount of history to load. The amount of history may be a number of ticks back, a number of minutes back, a specific time range or the entire day.

You may filter the trades in the Time & Sales window based on size. Under **Display**, click on **Show trades >=, = or <=** and type a trade size next to **Shs/Ctrs**. The Time & Sales window will only display trades meeting the trade size specified.



The data in the Time & Sales window is color-coded based on conditions, subtypes, corrections and trends. To disable automatic coloring or to change colors, click on the **Format Window...** menu sequence and select the **Color** tab.

Under the **Conditional** section in the **Format Window** dialog, you will find four tabs that automatically color data based on specific conditions.

The **Conditions** tab automatically colors trade information based on the price at which a trade is filled and how it compares to the current bid and ask prices. Trades that fall under a specific subtype are colored based on the settings found in the **Subtypes** tab.

To access details on different subtypes and conditions, click on the **Help – TradeStation Help** menu sequence, and under **Table of Contents** click on **Time & Sales** and select **Time & Sales Condition/Subtype Reference**.

Corrections in trade information submitted by the exchange are colored based on settings found in the **Corrections** tab. The **Trends** tab allows you to color the background of the prices green if they are up from the previous tick or red if they are down from the previous tick. You may uncheck **Enable** in each one of these tabs to turn off automatic coloring.

## News Window

The News window gives you access to real-time news feeds as well as historical stories. In addition to Comtex News and Benzinga News, Dow Jones News is also available.

To create a News window, click on the **News** icon from the TradingApps Launder or click on the **File – New – TradingApp Window...** menu sequence, click on the **News** icon and click **OK**. The **News Filter** dialog will prompt you to select the type of filter to create. Once you select the type of news filter, click **OK** and the News window will display available news articles in the Story pane.

The News window uses a three-pane layout: Filters, Headlines and Story. Select any headline from the Headlines pane to display the article in the Story pane. You may choose to hide the Story pane by right-clicking on the window and clicking on **View Story Pane**. To view a story, double-click on a headline and the **TradeStation News Story** window will open with the story.

The screenshot shows the TradeStation News window with the following data:

Filter Name	Count	Headlines	Date & Time	Source	Provider
MSFT	59	DJ Saudi Arabia Seeks To Regulate Skype, Other Internet Services	03/31/13 11:00:00	DJ:BT	Dow Jones News
AAPL	75	Big Short Interest Swings in Chip Makers (ARMH, MU, NVDA)	03/31/13 10:39:03	Benzinga	Benzinga News
Dow Composite	500	AT&T Approves New 300M Share Buyback	03/30/13 17:58:18	Benzinga	Benzinga News
Interest Rates	60	Increasing Effectiveness of Coaching With Emotional Intelligence - Six	03/30/13 17:31:16	PRW	Comtex News
Nasdaq 100	500	DJ Exxon: A Few Thousand Barrels of Oil Seen in Arkansas Spill Are	03/30/13 14:28:00	DJ:BT	Dow Jones News
		*DJ Exxon Preparing Response for Spill of Up to 10,000+ Barrels	03/30/13 14:06:00	DJ:BT	Dow Jones News
		*DJ A Few Thousand Barrels of Oil Seen in Spill Area -- Exxon	03/30/13 14:06:00	DJ:BT	Dow Jones News
		*DJ EPA Calling Arkansas Oil Pipeline Spill "Major" -- Exxon	03/30/13 14:06:00	DJ:BT	Dow Jones News
		Short Sellers Aim for Best Buy and Office Depot	03/30/13 11:35:09	Benzinga	Benzinga News
		*DJ Alcoa: Must Invest Minimum Of \$600M To Modernize Its Operatio	03/30/13 10:58:00	DJ:BT	Dow Jones News
		*DJ Alcoa: NYPA Pact Has Option For Added 10 Years Under Certain	03/30/13 10:58:00	DJ:BT	Dow Jones News

The selected headline in the story pane is: **PRESS RELEASE: Alcoa Prepares to Move Forward with Next Phase of Massena Modernization**

Alcoa Prepares to Move Forward with Next Phase of Massena Modernization

Conditionally authorizes \$52 million dependent on Record of Decision from EPA

NEW YORK--(BUSINESS WIRE)--March 30, 2013--

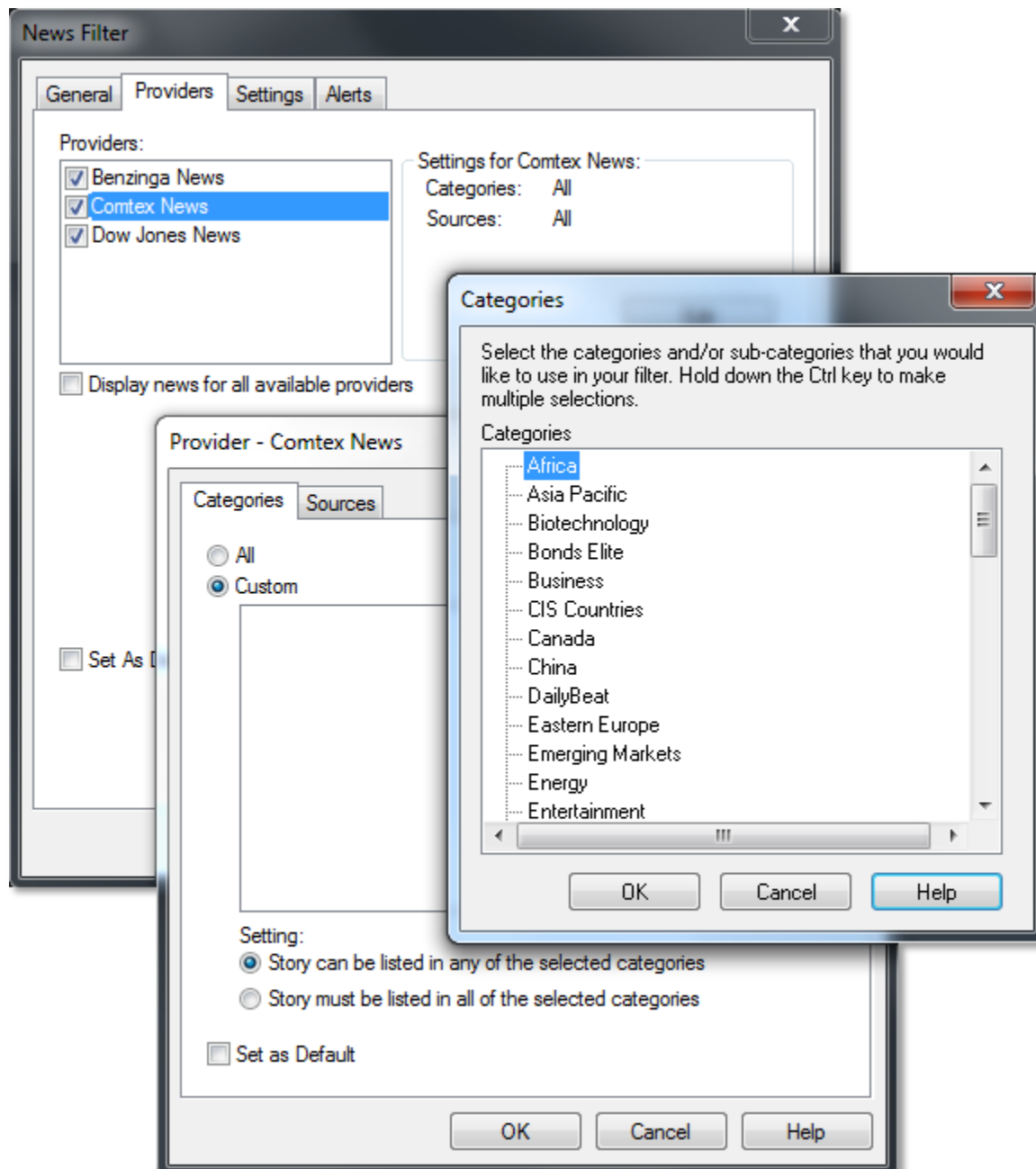
Alcoa today announced that it is prepared to proceed with the next phase of the modernization of its Massena, NY operations, once the company receives a Record of Decision (ROD) on the Grasse River that is in line with the Proposed Remedial Action plan issued by the Environmental Protection Agency last fall. The next phase includes spending \$52 million for work that will begin in June 2013, including \$10 million toward economic development in the North Country.

"Thanks to the leadership of U.S. Sen. Charles Schumer, Gov. Andrew Cuomo, the New York Power Authority and many other government officials, employees, union leaders and community members, we are ready to take this important step toward modernizing our Massena facilities," said Alcoa Executive Vice President and President of Global Primary Products Chris Ayers. "Modernizing Massena will help us move farther down the aluminum cost curve and secure Alcoa's place as a vital part of the North Country's economy for decades to come."

## News Filters

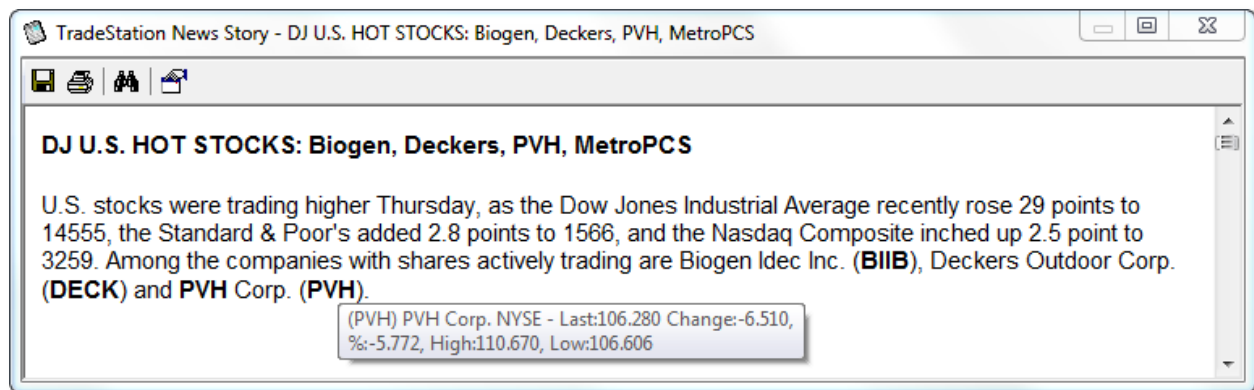
You can create one or more news filters within the same News window, based on Symbols, Symbol Lists, Keywords or just view All Headlines. To continue inserting News filters, click on the **Insert – Filter...** menu sequence or right-click inside the Filters pane and click **Insert Filter...** from the right-click menu.

You may also filter your news by **Category** and/or **Providers**. Click on the **Format – Filter...** menu sequence, click on **Providers**, uncheck the **Display news for all available providers** checkbox and click the **Edit** button. From the **Categories** or **Sources** tab, select **Custom**, click on **Add** and the **Categories** or **Sources** dialog displays, allowing you to select different options.



## ActiveQuotes

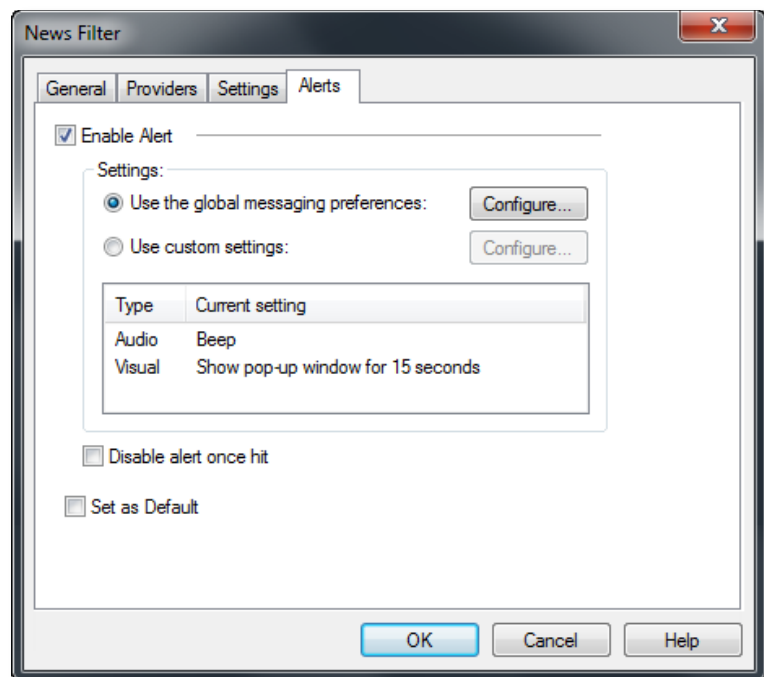
An ActiveQuote™ is a tool tip containing current price information for a symbol displayed in the Story pane. To view an ActiveQuote, allow your pointer to hover over a symbol. To update the price information in an ActiveQuote, move your pointer away from the symbol momentarily and return it to the symbol; it will then show the updated price information. You may also append these symbols to Custom Symbols Lists or create separate News Filters by right-clicking on them and selecting **Append <Symbol> to Custom Symbol List...** or **Add <Symbol> as a Symbol Filter** respectively from the right-click menu.



## News Alerts

You can set up an alert for a specific news filter so that you are notified when a story meeting that filter's criteria is received. To turn on an alert, right-click on a news filter and click **Enable Alert for <News Filter>**. You may also click on **Format – Filter... menu sequence** and click the **Alerts** tab.

In the **Alerts** tab you may click on the **Configure** button to modify the audio and visual settings of alert messages.



## Research Window

The Research window displays company research and fundamental data for a symbol. To open a Research window, click the **Research** icon from the TradingApps Launcher. When you open a new Research window, it is automatically based on the most recently used symbol. You can use the Command Line to change the symbol or enter a symbol name into the **Symbol** box of the Research window.



The Research window contains tabs located near the top of each page that link to each research page. Click on a link name to navigate to another page. Research window pages include Highlights, Profile, Valuation, Profitability, Capitalization, Quarterly Results, Financial Strength and Industry Comparisons.

TradeStation Research - <http://www.tradestationfundamental.com/highlights.asp?ticker=MS...>

Symbol:   **Microsoft Corporation - MSFT (NASDAQ)**

Highlights Profile Valuation Profitability Capitalization Quarterly Results Financial Strength Industry Comparisons

Earnings		Price & Volume	
EPS Incl Extra (TTM)	1.82	Recent Price	28.61
P/E Incl Extra (TTM)	15.69	52 week high	32.89
EPS Growth 3 Yr	7.22	52 week low	26.26
EPS Growth 5 Yr	7.01	Volume 3 Month Average	45.11
EPS Growth 10 Yr	15.26	Beta	0.94

Revenue		Capitalization	
Revenue / Share (TTM)	8.62	Market Capitalization (Mil)	239,602.50
Revenue / Share growth 5 Yr	10.88	Shares Out Current (Mil)	8,376.25
		Float (Mil)	7,597.51

Dividends		Financial Strength	
Dividends / Share	0.80	Quick Ratio (MRQ)	2.76
Dividend Yield	3.22	Current Ratio (MRQ)	2.81
Dividend Record Date	5/16/2013	Total Debt / Equity (MRQ)	19.55
Dividend Growth Rate 3 Yr	14.87		

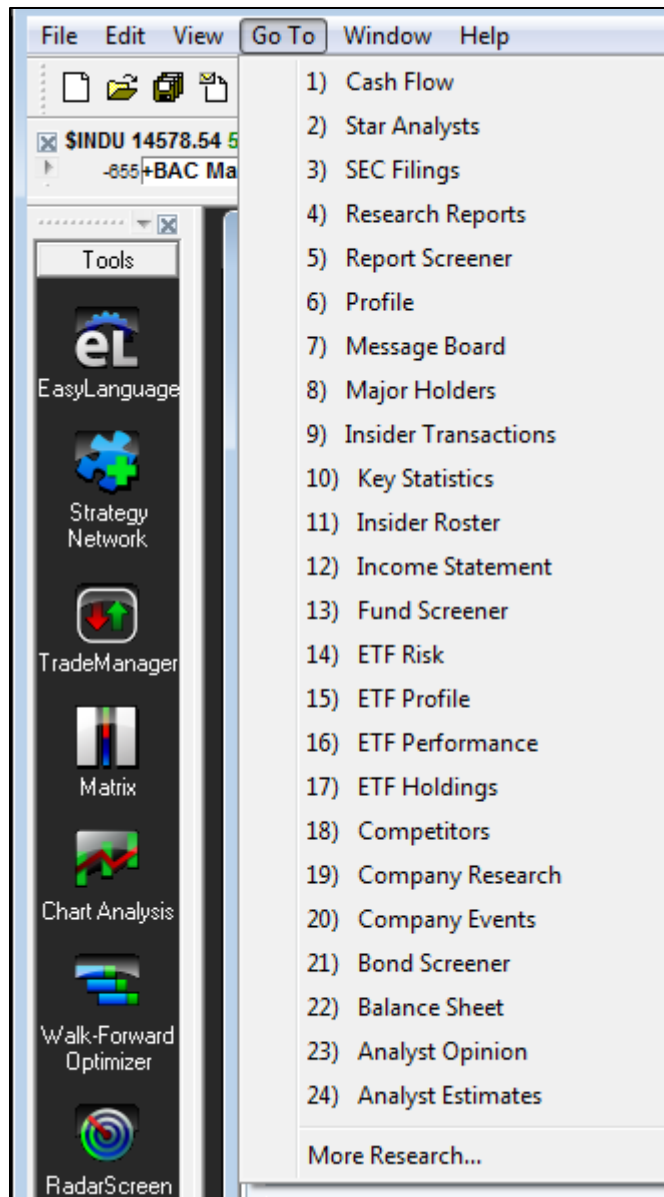
Profitability		Management Efficiency	
Gross Margin (TTM)	75.35	ROA (TTM)	12.83
Operating Margin (TTM)	26.76	ROE (TTM)	22.62
Net Profit Margin Percent (TTM)	21.20	ROI (TTM)	NMF
Return on Avg Equity (TTM)	22.62		
Return on Avg Assets (TTM)	12.83		

AMRQ = Annualized Most Recent Quarter FY = Fiscal Year Mil = Millions MRQ = Most Recent Quarter  
 PQ = Previous Quarter TTM = Trailing Twelve Months YOY = Year over Year YTD = Year to Date  
 NMF = No Meaningful Data

Pricing and volume data as of 3/28/2013  
 Copyright 2013 Reuters. [Click Here](#) for Limitation and Restrictions on Use

## Internet Research Links

Research links point directly to websites where you can find information about symbols, such as company profiles or earnings reports. Research links are built dynamically based on the symbol selected. You may right-click on any symbol from a window in TradeStation (i.e., Chart Analysis, RadarScreen, etc.), select **Create** and click on **Research for <Symbol>** to automatically open a new browser window and display information related to that symbol. Then click on the **Go To** menu to access a list of built-in research links.



You can create a research link to any web page that includes a symbol as part of its URL address. To do this, copy the URL and paste it into a text editor.

Use [symbolchar] to replace the first letter of the symbol and/or [symbolname] to replace the full symbol name.

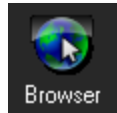
From the Menu bar, click on the **File - Save As** menu sequence to save the file to the drive where TradeStation is installed (in the Program Files\TradeStation\Internet directory). You need to save the file with an .irl extension.

The research link is now added to your Research link list and will appear using the **Go To** menu sequence from a Research window.

You can delete a Research link so that it no longer appears in the Research link list. From the **Go To** menu, select **More Research**. Select a Research link from the list, click on **Delete** and then click on **Close**.

## Browser Window

You can use the Internet Browser to access the Internet within TradeStation. You can open one or more Internet Browser windows and save them within your workspace just as you would any other window.



The Browser includes all basic web functionality. You can navigate to websites by entering the appropriate web address in the URL address box. Your addresses are saved in a drop-down list, so that you can easily access them if you want to return to a previously visited site. To access the Browser window, click on the **Browser** icon in the TradingApps Launcher.

The screenshot shows a web browser window titled "TradeStation Browser - Where is the TradeStation Support Center? | TradeStation". The page features a navigation bar with links for "TradeStation", "Strategy Network", "Developer Center", and "Prime Services". A search bar and a "Client Center" link are also visible. The main content area is titled "Where is the TradeStation Support Center?" and includes a welcome message and three columns of information:

- TradeStation Client Center:** The TradeStation Client Center is our new customer portal. Through the new Client Center you can manage all aspects of your accounts and subscriptions, such as:
  - Change your username and password
  - View positions and account balances
  - View statements and tax information
  - Deposit or withdrawal funds
  - Add/Remove optional data services
  - View our Easy to Borrow List
- TradeStation Education Center:** The TradeStation Education Center is home to our award winning\* education and support resources. Learning materials offered here span a variety of media types, such as:
  - Live and on-demand events
  - Video tutorials and quick tips
  - Free books and downloads
  - Idea generating analysis concepts
  - Analytical techniques and trading methods
- TradeStation Community:** The TradeStation Community offers thousands of topic threads in our discussion forums, and hundreds of informative articles written and organized by other TradeStation users in the TraderWiki. Popular topics in the Community include:
  - TradeStation and EasyLanguage Support
  - EasyLanguage File Library
  - Strategy Back-testing and automation
  - Trade & Money management
  - Enhancement Suggestions



## TradeStation Ticker Bar

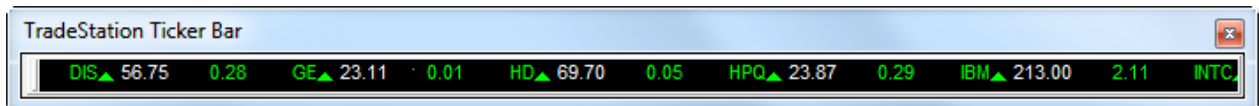
The TradeStation Ticker Bar allows you to keep track of real-time quotes and news headline updates. To launch the Ticker Bar, click on the **Start – All Programs – TradeStation – TradeStation Ticker Bar** menu sequence. You may also click on **View – Ticker Bar** from the TradeStation platform.

When launching the TradeStation Ticker Bar, the Hot Lists ticker is automatically displayed and updates the ranking of symbols every 30 seconds. Once the TradeStation Ticker Bar is launched, the News and Quotes tickers can be added and customized to the Ticker Bar for your personal preference. The Ticker Bar can be used without opening the platform, but it is necessary to log into the TradeStation Network if the platform is not running.

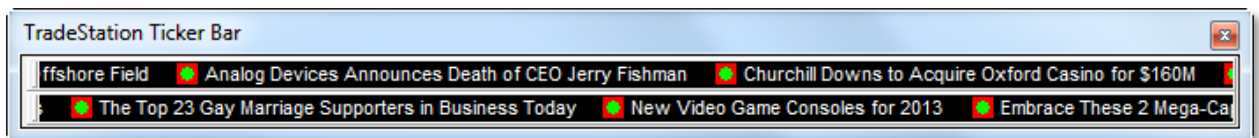
To add additional Hot Lists Tickers, Quotes Tickers or News Tickers, right-click on the Ticker Bar.



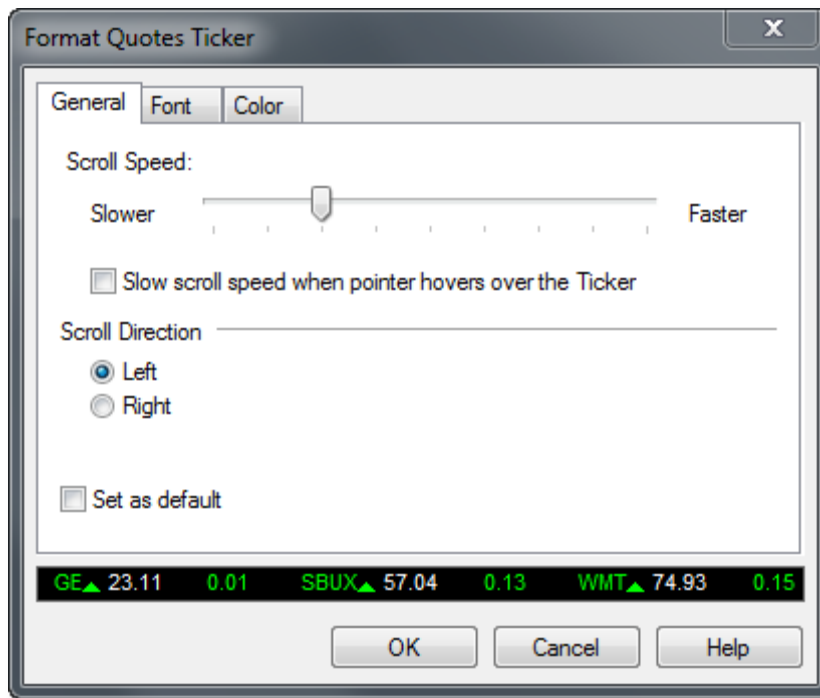
Quotes tickers offers real-time quote information such as last price, net change and total volume. When you add the Quotes ticker to the TradeStation Ticker Bar, you will be prompted to search or add individual symbols, use one of the industry-standard or index lists included with TradeStation, or use your own custom symbol list.



News tickers provide a way to monitor real-time headlines from over 40 news sources. Once you add the News ticker to your TradeStation Ticker Bar, you will be prompted to select all headlines for the current day, by symbol or symbol lists, or by using a keyword from the News filters dialog.



The headlines are color-coded to indicate whether the headline is scrolling by for the first time (indicated by a green dot inside a red box) and whether you have already read the story (indicated by a gray dot). Unread stories are shown in white text, while stories that you have read are displayed in gray text. You can modify the colors used to indicate read/unread stories by using the color and font settings.



Right-click on a Quotes Ticker or any other type of ticker and click Format Ticker from the right-click menu.

Here you may adjust the scroll speed, the scroll direction, the font style and size and the colors. To use these settings for all Ticker Bars created going forward, check the **Set as default** checkbox.

Any changes made to the Ticker Bar are automatically saved and will be visible when the Ticker Bar is opened again.

Double-clicking on any news headline from a News Ticker will open the story pane. Double-clicking on a quote from a Quotes Ticker will open the **Quick Quote Window**.

## Quick Quote Window

The Quick Quote window provides a snapshot of a symbol's information, including its price, trade and volume. Quick Quote is independent of the TradeStation Desktop and windows, and operates outside of the TradeStation Desktop, similar to the Ticker Bar and Message Center.

Description	Exch	Last	Net Chg	Net %Chg	Trade Dir
American Express	NYSE	67.47	0.32	0.48%	↗↘↔↖↗
Bid	Ask	Open	High	Low	Close
65.00	67.55	67.23	67.48	67.00	67.46
Trades	Volume Today	Trade Time	Trade Date		
21,292	4,355,496	06:53:52 PM	03/28/13		

---

**IMPORTANT INFORMATION:**

No offer or solicitation to buy or sell securities, securities derivative, futures Products or off-exchange foreign currency (forex) transactions of any kind, or any type of trading or investment advice, recommendation or strategy, is made, given or in any manner endorsed by any TradeStation affiliate and the information made available on this Website is not an offer or solicitation of any kind in any jurisdiction where any TradeStation affiliate is not authorized to do business, including but not limited to Japan.

Past performance, whether actual or indicated by historical tests of strategies, is no guarantee of future performance or success. There is a possibility that you may sustain a loss equal to or greater than your entire investment regardless of which asset class you trade (equities, options futures or forex); therefore, you should not invest or risk money that you cannot afford to lose. Options trading is not suitable for all investors. Your account application to trade options will be considered and approved or disapproved based on all relevant factors, including your trading experience. Please click here to view the document titled [Characteristics and Risks of Standardized Options](#). Before trading any asset class, customers must read the relevant risk disclosure statements on our [Other Information](#) page. System access and trade placement and execution may be delayed or fail due to market volatility and volume, quote delays, system and software errors, Internet traffic, outages and other factors.

TradeStation Group, Inc. Affiliates: All Proprietary technology in TradeStation is owned by TradeStation Technologies, Inc. Equities, equities options, and commodity futures Products and services are offered by TradeStation Securities, Inc. (Member [NYSE](#), [FINRA](#), [NFA](#) and [SIPC](#)). TradeStation Securities, Inc.'s SIPC coverage is available only for equities and equities options accounts. Forex Products and services are offered by TradeStation Forex, a division of IBFX, Inc. (Member NFA).

Copyright © 2001-2013 TradeStation Group, Inc.