



Black Bear Football

2019 Game Notes / Weekly Release

@BlackBearsFB | #Elevate

Associate Athletic Director Communications/Football Contact: Tyson McHatten Email: Tyson.McHatten@maine.edu
Phone: (207) 581-3596 Address: 5747 Memorial Gymnasium, Orono, ME 04469 Website: www.GoBlackBears.com

Game #11

(rv/--) **Maine (5-5, 3-3 CAA) vs.**

Rhode Island (2-8, 0-6 CAA)

▶ GAME INFORMATION

When _____ Saturday, Nov. 16
Where _____ Orono, Maine
Stadium (Capacity) _____ Alford Stadium (10,000)
Surface _____ FieldTurf
Kickoff _____ 12:08 p.m.
Series Record _____ Maine leads, 60-34-3
Current Series Winning Streak _____ Maine +12

▶ TOP 25 RANKINGS

(STATS INC./FCS COACHES)

Maine _____ rv/--
Rhode Island _____ --/--

▶ HEAD COACHES

Maine _____ **Nick Charlton (Boston College '11)**
Career Record (Seasons) _____ 5-5 (First)
vs. Rhode Island _____ 0-0
Rhode Island _____ **Jim Fleming**
Career Record at URI (Seasons) _____ 15-51 (6th)
vs. Maine _____ 0-5

▶ TELEVISION/WEB STREAM

WV7I/WFVX/WPME: Jim Churchill (pxp), Bryan Stackpole (analyst), Andrew Badillo (sideline)

▶ RADIO

The game will be broadcast throughout the state of Maine on the Black Bear Sports Network. Rich Kimball (play-by-play) and Bob Lucy (color) will handle the call of the game. Kimball and Lucy are in their 23rd season of calling Black Bear football, and Friday's game will be the 265th Black Bear football game for the duo.

City _____ **Affiliate**
Augusta _____ WVQM-FM 101.3
Bangor _____ WVOM-FM 103.9
Portland _____ WLOB-AM 1310
Rockland _____ WVOM-FM 95.1
Rockland _____ WVOM-AM 1450

▶ INTERNET

The game can be heard live over the internet at www.GoBlackBears.com and on the TuneIn app. Click on the "Listen" link on the Football schedule to hear the call of the game! Live, in-game stats will also be provided at www.GoBlackBears.com (.)

▶ INSIDE THIS ISSUE

Rhode Island Game Quick Facts	1
Media Information	2
Broadcaster's Guide	3
Maine Rosters	4-5
Maine/URI Depth Charts	6-7
Coach Charlton	8
Series Notes	9
Season Standing Notes	10
Record When/National Polls	11
Around the CAA/Opponents	12
Last Time It Happened/Quick Facts	13
Off./Def. Players to Watch	14-15
Individual Career Highs	16-17
Career Individual Numbers	18-21
NCAA Statistical Rankings	22-23
Statistics	24-37
Box Scores	38-41

Rhode Island Game Storylines

✓Maine hosts Rhode Island in the 98th meeting between the longtime conference rivals. Maine enters play riding a three-game win streak after a 31-17 victory at Elon last Saturday and will look to climb above .500 overall and in league play.

✓The Black Bears square off with Rhode Island, its second longest tenured opponent behind New Hampshire (107). Maine owns a 60-34-3 mark all-time against the Rams and have won each of the last 12 meetings and 17 of the last 18. Maine holds a nine game home win streak against the Rams as the Black Bears have not lost to Rhode Island at Alford Stadium since 1998. Maine is 37-18-3 all-time at home against the Rams. Maine has also won six-straight on the road in the series. The two teams first met in 1911, a 3-0 victory by the Rams in Orono. A year ago, Maine came away with a thrilling, 38-36 victory thanks to Kenny Doak's 39-yard field goal as time expired. The Black Bears outscored Rhode Island 24-6 over the final 20 minutes of the contest, including battling back from 16 down midway through the third quarter. Chris Ferguson tallied a career-high 30 completions in the game.

✓A week ago, the Black Bears jumped out to a 28-0 lead in the first 10:18 at Elon before cruising to a 31-17. In the victory, Maine's third-straight, Joe Fagnano threw for 320-yards on 20-of-29 passing to go along with two touchdown passes to help lead him to a CAA Co-Rookie of the Week accolade. Earnest Edwards registered five receptions for 153-yards and a touchdown and moved into second on Maine's all-time receiving yards list with 2,523 yards. Edwards also has recorded a touchdown in 15 of his last 16 games. Defensively, Maine racked up its second-highest sack total of the year (6) and held the Phoenix to just 93 total yards in the first half while forcing a pair of turnovers.

✓Rhode Island enters play coming off a 55-19 loss at William & Mary. The Rams are 1-4 in their last five and still searching for their first CAA win of the season (0-6). Rhode Island, 1-5 on the road this season and 0-3 on the road in league play, is led by its pass attack and quarterback Vito Priore who leads the CAA with 2,907 passing yards, averaging a league-leading 290.7 yards per game. Rhode Island also features the second (Aaron Parker 104.5) and fourth (Isaiah Coulter 95.3) ranked receivers in the league in terms of receiving yards.

✓The contest will feature the top two passing offenses in the CAA in Maine (1st-315.9) and Rhode Island (2nd-312.6). Maine will look to exploit the Rhode Island defense which ranks last in the CAA in points allowed (34.7) and total defense (452.6).

Tale Of The Tape

Team Statistics

Maine (CAA rank)	Category	Rhode Island (CAA rank)
30.8 (5)	Points	25.7 (7)
441.4 (3)	Total Offense	404.3 (5)
125.5 (10)	Rushing Yards	91.7 (12)
315.9 (1)	Passing Yards	312.6 (2)
10/26	Rushing TDs / Passing TDs	9/21
31:52 (T-1)	Offensive Time of Possession	31:52 (T-1)
29.5 (11)	Points Allowed	34.7 (12)
362.0 (2)	Total Defense	452.6 (12)
156.1 (6)	Rushing Yards Allowed	237.6 (12)
205.9 (2)	Passing Yards Allowed	215.0 (3)
23/14	Rushing / Passing TDs Allowed	23/22
28:08	Defensive Time of Possession	28:08
-6 (12)	Turnover Margin	-2 (9)

Individual Active Leaders

Maine	Category	Rhode Island
J. Fagnano (1,436)	Passing Yards	V. Priore (2,907)
J. Fagnano (14)	Passing TDs	V. Priore (19)
J. Fitzpatrick (504)	Rushing Yards	Z. Bryant (493)
J. Fitzpatrick (6)	Rushing TDs	Z. Bryant (4)
J. Blair (57)	Receptions	A. Parker (71)
E. Edwards (979)	Receiving Yards	A. Parker (1,045)
E. Edwards (9)	Receiving TDs	A. Parker/I. Coulter (8)
T. Lowe (74)	Tackles	B. Javier-Castillo (97)
K. Whitaker (8.0)	Sacks	B. Javier-Castillo (3.0)
K. Whitaker (15.0)	TFL	B. Javier-Castillo (10.5)
R. Carr, O. Jean-Charles (1)	Interceptions	M. Mbye (5)
J. Blair (12.9)	Punt Return Avg.	A. Dorsey (10.3)
E. Edwards (31.3)	Kick Return Avg	A. Dorsey (26.4)

2019 Black Bear Schedule

Overall: 5-5 CAA: 3-3 Home: 2-2 Road: 3-3 Neutral: 0-0

Date	Opponent (Rank)	Sco./Time	Attend.	TV/Web	Game Note(s)
8/30	Sacred Heart (rv/--)	W, 42-14	7,478	FloFootball.com	Ferguson passes for career-high 423 yds
9/7	at Georgia Southern	L, 18-26	17,202	ESPN+	Three Black Bears go over 70-yards receiving
9/14	Towson* (8/8)	L, 23-45	6,256	FloFootball.com	Ferguson tosses for 400+ for 2nd time this year
9/21	at Colgate	W, 35-21	5,606	Stadium	Edwards returns pair of kickoffs for TDs
9/28	at Villanova* (8/13)	L, 17-33	10,071	FloFootball.com	Blair records career-high 12 receptions
10/12	Richmond*	L, 17-24	5,126	WV7I/WFVX/WPME	Maine rushes for season-high 208 yards
10/19	at Liberty	L, 44-59	18,657	ESPN+	Fagnano throws for 445-yards, 5 TDs
10/26	William & Mary*	W, 34-25	8,123	WV7I/WFVX/WPME	Blair tallied two TD catches, 115-yards rec.
11/2	at UAlbany* (rv/rv)	W, 47-31	3,315	FloFootball.com	Highest point output of year, defense force 3 TOs
11/9	at Elon* (rv/rv)	W, 31-17	4,424	FloFootball.com	Black Bears take 28-0 lead in first quarter
11/16	Rhode Island*	12:08 p.m.	--	WV7I/WFVX/WPME	Senior Day
11/23	at New Hampshire* (rv/--)	1:00 p.m.	--	FloFootball.com	Border Battle/Battle for Brice-Cowell musket

All Times ET // *-CAA Contest // Stats Inc. / FCS Coaches Top 25 Polls)

Media Information

Interview Policies

▶ INTERVIEWS

All requests for player interviews, either in person or via phone, must be requested through the Maine Athletic Media Relations Office and Associate AD for Media Relations Tyson McHatten at (207) 581-3596 or by email at tyson.mchatten@maine.edu

Typical Weekly Interview Availability Schedule:

Monday _____ Off Day
 Tuesday _____ After practice (approx. 10 a.m.)
 Wednesday _____ Closed
 Thursday _____ Closed
 Friday _____ Travel Day or Alford Stadium walk-thru
 Practices end approximately around 10 a.m. Media members wishing to do interviews after practice are advised to arrive on campus by 9:30 a.m., to ensure interviews will be conducted.

▶ PRACTICE

All practices are open for the media to attend. Interviews can be conducted with players and coaches immediately following practice.

Weekly Release/Game Notes

▶ MAINE FOOTBALL WEEKLY RELEASE / GAME NOTES

Maine game notes for the upcoming week's contest will be made available on either Tuesday evening or first thing on Wednesday morning. Notes will be posted on GoBlackBears.com, and emailed out to local, regional and national media who follow the team. Media members wishing to be put on the email list for game notes should contact Tyson McHatten at tyson.mchatten@maine.edu(.

▶ CAA WEEKLY RELEASE

The CAA will post its weekly release by Monday evening on www.CAASports.com(.). The release includes notes on the week's upcoming games for all 11 conference teams, and a look back at the previous week. Complete team-by-team statistics will also be available in the weekly release. Media members wishing to be put on an email list so they can receive the CAA weekly release, should contact Rob Washburn at rwashburn@caasports.com(.).

Maine/CAA on the Web

▶ www.GOBBLACKBEARS.com

The official website of Maine athletics is www.GoBlackBears.com(.). The website is dedicated to all Black Bear varsity sports teams. Media who cover the Black Bear football program will find everything they need to stay current on the happenings of the program. The football page includes the latest news, statistics, game notes, rosters, bios, radio/TV information, depth charts and preseason practice reports. The football site also provides links to the CAA and NCAA sites.

▶ @BlackBearsFB

Follow the University of Maine football team on twitter at @BlackBearsFB for all of your up-to-the-minute news including live in-game updates, notes, results and all news releases.

▶ www.CAASPORTS.com

The official website for CAA Football is www.CAASports.com(.). The site features the latest news on all 12 schools, standings, schedules, statistics, national polls, weekly award winners (announced on Mondays) and team notebooks.

▶ CAA PRESSBOX

The CAA Pressbox can be found on the football page at CAASports.com(.). The site includes game notes/rosters/media guides/flip cards for every CAA team.

Listen to Maine Football

▶ COACH CHARLTON RADIO SHOW

The Coach Charlton Show made its season debut on Aug. 29., and will continue every Thursday all season long. Hosted by Brian Sullivan, the show covers an array of topics related to Maine football, and can be heard on the Black Bear Sports Network, on GoBlackBears.com and streamed on Facebook Live.

▶ CHARLTON ON THE RADIO IN BANGOR, PORTLAND, AND AUGUSTA

Throughout the regular season (beginning with the Sacred Heart week and running through the New Hampshire game and playoffs, Maine head coach Nick Charlton can be heard on radio stations throughout the state of Maine via the Black Bear Sports Network. Coach Charlton can be heard throughout the Bangor area all during game week via "Inside Black Bear Sports" segments on WVOM 103.9 FM. Those same "Inside Black Bear Sports" segments can also be heard in the Augusta and Rockland areas on WVQM 101.3 FM, WSYY 1240 AM and WRKD 1450 AM. Charlton will also do a segment with Javier Gorriti on WJAB-AM (1440) and WJAB-FM (96.3) in Portland on Thursday afternoons (show airs 3-7 p.m.), every Monday at 4:15 on 'Downtown with Rich Kimball' on 620-AM in Bangor, and Wednesday's at 4:25 p.m. on The Drive (92.9 FM) in Bangor.

▶ WEEKLY CAA FOOTBALL COACHES TELECONFERENCE

The CAA Football coaches will hold a weekly teleconference for the media. The call will take place each Monday throughout the entire 2019 season. The scheduled calls will come to an end when the final CAA Football squad completes the 2019 NCAA FCS playoffs. Coaches will only participate in the postseason calls if their teams are still alive in championship play. Members of the media should contact Rob Washburn at the CAA office for the password to access the call.

Teleconference Schedule

10:00 _____ CAA Football Update
10:10 _____ Nick Charlton (Maine)
 10:20 _____ Ricky Santos (New Hampshire)
 10:30 _____ Curt Cignetti (James Madison)
 10:40 _____ Greg Gattuso (UAlbany)
 10:50 _____ Jim Fleming (Rhode Island)
 11:00 _____ Mark Ferrante (Villanova)
 11:10 _____ Danny Rocco (Delaware)
 11:20 _____ Tony Trisciani (Elon)
 11:30 _____ Chuck Priore (Stony Brook)
 11:40 _____ Russ Huesman (Richmond)
 11:50 _____ Mike London (William & Mary)
 12:00 _____ Rob Ambrose (Towson)

Statistical Updates

▶ MAINE STATISTICS

The final statistics of each Black Bear football game will be posted online at GoBlackBears.com immediately following each home football game and most road games. For some road games, final statistics will not be posted until Sunday morning. Up-to-date season statistics will be posted at GoBlackBears.com on Saturday night or Sunday morning.

▶ CAA STATISTICS

The CAA will post its up-to-date season statistics and rankings every Sunday throughout the season. Please visit www.CAASports.com throughout the day on Sunday to view those stats.

▶ NCAA STATISTICS

Updated NCAA statistics and rankings are available every Sunday. Go to www.NCAA.org(.). Click on statistics and follow the prompts.

Media Availability - Rhode Island Game Week

SUNDAY	MONDAY	TUESDAY	WEDNESDAY	THURSDAY	FRIDAY	SATURDAY
Off	CAA Teleconference 10 a.m.-12 p.m.; Charlton speaks at 10:10 a.m. No practice	Practice 8-10 a.m. Players/Coaches available after practice (Approx. 10 a.m.)	Practice 8-10 a.m.	Practice 8-10 a.m.	Walk Through/ Travel Day	Maine vs. Rhode Island (12:08 p.m.) TV: WVII/WFVX/WPME Radio: BBSN/TuneIn/ GoBlackBears.com

Pronunciation Guide

Pronunciations:

- Jared KITE (Jared Keyte)
- #9 KAY-on Whitaker (Kayon Whitaker)
- #11 JAH-Quon Blair (Jaquan Blair)
- #12 TAH-gee Lowe (Taji Lowe)
- #12 Joe Fag-YAHN-no (Joe Fagnano)
- #13 Jordan SWAN (Jordan Swann)
- #15 Ori GENE Charles (Ori Jean-Charles)
- #18 AH-lee-HAN-dro Oregon (Like the state)
- #19 David GEHelb (David Gelb)
- #23 Adrian OH-Tear-RO (Adrian Otero)
- #24 CAT-lee Joseph (Katley Joseph)
- #31 Kenny DOKE (ryhmes with Coke) – Kenny Doak
- #35 Derek DUAL (Derek Deoul)
- #41 Jeremiah DAD-eh-BOW (Jeremiah Dadeboe)
- #43 Jah-RON Grey-ER (Jaron Grayer)
- #44 SKY-ler Bowman (Skylar Bowman)
- #45 Michael LAH-ver-RE-Air (Michael Laverriere)
- #52 Jah-MEL Why-LEE (Jamehl Wiley)
- #58 Rah-fi-EL SAL-ah-moan (Raffaele Salamone)
- #62 Michael JER-ah-CHEE (Michael Gerace)
- #66 MAH-tie-US Stahl-SO (Matthias Staalsoe)
- #69 LEE-um Dobson (Liam Dobson)
- #71 Gunnar DOE-cos (Gunnar Docos)
- #76 Tyrie FRAN-Swah (Tyrie Francois)
- #83 Michael MOAN-ee-yos (Michael Monios)
- #84 JAY-vaughn SHEERS (Jayvaun Shears)
- #87 Jacob HEN-knee (Jacob Hennie)
- #92 Bryce COLE-ee (Bryce Colee)
- #99 Josh LEE-zin (Josh Lezin)

Coaches on the Field

Nick Charlton _____ Head Coach
 Michael Ryan _____ Defensive Coordinator/LB
 Jared Keyte _____ Special Teams/Safeties
 Pat Denecke _____ Assistant Head Coach/Run Game/Coord./Offensive Line
 Justin Flores _____ Wide Receivers
 Kurt von Bargaen _____ Defensive Line
 Makana Garrigan _____ Running Backs
 Sam Lenson _____ Special Teams Quality Control

Coaches in the Booth

Andrew Dresner _____ Offensive Coordinator/QB
 Mikahael Waters _____ Tight Ends
 Mikal Myers _____ Outside Linebackers
 Reggie Garrett _____ Cornerbacks
 Robert Smoloski _____ Undergraduate Offensive Assistant

Proper/Improper CAA Uses

School Name "Nickname"; Shortened Name _____ **Improper Use**
 Delaware "Blue Hens"; UD _____ UDel
 James Madison "Dukes"; JMU _____ Madison
 Maine "Black Bears"; UMaine _____ UMO
 New Hampshire "Wildcats"; UNH _____ -
 Rhode Island "Rams"; URI _____ -
 Richmond "Spiders"; UR _____ U of R
 CAA Football _____ Colonial

Coaching/Support Staff

► HEAD COACH

Nick Charlton _____ **Head Coach**
 Alma Mater _____ Boston College '11
 Career Record (Years) _____ 5-5 (First season)
 Record at Maine (Years) _____ 5-5 (First season)

► ASSISTANT COACHES

Andrew Dresner _____ **Offensive Coordinator/QB**
 Years at Maine _____ Second season
 Alma Mater _____ Union College ('10)

Michael Ryan _____ **Defensive Coordinator/LB**
 Years at Maine _____ Sixth season
 Alma Mater _____ UConn ('11)

Jared Keyte _____ **Special Teams Coordinator/Safeties**
 Years at Maine _____ Fourth Season
 Alma Mater _____ Utica College ('12)

Pat Denecke _____ **Asst. Head Coach/Run Game Coordinator/OL**
 Years at Maine _____ Fourth season
 Alma Mater _____ Washington & Jefferson ('10)

Justin Flores _____ **Wide Receivers/Recruiting Coordinator**
 Years at Maine _____ Third season
 Alma Mater _____ UMaine ('15)

Kurt von Bargaen _____ **Defensive Line**
 Years at Maine _____ First season
 Alma Mater _____ East Carolina University ('09)

Makana Garrigan _____ **Running Backs**
 Years at Maine _____ First season
 Alma Mater _____ Nevada ('15)

Reggie Garrett _____ **Cornerbacks**
 Years at Maine _____ First season
 Alma Mater _____ Norfolk State ('12)

Mikal Myers _____ **Outside Linebackers**
 Years at Maine _____ First season
 Alma Mater _____ UConn ('17)

Mikahael Waters _____ **Tight Ends**
 Years at Maine _____ First season
 Alma Mater _____ Nevada ('16)

Sam Lenson _____ **Special Teams Quality Control**
 Years at Maine _____ First season
 Alma Mater _____ UMaine ('17)

Robert Smoloski _____ **Undergraduate Offensive Assistant**
 Years at Maine _____ First season
 Alma Mater _____ n/a

Jon Lynch _____ **Strength & Conditioning**
 Years at Maine _____ Fifth season
 Alma Mater _____ Westfield State ('11)

► SUPPORT STAFF

Shelby Coker _____ Equipment Manager
 Ryan Taylor _____ Head Football Athletic Trainer
 Team Doctors _____ Dr. Thompson McGuire MD - Orthopedic Surgeon;
 _____ Dr. Kenneth Morse MD Orthopedic Surgeon;
 _____ Dr. Cameron Trubey MD Sports Medicine
 Judson Walden _____ Director of Football Operations
 Tom Hanscom _____ Video Coordinator

2019 Numerical Roster

NO.	NAME	POS.	CL.	HT.	WT.	HOMETOWN	HIGH SCHOOL
1	Manny Patterson	DB	SR	5-10	180	Baltimore, MD	Mount St. Joseph
2	Devin Young	WR	SO	5-10	185	Binghamton, N.Y.	Binghamton
3	Richard Carr	DB	SO	5-8	185	Philadelphia, PA	St. Joseph's Prep
4	Joshua Huffman	DB	SR	5-10	180	Buffalo, N.Y.	Canisius
5	Charles Mitchell	DL	SR	6-1	295	Piscataway, N.J.	Piscataway
6	Deshawn Stevens	LB	JR	6-2	255	Toronto, Ontario	Kent School
7	Emmanuel Reed	RB	R-SR	5-8	195	Crestview, FL	Sebastian River/Buffalo
8	Jaron Grayer	LB	JR	5-11	230	Steelton, PA	Steelton-Highspire
9	Kayon Whitaker	DL	SR	6-3	255	Washington D.C.	Friendship Collegiate
10	Andre Miller	WR	JR	6-2	215	Old Town, ME	Old Town/Husson University
11	Jaquan Blair	WR	SR	6-2	205	Harrisburg, PA	Susquehanna Twp.
12	Taji Lowe	LB	SR	6-2	250	Stewartsville, N.J.	Phillipsburg
12	Joe Fagnano	QB	FR	6-3	220	Williamsport, PA	Williamsport
13	Jordan Swann	DB	R-SO	5-10	185	Baltimore, MD	St. Frances Academy/UConn
14	Chris Ferguson	QB	JR	6-4	230	Fort Washington, PA	La Salle College High
15	Ori Jean-Charles	TE	R-SO	6-2	225	Monsey, N.Y.	Spring Valley/Louisville
16	Ryan Walsh	QB	R-FR	6-2	200	Northport, N.Y.	Northport
17	Grant Hartley	QB	R-FR	6-2	215	Auburn, ME	Edward Little
18	Alejandro Oregon	DL	SR	6-2	270	Brooklyn, N.Y.	Lincoln
18	Zoltan Panyi	QB	FR	6-3	200	Old Orchard Beach, ME	Scarborough/Bridgton Academy
19	David Gelb	K/P	SO	6-0	180	Manalapan, N.J.	Manalapan
20	Max Roberts	DL	R-JR	6-1	250	Delaware, OH	Delaware Hayes/Salisbury/Fordham
21	Donovan Bunch	DB	FR	5-11	170	Atco, N.J.	Winslow Township
22	Curtis Murray	RB	FR	5-10	190	Upper Marlboro, MD	Riverdale Baptist
23	Adrian Otero	LB	SO	6-0	235	Hazleton, PA	Hazleton Area
24	Katley Joseph	DB	SO	5-11	175	Ottawa, Ontario	Canada Prep Academy
25	Jordan Rowell	RB	SO	6-1	210	Elmhurst, IL	Immaculate Conception/Northern Ill.
26	Myles Taylor	DB	R-FR	6-0	200	New Rochelle, N.Y.	New Rochelle
27	Joe Fitzpatrick	RB	R-SR	5-11	230	North Yarmouth, ME	Cheverus
28	Shaquille St-Lot	DB	SO	6-0	195	Montreal, Quebec	Vanier College
29	Donnell Henriquez	DB	SO	5-10	180	Harrisburg, PA	Harrisburg
30	Erick Robertson	DB	JR	6-0	190	Haddonfield, N.J.	Paul VI
31	Kenny Doak	K	JR	5-10	200	Perkasie, PA	Central Bucks West
31	Robby Riobe	DB	FR	5-11	180	Everett, MA	Everett
32	TJ Jones	LB	R-FR	6-0	198	Rochester, N.Y.	Aquinas Institute
33	Ernest Simon	DB	JR	5-9	175	Westwood, MA	Xaverian Brothers
34	Fred McAlpin	LB	R-FR	6-0	198	Mullica Hills, N.J.	Milford Academy
35	Derek Deoul	P	SR	6-3	215	Washingtonville, N.Y.	Washingtonville
36	Cameron Carson	K/P	FR	6-0	150	Leesburg, VA	Loudoun County
37	Satchel McKinney	DB	FR	5-9	160	Brandywine, MD	The Avalon School
38	Shawn Bowman	TE	R-FR	6-5	243	Bear, DE	Howard
39	Darius Minor	DB	SO	6-0	170	Locust Grove, VA	Orange County
40	Owen Elliott	LB	JR	6-0	240	Saco, ME	Thornton Academy
41	Jeremiah Dadeboe	DB	R-SR	6-1	205	York, PA	Central York/Univ. at Buffalo

2019 Numerical Roster

NO.	NAME	POS.	CL.	HT.	WT.	HOMETOWN	HIGH SCHOOL
42	Elijah Brooks	RB	JR	5-8	205	Fall River, MA	Durfee
43	Rhakim Williams	LB	R-JR	6-1	225	Worcester, MA	Doherty Memorial/UConn
44	Skylar Bowman	DL	JR	6-3	295	Hanover, PA	South Western
45	Michael Laverriere	TE	SO	6-1	233	Arundel, ME	Thornton Academy
46	Quincy Barber	DB	FR	6-0	180	Washington D.C.	Woodrow Wilson
47	Luke Brucher	TE	FR	6-6	180	Nantucket, MA	Nantucket
48	Carter Tomalossoff	RB	FR	5-11	170	Bucksport, ME	Bucksport
49	Gordon Beckwith	LB	FR	6-0	195	Lewiston, ME	Lewiston/Kents Hill
49	Jake Maggio	LS	FR	5-9	165	Bridgewater, N.J.	Bridgewater-Raritan
50	Xavier Nurse	LB	FR	6-3	215	Brooklyn, N.Y.	Erasmus Hall
51	Adam Bertrand	LB	R-FR	5-10	200	Pittsfield, ME	MCI
52	Jamehl Wiley	DL	SO	6-2	250	New Castle, DE	St. Frances Academy
53	Kolin Demens	LB	FR	6-2	205	Detroit, MI	Detroit Country Day/Avon Old Farms
54	Lincoln Ibanda	DL	R-JR	6-0	235	Malden, MA	Malden
55	Da'Mire Hutchinson	LB	R-FR	6-0	267	Somerdale, N.J.	Sterling
56	Jacob Tuiaosopo	DL	FR	6-5	263	Waldorf, MD	North Point
58	Raffaele Salamone	DL	SO	6-3	266	Portland, ME	Deering
59	Isaiah Martinez	LB	FR	6-0	215	Union, N.J.	Union
61	Justin Williford	OL	FR	6-0	290	Melville, N.Y.	St. Anthony's
62	Michael Gerace	OL	SO	6-4	285	Bel Air, MD	John Carroll
64	Vincent Schell	OL	R-FR	6-4	295	Oceanside, N.Y.	Oceanside
66	Matthias Staalsoe	OL	SO	6-3	305	Copenhagen, Denmark	The Taft School (CT)
67	Tyler Royal	OL	R-SO	6-3	320	Raleigh, N.C.	Millbrook/Cheyney University
68	Robert Smoloski	OL	JR	6-1	260	Wye Mills, MD	St. Mary's
68	Bryan Hanly	OL	FR	6-0	255	Quincy, MA	Milton Acad./Bridgton Acad.
69	Liam Dobson	OL	JR	6-3	340	Ottawa, Ontario	Canada Prep Academy
70	Migel Garcia	OL	SR	6-4	304	Uvalde, TX	Uvalde
71	Gunnar Docos	OL	JR	6-5	309	Harrison, ME	Oxford Hills
73	Corey Moore	OL	JR	6-4	331	St. Louis, MO	College of the Sequoias
74	Anthony Griffin	OL	FR	6-7	250	Scarborough, ME	Scarborough/Bridgton Academy
75	Chris Mulvey	OL	JR	6-2	300	Poughkeepsie, N.Y.	Our Lady of Lourdes
76	Tyler Francois	OL	R-FR	6-5	341	Auburndale, FL	Auburndale
77	Kevin Jones	OL	R-FR	6-6	292	Coatesville, PA	Bishop Shanahan
78	Zachary Reed	OL	FR	6-5	325	Scarborough, ME	Scarborough
79	Max Lovblad	OL	FR	6-7	304	Marsta, Sweden	Arlandagymnasiet/Arlanda Jets
80	Jamie Lamson	WR	FR	6-1	190	Southington, CT	Southington
81	Earnest Edwards	WR	SR	5-10	175	Rochester, N.Y.	Aquinas Institute
82	Kevin Falaki	TE	R-SR	6-6	250	Assonet, MA	Apponequet Regional/Assumption
83	Michael Monios	WR	FR	5-10	170	Montreal, Que.	Choate Rosemary Hall
84	Jayvaun Shears	WR	SO	5-9	165	McKeesport, PA	McKeesport
86	Damon Osmond	WR	SO	5-11	190	Bath, ME	Morse
87	Jacob Hennie	WR	SO	5-11	185	Corona, CA	Santiago
88	Daniel Rymer	TE	SO	6-4	221	Cambridge, MA	Cambridge, Rindge & Latin
89	Connor Zamara	TE	FR	6-5	243	Rochester, N.Y.	McQuaid Jesuit
90	Khairi Manns	DL	FR	6-3	230	New Rochelle, N.Y.	New Rochelle
91	Kevin Winston	LB	R-FR	6-0	215	Jersey City, N.J.	Lincoln
92	Bryce Colee	LS	JR	6-1	230	Tampa, FL	Freedom
93	Brian Coeey	K/P	FR	6-2	185	Blackwood, N.J.	Highland Regional
94	Kevin Deree	LB	R-FR	6-0	225	Halifax, MA	Thayer Academy
95	Justin Sambu	DL	R-FR	6-3	285	Rocky View, Alberta	Clarkson North
96	John Williams	K/P	FR	6-1	170	Portland, ME	Portland
97	Garrett Graham	DL	R-FR	6-3	255	Veazie, ME	Brewer
98	Jonathan Smith-Cobb	DL	R-FR	6-1	224	Townsend, DE	Middletown
99	Josh Lezin	DL	R-FR	6-1	283	Jackson, N.J.	Lakewood

Depth Chart / Game-By-Game Starters / Career Starts

Start Chart

► OFFENSE

Player	2019	Career
Mulvey (OL)	10	30
Edwards (WR)	7	29
Ferguson (QB)	6	27
Dobson (OL)	10	24
Blair (WR)	10	18
Gerace (OL)	10	17
Docos (OL)	1	13
Young (WR)	7	10
Staalsoe (OL)	10	10
Sh. Bowman (TE)	10	10
Garcia (OL)		8
Fitzpatrick (RB)	4	9
Miller (WR)	6	7
Royal (OL)	8	8
Reed (RB)	4	4
Fagnano (QB)	4	4
Smoloski (OL)		1
Walsh		1
Jean-Charles (TE)	1	1
Schell (OL)	1	1
Rymer (TE)	1	1

► DEFENSE

Player	2019	Career
Patterson	8	42
Whitaker (DE)	10	32
Mitchell (DL)	9	28
Lowe (LB)	9	28
Oregon (DT)	9	23
D. Stevens (LB)	1	17
Wiley (DL)	6	17
Grayer (LB)	5	16
Huffman (CB)	11	15
Joseph (DB)	7	14
Sk. Bowman (DT)	3	10
St. Lot (CB)	5	10
Otero (LB)	10	11
Carr (DB)	8	8
Taylor (LB)	5	5
Robertson (DB)	1	2
Swann (CB)		1
Roberts (DE)	2	2

Depth Chart

Offense

WR	81	Earnest Edwards	Sr.	5-10	175
	2	Devin Young	So.	5-10	185
LT	67	Tyler Royal	R-So.	6-3	320
	71	Gunnar Docos	Jr.	6-5	309
LG	66	Matthias Staalsoe	So.	6-3	305
	70	Migel Garcia	Sr.	6-4	304
C	75	Chris Mulvey	Jr.	6-2	300
	64	Vincent Schell	R-Fr.	6-4	295
RG	62	Michael Gerace	So.	6-4	285
	76	Tyrie Francois	R-Fr.	6-5	341
RT	69	Liam Dobson	Jr.	6-3	340
	73	Corey Moore	Sr.	6-4	331
TE	38	Shawn Bowman	R-Fr.	6-5	243
	88	Daniel Rymer	So.	6-4	221
QB	12	Joe Fagnano	Fr.	6-3	220
	17	Grant Hartley	R-Fr.	6-2	215
TB	27	Joe Fitzpatrick	R-Sr.	5-11	230
	7	Emmanuel Reed	R-Sr.	5-8	195
WR	11	Jaquan Blair	Sr.	6-2	205
	83	Mike Monios	Fr.	5-10	170
WR	10	Andre Miller	Jr.	6-2	215
	87	Jacob Hennie	So.	5-11	185

Special Teams

P	35	Derek Deoul	Sr.	6-3	215
	93	Brian Cooley	Fr.	6-2	185
PK	31	Kenny Doak	Jr.	5-10	200
	36	Cameron Carson	Fr.	6-0	150
KO	93	Brian Cooley	Fr.	6-2	185
	36	Cameron Carson	Fr.	6-0	150
LS	92	Bryce Colee	Jr.	6-1	230
	49	Jake Maggio	Fr.	6-0	165
SS	92	Bryce Colee	Jr.	6-1	230
	49	Jake Maggio	Fr.	6-0	165

Defense

DE	9	Kayon Whitaker	Sr.	6-3	255
	20	Max Roberts	R-Jr.	6-1	250
NT	5	Charles Mitchell	Sr.	6-1	295
	44	Skylar Bowman	Jr.	6-3	295
DT	18	Alejandro Oregon	Sr.	6-2	270
	99	Josh Lezin	R-Fr.	6-1	283
DE	52	Jamehl Wiley	So.	6-2	250
	20	Max Roberts	R-Jr.	6-1	250
ROVER	26	Myles Taylor	R-Fr.	6-0	200
	15	Ori Jean-Charles	R-So.	6-2	225
MIKE	12	Taji Lowe	Sr.	6-2	250
	40	Owen Elliott	Jr.	6-0	240
WILL	23	Adrian Otero	So.	6-0	235
	43	Rhakim Williams	R-Jr.	6-1	225
CB	28	Shaquille St-Lot	So.	6-0	195
	33	Ernest Simon	Jr.	5-9	175
SS	4	Joshua Huffman	Sr.	5-10	180
	30	Erick Robertson	Jr.	6-0	190
FS	3	Rich Carr	So.	5-8	185
	41	Jeremiah Dadeboe	R-Sr.	6-1	205
CB	24	Katley Joseph	So.	5-11	175
	13	Jordan Swann	R-So.	5-10	185

Special Teams

PR	11	Jaquan Blair	Sr.	6-2	205
	10	Andre Miller	Jr.	6-2	215
KR	81	Earnest Edwards	Sr.	5-10	175
	2	Devin Young	So.	5-10	185
	27	Joe Fitzpatrick	R-Sr.	5-11	230
	22	Curtis Murray	Fr.	5-10	190
H	35	Derek Deoul	Sr.	6-3	215
	19	David Gelb	So.	6-0	180

Game-by-Game Starters

Offense

Opponent	WR/TE	LT	LG	C	RG	RT	TE/WR	QB	TB/FB	WR	TE/WR
Sacred Heart	Young	Docos	Staalsoe	Mulvey	Gerace	Dobson	Sh. Bowman	Ferguson	Reed	Blair	Miller
at Georgia Southern	Young	Royal	Staalsoe	Mulvey	Gerace	Dobson	Sh. Bowman	Ferguson	Reed	Blair	Miller
Towson	Young	Royal	Staalsoe	Gerace	Mulvey	Dobson	Sh. Bowman	Ferguson	Reed	Blair	Edwards
at Colgate	Edwards	Royal	Staalsoe	Gerace	Mulvey	Dobson	Sh. Bowman	Ferguson	Reed	Blair	Miller
at Villanova	Young	Royal	Staalsoe	Gerace	Mulvey	Dobson	Sh. Bowman	Ferguson	Fitzpatrick	Blair	Edwards
Richmond	Miller	Royal	Staalsoe	Mulvey	Gerace	Dobson	Sh. Bowman	Ferguson	Fitzpatrick	Blair	Jean-Charles
at Liberty	Young	Royal	Staalsoe	Mulvey	Gerace	Dobson	Sh. Bowman	Fagnano	Miller	Blair	Edwards
W&M	Young	Schell	Staalsoe	Mulvey	Gerace	Dobson	Sh. Bowman	Fagnano	Fitzpatrick	Blair	Edwards
at UAlbany	Young	Royal	Staalsoe	Mulvey	Gerace	Dobson	Sh. Bowman	Fagnano	Miller	Blair	Edwards
at Elon	Edwards	Royal	Staalsoe	Mulvey	Gerace	Dobson	Sh. Bowman	Fagnano	Fitzpatrick	Blair	Rymer

Defense

Opponent	DE	NT	DT	DE	LB (Rover)	LB (Mike)	LB (Will)	CB	FS	SS	CB
Sacred Heart	Whitaker	Mitchell	Oregon	Sk. Bowman	Grayer	Stevens	Otero	Patterson	Carr	Huffman	St. Lot
at Georgia Southern	Whitaker	Mitchell	Oregon	Sk. Bowman	Grayer	Lowe	Otero	Patterson	Carr	Huffman	St. Lot
Towson	Whitaker	Mitchell	Oregon	Wiley	Grayer	Lowe	Otero	Patterson	Carr	Huffman	St. Lot
at Colgate	Whitaker	Mitchell	Oregon	Wiley	Taylor	Lowe	Otero	Patterson	Carr	Huffman	Joseph
at Villanova	Whitaker	Mitchell	Sk. Bowman	Wiley	Taylor	Lowe	Otero	Patterson	Robertson	Huffman	Joseph
Richmond	Whitaker	Mitchell	Oregon	Wiley	Taylor	Lowe	Otero	Patterson	Carr	Huffman	Joseph
at Liberty	Whitaker	Mitchell	Oregon	Wiley	Grayer	Lowe	Otero	Joseph	Carr	Huffman	St. Lot
W&M	Whitaker	Mitchell	Oregon	Roberts	Grayer	Lowe	Otero	Patterson	Carr	Huffman	Joseph
at UAlbany	Whitaker	Mitchell	Oregon	Roberts	Taylor	Lowe	Otero	Patterson	Carr	Huffman	Joseph
at Elon	Whitaker	Mitchell	Oregon	Wiley	Taylor	Lowe	Otero	Joseph	Carr	Huffman	St. Lot

Opponent Depth Chart

RHODE ISLAND TWO-DEEP

Offense

Left Tackle

74 Kyle Murphy (6-4, 312, SR)
78 Lorenzo Thompson (6-7, 285, R-FR)

Left Guard

61 Evan Lovell (6-4, 305, R-FR)
62 Dimitrios Gkountoudis (6-3, 300, FR)

Center

53 Raees Johnson (6-2, 294, SR)
64 Sebastian Delasoudas (6-2, 290, R-FR)

Right Guard

75 Nick Correia (6-5, 350, R-FR)
79 Montaner Fresilli (6-2, 290, FR)

Right Tackle

71 Kevin Lawrence (6-4, 310, SR)
78 Lorenzo Thompson (6-7, 285, R-FR)

Tight End

82 Caleb Warren (6-3, 235, SO)
87 Hunter Gorgas (6-5, 250, R-FR)

Quarterback

17 Vito Priore (6-2, 187, R-JR)
3 Darius Perrantes (6-0, 215, FR)

Running Back

23 Naim Jones (6-0, 210, SR)
32 Justice Antrum (5-9, 190, JR)
19 Matt Pires (5-11, 185, JR)

Wide Receiver

6 Aaron Parker (6-3, 208, SR)
84 Ivory Frimpong (6-3, 195, JR)

Wide Receiver

11 Ahmere Dorsey (5-10, 175, SR)
80 Ed Lee (5-9, 185, R-SO)

Wide Receiver

8 Isaiah Coulter (6-3, 190, JR)
83 John Erby (5-10, 185, R-FR)

Punter

37 Davey Schaum-Bartocci (6-0, 170, SO)
94 Henry Westermann (6-3, 195, FR)

Kicker

45 C.J. Carrick (6-2, 190, JR)
94 Henry Westermann (6-3, 195, FR)

Holder

37 Davey Schaum-Bartocci (6-0, 170, SO)
19 Matt Pires (5-11, 185, JR)

Defense

Defensive End

51 Andre Bibeault (6-3, 255, R-JR)
48 Chris Arrington (6-2, 225, R-FR)

Defensive Tackle

95 Jim Philistin (6-2, 270, GR)
92 Emil La Marca (6-2, 275, R-SO)

Defensive Tackle

99 Brandon Ginnetti (6-3, 285, SR)
54 Dylan Brown (6-3, 310, R-FR)

Defensive End

56 Keith Wells (6-2, 280, SR)
90 Ryan McDonough (6-4, 250, R-FR)

Linebacker

58 Jake Fire (5-11, 225, R-SO)
31 Andre Johnson (6-0, 205, R-FR)

Linebacker

38 Andre Blackett (6-0, 235, JR)
48 Chris Arrington (6-2, 225, R-FR)

Linebacker

16 Branyan Javier-Castillo (6-1, 215, SR)
42 Mazen Taman (5-11, 205, SR)

Safety

28 Momodou Mbye (6-0, 180, R-SR)
29 Henry Yianakopolos (6-1, 200, R-SO)

Safety

40 Malik Gavek (5-10, 190, R-SO)
21 Brian Campbell (6-1, 190, SR)

Cornerback

5 Malik Wilder (5-10, 190, SR)
22 Da'Meak Brandon (5-10, 180, JR)

Cornerback

9 Rashod Dickerson (5-11, 191, SR)
25 Jordan Jones (6-0, 170, JR)

Long Snapper

41 Joe DeLeone (6-0, 197, SR)
59 Griffin Saks (6-0, 225, SO)

Punt Returner

11 Ahmere Dorsey (5-10, 175, SR)
19 Matt Pires (5-11, 185, JR)

Kick Returner

11 Ahmere Dorsey (5-10, 175, SR)
19 Matt Pires (5-11, 185, JR)

Nickel

26 Kwadir Brown (5-11, 165, R-JR)
22 Da'Meak Brandon (5-10, 180, JR)

NICK CHARLTON, HEAD COACH

Nick Charlton was named the 36th head football coach of the University of Maine on Dec. 21, 2018.

Charlton brings a depth of experience, and demonstrated leadership at the University of Maine and Boston College, says UMaine President Joan Ferrini-Mundy. "He knows UMaine and our program, and has been a mentor to our student-athletes, on and off the field. With his help, UMaine football ignited Black Bear Nation this fall. We look forward to the 2019 season."

Charlton, who will enter his fifth year on staff at UMaine in 2019, spearheaded an offense that helped guide the Black Bears to the 2018 Colonial Athletic Association (CAA) outright championship and Maine's first-ever spot in the Football Bowl Championship (FCS) semifinals. Under his leadership, UMaine produced its best scoring offense (26.5 points per game) since the 2013 season.

Individually, Charlton schemed an offense that helped pave the way for Ramon Jefferson to become the first freshman in school history to rush for 1,000 yards in a season. Jefferson completed the season ranked fourth in the CAA at 86.4 rush yards per game.

Charlton also mentored second-year quarterback Chris Ferguson to a career year, which saw him pass for 2,372 yards and 22 touchdowns while earning a spot on the College Football Performance Awards FCS National Performer of the Year Watch List. Ferguson's most impressive performance came in Maine's FCS second-round victory over Jacksonville State. Charlton's play calling helped guide Ferguson to a career-high, and Maine playoff record, five touchdown passes. Maine's offense racked up a season-high 55 points and 427 total yards in the postseason victory.

In addition, Maine's receiving core thrived under the guidance and offensive creativity of Charlton. Three Black Bears finished the season ranked in the top 10 of CAA leaders in receptions led by Earnest Edwards, who tallied 53 catches for 839 yards and 10 touchdowns. Senior Micah Wright racked up 47 receptions and six touchdowns, capping his career ranked fifth on Maine's all-time receptions list (168) and fifth all-time in receiving yards (2,233). Individually, the Black Bears earned five CAA all-conference offensive accolades.

Charlton joined the UMaine staff in spring 2015 as an assistant coach with the wide receivers. He was named UMaine's special teams coordinator in April 2016, a role he held until this past February. In all, Charlton has helped produce 12 all-conference players during his time at UMaine.

Throughout the 2017 season, Maine's special teams production proved to be consistently impressive. The Black Bears' kickoff return game, led by Edwards, the All-CAA kick return selection, ranked second overall in the CAA at 22.5 yards per return. Edwards led all kickoff returners (24.5 yards per return), including a 95-yard touchdown return against UMass at Fenway Park.

Maine's special teams unit ranked in the top five in the CAA in three categories, including kick return (second), kick coverage (third with 40.6 net) and punt return (fifth with 8.7), led by All-CAA specialist Mozai Nelson. Offensively, Charlton's wide receiving corps helped usher in first-year quarterback Ferguson. The Black Bears finished the year fifth in the CAA at 214.2 passing yards per game, with three of its receivers ranking among the CAA's top 20 in receiving yards per game.

Under Charlton's tutelage in 2016, Maine's wide receiver unit ranked third in the league in pass offense. Despite playing in only nine games, Wright ranked in the top five of league leaders in receiving yards per game and receptions per game. Charlton's guidance helped Wright to an All-American honorable mention accolade, as well as an all-conference first team selection.

Aside from the production he mentored at the wide receiver position, Charlton also made strides with Maine's special teams unit in his first year as coordinator. Maine's kickoff unit ranked second in the CAA, while the punt return team finished third in the league. Wright, who earned a second team all-conference nod at punt return, led the league in punt return average. Edwards also earned an all-conference honor for his performance on kickoff return. Each player also was honored as CAA Special Teams Player of the Week.

In 2015, Charlton led one of only two receiver units in the CAA with two All-Conference performers. Wright recorded the best statistical season for a freshman receiver in Maine history — 61 receptions, 818 yards and five touchdowns while earning second team All-CAA honors. Jordan Dunn also was named third team All-CAA with 56 receptions, 595 yards and three touchdowns.

Charlton came to Maine after serving three years at Boston College as a graduate assistant under head coach Steve Addazio and then Boston College offensive coordinator, and now Ohio State head coach Ryan Day, where he worked on offense with the quarterbacks in 2014. Charlton helped mentor Boston College quarterback and Pittsburgh Steelers signee Tyler Murphy, who set the ACC single-season quarterback rushing record with 1,184 yards.

During the 2013 campaign, Charlton was part of a Boston College offense that manufactured a record-setting rushing attack, with Heisman Trophy finalist Andre Williams and three future NFL offensive linemen. Also in 2013, Charlton assisted in coaching Boston College's all-time leading receiver Alex Amidon and future San Diego Charger quarterback Chase Rettig. Charlton, as part of back-to-back bowl appearances with the Eagles, participated in the Advocare V100 Bowl and the New Era Pinstripe Bowl.

In 2012, Charlton served as the recruiting graduate assistant and assistant to the special teams coordinator at Boston College.



QUICK FACTS

BIRTHDATE

Dec. 20, 1988 (30)

BIRTHPLACE

Virginia Beach, Va.

HOMETOWN

Salem, Mass.

FAMILY

Maria (wife); Madeline (daughter); Scott (son)

HIGH SCHOOL

Salem HS (Mass.)

COLLEGE

Boston College ('11)
B.A. Philosophy
Boston College ('13)
M.S. Administrative Science

COACHING EXPERIENCE

2018-PRESENT

UMaine Head Coach

FEB 2018 - DEC. 2018

UMaine OC/QBs

2016-2018

UMaine STs Coord./WRs

2015-2016

UMaine WRs

2013-15

Boston College Offensive GA

2012-13

Boston College Recruiting GA

SEPT. 2012 - DEC. 2012

Boston College Assistant to the
Special Teams Coordinator



A Maine Win Would...

- ...Be Maine's fourth consecutive win.
- ...Be Maine's 61st win over Rhode Island.
- ...Be Maine's 13th consecutive win over Rhode Island.
- ...Be Maine's 10th-straight home win against Rhode Island.
- ...Be Maine's 38th overall win at home against Rhode Island.
- ...Move Maine to 3-2 overall at Alford Stadium.
- ...Lift Maine to 2-2 at home in CAA play.

Series Notes

Maine and Rhode Island will meet for the 98th time in history and the 74th consecutive year the two have met dating back to 1945 ... Maine is 60-34-3 all-time against the Rams and have won 12-straight in the series and nine-straight at home ... Maine is 37-18-3 at home against the Rams ... Maine has won 17 of the last 18 meetings ... Maine is averaging 35.7 points over its 12 game win streak against Rhode Island while holding the Rams to 15.8 points over that same stretch ... Last year, Maine defeated URI 38-36 thanks to a 39-yard field goal from Kenny Doak as time expired ... Maine has also won six-straight road contests in the series with Rhode Island.

The Battle Up Front

Average Height & Weight on Both Lines for Maine & Rhode Island

Maine		Rhode Island
6-3 / 310	Maine O-Line vs. Rhode Island D-Line	6-3 / 273
6-2 / 268	Maine D-Line vs. Rhode Island O-Line	6-3 / 314

***Averages are based on the probable starters for both teams; tight ends ARE NOT factored*

Last 10 vs. Rhode Island

Year	Winner	Place	Score
2018	Maine	Kingston	38-36
2017	Maine	Orono	51-27
2016	Maine	Kingston	28-21
2015	Maine	Orono	27-17
2014	Maine	Kingston	20-14
2013	Maine	Orono	41-0
2012	Maine	Kingston	55-6
2011	Maine	Orono	27-21
2010	Maine	Kingston	28-23
2009	Maine	Orono	41-17

Last Time vs. Rhode Island



#21 Maine	38
#16 Rhode Island	36



Oct. 13, 2018 // Meade Stadium (7,301)

	1	2	3	4	OT	F
Maine	7	7	8	16		38
Rhode Island	10	6	14	6		36

FIRST QUARTER

M - J. DeVaughn 66 yd fumble recover (K. Doak kick)
R - Carrick 32 yd field goal; 4 plays, 37 yds, TOP 1:31
R - A. Parker 52 yd pass from Priore (Carrick kick); 2 plays, 56 yds, TOP 0:49

SECOND QUARTER

R - A. Dorsey 4 yd run (Carrick kick blocked); 7 plays, 86 yds, TOP 2:41
M - J. Fitzpatrick 1 yd run (K. Doak kick); 8 plays, 69 yds, TOP 2:24

THIRD QUARTER

R - Bryant 6 yd run (Carrick kick); 5 plays, 19 yds, TOP 1:47
R - Bryant 1 yd run (Carrick kick); 3 plays, 30 yds, TOP 1:05
M - D. Young 10 yd pass from C. Ferguson (M. Wright pass from C. Ferguson); 12 plays, 70 yds, TOP 5:03

FOURTH QUARTER

M - M. Wright 6 yd pass from C. Ferguson (D. Belcher pass failed); 4 plays, 24 yds, TOP 1:35
M - C. Ferguson 9 yd run (K. Doak kick); 8 plays, 76 yds, TOP 3:53
R - A. Parker 2 yd pass from Priore (A. Parker pass failed); 10 plays, 75 yds, TOP 1:37
M - K. Doak 39 yd field goal; 9 plays, 54 yds, TOP 0:51

TEAM STATISTICS

Category	MAINE	URI
First Downs	23	24
Rushing Yards (Net)	128	99
Passing Yards (Net)	278	256
Comp.-Att.-Int.	30-48-1	19-40-2
Total Plays-Total Yards	79-406	73-355
Fumbles-Lost	2-2	2-1
Penalties-Yards	16-197	6-60
Punts-Yards (Avg.)	7-278 (39.7)	5-150 (30.0)
Punt Returns-Yards	0-0	2-30
Kickoff Returns-Yards	4-83	5-132
Interception Returns-Yards	2-7	1-19
Third-Down Conversions (%)	8-17 (47.1%)	4-14 (28.8%)
Fourth-Down Conversions (%)	1-1 (100.0%)	1-2 (50.0%)
Time of Possession	30:42	29:11
Sacks By-(Yards Lost)	4-20	1-3

INDIVIDUAL STATISTICS

RUSHING (Attps-Yds-TD): MAINE - D. Sanders (10-57-0); E. Edwards (6-40-0); J. Fitzpatrick (9-29-1); M. Wright (1-8-0); C. Ferguson (4-6-1); Team (1-(-12)-0). **RHODE ISLAND** - Bryant (17-59-2); A. Dorsey (8-41-1); Aa. Parker (1-13-0); Kenny (1-2-0); Team (1-(-1)-0); Priore (5-(-15)-0).

PASSING (Comp-Attps-Ints-Yds-TD): MAINE - C. Ferguson (30-48-1-278-2). **RHODE ISLAND** - Priore (19-40-2-256-2).

RECEIVING (Rec-Yards-TD): MAINE - M. Wright (10-125-1); D. Belcher (6-14-0); J. Blair (4-72-0); D. Young (4-37-1); E. Edwards (3-27-0); J. Fitzpatrick (3-3-0). **RHODE ISLAND** - Aa. Parker (9-124-2); Coulter (3-50-0); Burke (3-43-0); Beauvais (2-29-0); Kenny (2-10-0).

INTERCEPTIONS: MAINE - D. Hart (1-0); R. Carr (1-7). **RHODE ISLAND** - N. Jones (1-19).

FUMBLES (Fumble-Lost): MAINE - E. Edwards (1-1); Team (1-1). **RHODE ISLAND** - Priore (1-0); Team (1-1).

Season Notes

THREE-GAME WIN STREAK

- Over Maine's current three-game win streak, the Black Bears are averaging 37.3 points per game and 431.3 yards.
- Fagnano has completed 68.1% of his pass attempts for 826-yards and eight touchdowns, finding Edwards (3) and Blair (3) for six of the eight scores over the stretch. Edwards is averaging 126.3 receiving yards over the winning streak.
- Whitaker and the Black Hole defense has turned it up over the three-game win streak. Whitaker has 9.5 TFLs and 5.5 sacks in the last three games while Maine has registered 12 sacks, 18 TFLs and forced seven turnovers over the stretch.

DECIDED AT THE HALF

- The Black Bears are 5-1 when leading at the half and 0-4 when trailing. Maine is 5-0 when leading after three quarters and 0-5 when trailing entering the fourth quarter.

RECEIVERS GOING FOR 100+

- Maine's receiving have produced 12, 100+ yard performances this season, led by Edwards' five. Edwards has gone over 100-yards receiving in four of his last five outings.

WHITAKER PACKING THE DEFENSIVE STAT SHEET

- Over his last three outings, Whitaker has registered 10 tackles, 5.5 sacks and 9.5 TFLs. Whitaker currently ranks third in the CAA in sacks per game and tied for fourth in TFLs.
- Whitaker has produced at least a half TFL in seven of his last eight outings, including 9.5 in his last three games. Whitaker also has produced a forced fumble and a fumble recovery in two of his last three starts.
- Whitaker currently sits at 26.0 sacks for his career, just 1.5 shy of tying Mike Denino for second all-time at Maine and three behind Michael Cole for the school record (29.0).

QUICK START

- The Black Bears have scored on their first offensive drive in eight of their first 10 games with four touchdowns and four field goals.

FAGNANO IMPRESSIVE IN HIS FIRST FOUR STARTS

- Two-time CAA Rookie of the Week, Joe Fagnano, is averaging 317.8 yards per game in his first four starts. Fagnano has thrown for 1,271 yards and 13 touchdowns with just two interceptions in the four game stretch while producing an impressive 67.9 (72-106) completion percentage.
- Fagnano made his first career start a memorable one as the freshman went 25-of-37 for 445-yards and five touchdowns at Liberty.
- His passing yards (445) and total yards (469) were both the single-game highest output by any CAA player this season.
- He is just the third Maine QB since 2009 to throw for 5+ touchdowns. His passing yardage were the most by a Black Bear since 2009 (Chris Triester-468).
- For his efforts, Fagnano earned CAA Rookie of the Week honors and the New England Football Writers Gold Helmet Award.
- Fagnano has thrown for four or more touchdowns in two of his first four starts.
- Fagnano has thrown for the top three touchdown receptions, in terms of yardage, in Maine history at 90, 88 and 87-yards.

THREE GO FOR 100+

- At Liberty, the Black Bears saw three receivers total 100-plus receiving yards. Edwards (127), Miller (108) and Young (106) each eclipsed the 100-yard mark.

AERIAL ATTACK / NO-FLY ZONE

- 10 games into the 2019 season, the Black Bears currently rank first in the CAA and seventh nationally in pass offense (315.9 ypg).
- The Black Bears also are averaging 15.4 yards per completion - second in the CAA and ninth in FCS.
- Defensively, the Black Bears rank second in the CAA and check in 41st best in the FCS in pass defense, allowing just 205.9 ypg through the air.
- The Black Bears have thrown for 300+ yards in seven of their last 11 outings, including three 400+ yard showings.

MULTIPLE WEAPONS

- The Black Bears currently have three receivers who rank in the top 20 among CAA leaders in receptions per game: Blair (5th-5.7); Edwards (9th-4.4) and Young (17th-3.7). The first two rank in the top 10 in receiving yards per game, led by Edwards (1st-108.8) and Blair (8th-74.8). Edwards is fourth in the country in receiving yards per game.
- Three of Maine's receivings are cashing in big on

receptions. Edwards is averaging an impressive 24.5 yards per reception (second in FCS, 1st in CAA), while Andre Miller (18.89) and Young (14.64) rank fourth and 16th, respectively.

TOUCHDOWN EDWARDS!

- Earnest Edwards has tallied at least one touchdown (receiving, rush, return, pass) in 15 of his last 16 outings, with a touchdown reception in each of his last seven outings.
- Over his last 15 outings, Edwards has tallied two or more touchdowns nine times.
- This season, Edwards is fourth in the CAA in total touchdowns (11) and third in the CAA with nine touchdown receptions.

EDWARDS MILESTONES - CLIMBING ALL-TIME CHARTS

- Edwards ranks second all-time in receiving yards at Maine (2,523); just 90 yards from surpassing Sergio Hebra (2,612) for the all-time lead.
- Edwards recorded the 100th reception of his career at Georgia Southern. He now stands just 16 receptions away from 150 and one behind Gene Benner (135) for 12th all-time and eight behind Landis Williams (142) for 11th.
- With 140 yards receiving at Villanova, Edwards became just the 10th Black Bear in history to reach the 2,000 yard plateau.
- Edwards, Maine's all-time leader in career kickoff returns for touchdowns (6), surpassed 2,000 career kickoff return yards with a school-record 198 return yards at Colgate. Edwards is Maine's all-time leader in kickoff return yards (2,211) and total kickoff returns (85).
- Edwards has accounted for 40 total touchdowns in his time at Maine; 26 reception, six kick return, three rushing and five passing.
- Edwards has two or more receptions in each of his last 21 games.
- Edwards totaled 153 receiving yards at Elon, marking his eighth career, 100+ receiving yard performance.
- The Black Bears are 16-5 when Edwards catches a touchdown pass.
- Edwards currently leads the CAA and checks in third nationally with 166.7 all-purpose yards per game. Edwards is also first in all of FCS in kick return average (31.3 yards per game).

OFFENSIVE OUTBURST IN GAME ONE

- In game one, the offense put up some impressive numbers. Maine's 582 total yards were its most since a 602 yard effort in 2013 against Delaware.
- The total yards marked just the seventh time in seven seasons in which the Black Bears bested 500 yards.
- Ferguson threw for 423 yards, becoming the first Black Bear since Marcus Wasilewski (2012) to surpass 400 yards passing. His total was also the most by a Black Bear QB since Chris Treister (468) in 2009.
- Jaquan Blair (140) and Devin Young (104) each surpassed the 100 yard receiving mark in the win. The duo teamed up to become the first pair of wide receivers to total 100+ receiving yards in the same game since 2004 (Arel Gordon - 157; Christian Pereira - 111).

BIG DAY FOR THE BLACK HOLE

- Maine's 'Black Hole' defense had a big day in the Colgate backfield on Sept. 21. The Black Bears tallied 8.0 sacks in the game, their most since a 9.0 sack day against Delaware in 2012. Maine also tallied 14.0 TFLs in the contest at Colgate, its most since racking up 15.5 TFLs against Towson in 2006.

EDWARDS NATIONALLY RECOGNIZED RECORD BREAKING PERFORMANCE

- Earnest Edwards was named CAA Special Teams Player of the Week and STATS FCS National Special Teams Player of the Week following his impressive kick return performance at Colgate.
- Edwards set a new school-record with 198 return yards, besting his own, old record (188) set in 2018.
- Edwards also tied his own school mark with a pair of kickoff returns for touchdowns; one going back 95-yards and one school-record tying 100-yard return.
- Edwards is Maine's all-time leader in return yards (2,176), return touchdowns (6) and total returns (83).

KEY INJURIES

- Junior linebacker, and captain, Deshawn Stevens, who led the Black Bears with 120 tackles in 2018, ruptured his Achilles in game one of 2019 against Sacred Heart. After a successful surgery, Stevens will now miss the remainder of the season. Junior captain and quarterback Chris Ferguson suffered a right foot injury against Richmond and will also miss the remainder of the year. Preseason Buck Buchanan Watch List and Preseason All-CAA selection Manny Patterson suffered a knee injury at UAlbany and will also miss the rest of the year.

FERGUSON OFF TO A HISTORIC SEASON

- Before suffering a foot injury against Richmond, Ferguson was third in the CAA and 20th nationally in total passing yards (1,655), second in the CAA and 18th nationally in passing yards per game (275.8) and is averaging 14.3 yards per completion.
- Since 2002, Ferguson is the only Black Bear to throw for 400+ yards twice in a season.
- Following his performance at Colgate, Ferguson moved into sixth on Maine's all-time passing list (6,091).
- With 347 pass yards at Villanova, Ferguson became just the sixth player in Maine history to throw for 6,000+ yards.
- Over the past three seasons, no one in the CAA has thrown for more total touchdowns (46) than Ferguson.

RUSHING FOR 100+ IS POSITIVE FOR MAINE

- The Black Bears are 13-3 in their last 16 games when rushing for 100 or more yards.

CONSECUTIVE RANKINGS

- The Black Bears recently had their streak of 20-straight weeks of being ranked in the STATS FCS poll snapped. The streak marks the longest stretch in which Maine has been recognized in the top-25 poll since a 31-week ranked stretch from 2001-03.

OFF TO A QUICK START

- The Black Bears are 11-3 in the last 13 games in which they've scored first.

CAPTAINS

- Following a team vote, the Black Bears elected two juniors and two seniors as the 2019 captains. Kayon Whitaker (Sr., DE); Jaquan Blair (Sr., WR); Chris Ferguson (Jr., QB) and Deshawn Stevens (Jr., LB) will serve as captains for the 2019 squad.
- After selecting game day captains from 2010-17, the Black Bears elected two captains in 2018 (Drew Belcher, Jeff DeV Vaughn).

NEW STAFF

- After 2018 head coach Joe Harasymiak took an assistant coaching role at Minnesota, former offensive coordinator Nick Charlton was named head coach of the Black Bears.
- All six of Maine's returning coaches from 2018 have had their role altered from the last season while Maine also welcomes in seven new assistants.
- The newcomers include Kurt von Bagen (DL); Makana Garrigan (RB); Reggie Garrett (CB); Mikal Myers (OLB); Mikahael Waters (TE); Sam Lenson (ST QC) and Robert Smolowski (Offensive Undergraduate Assistant).

PRESEASON HONORS

- Maine collected seven CAA preseason all-conference honors - Earnest Edwards (WR/KR); Manny Patterson (CB); Kayon Whitaker (DL); Taji Lowe (LB); Liam Dobson (OL) and Deshawn Stevens (LB). Chris Ferguson (QB) and Charles Mitchell (DL) received honorable mentions nods to the CAA preseason all-conference squad.
- Three Black Bears were named STATS FCS Preseason All-Americans - Manny Patterson (first team); Kayon Whitaker (second team); Deshawn Stevens (third team).
- Manny Patterson was one of 25 players in the nation to be selected to the STATS FCS Buck Buchanan Award Watch List, an award presented to the top defensive player at the FCS level.

PRESEASON POLL/NATIONAL RANKING

- After capturing the outright CAA Championship in 2018, the Black Bears were selected third in the CAA Preseason Poll. Maine received one first place vote in the poll.
- Maine's CAA preseason ranking is its highest-ever CAA preseason ranking to start a season.
- Maine's No. 4/5 national ranking to close 2018 was the highest it had ever finished a season in the national polls.

CARRYING #39 WHEREVER THEY GO

- In August of 2018, freshman Darius Minor tragically passed away during an off season workout.
- Then head coach, Joe Harasymiak, declared that no one would wear #39 for the next four seasons.
- The Black Bears carry the #39 with them, hanging it on the sidelines at all games and also pay tribute to Minor's memory with a #39 sticker on each helmet.

Record When

Overall Record	5-5
CAA Record	3-3
Overall Home Record	2-2
Overall Road Record	3-3
CAA Home Record	1-2
CAA Road Record	2-1
Day Games	4-3
Night Games (6 p.m. or later)	1-2
TV Games	5-5
WVII/WVFX	1-1
FloFootball.com	3-2
ESPN+	0-2
Stadium	1-0
On Natural Grass	1-0
On Artificial Turf	4-5
Maine Wins Coin Toss	3-3
Maine Loses Coin Toss	2-2
Scoring First	4-3
Opponent Scores First	1-2
Leading at the Half	5-1
Trailing at the Half	0-4
Tied at the Half	0-0
Leading After the Third Quarter	5-0
Trailing After the Third Quarter	0-5
Tied After the Third Quarter	0-0
Overtime Games	0-0
Scoring Less than 20 Points	0-3
Scoring 20+ Points	0-1
Scoring 30+ Points	3-0
Scoring 40+ Points	2-1
Allowing 10 or Fewer Points	0-0
Allowing Less than 20 Points	2-0
Allowing 20+ Points	2-2
Allowing 30+ Points	1-1
Allowing 40+ Points	0-2
Rushing for Less than 100 Yards	0-3
Rushing for Over 100 Yards	5-1
Rushing for 200+ Yards	0-1
Rushing for 300+ Yards	0-0
Passing for Less than 200 Yards	1-1
Passing for 200+ Yards	2-0
Passing for 300+ Yards	1-2
Passing for 400+ Yards	1-2
Less than 300 Yards of Total Offense	0-0
300+ Yards of Total Offense	1-2
400+ Yards of Total Offense	3-2
500+ Yards of Total Offense	1-1
Allowing Less than 100 Yards Rushing	2-1
Allowing Less than 300 Yards Total Offense	3-1
Allowing 300+ Yards of Total Offense	1-4
Having a 100-Yard Rusher	1-0
Having Two 100-Yard Rushers	0-0
Opponent has 100-Yard Rusher	0-2
No Turnovers	2-0
Less than 3 Turnovers	3-4
3+ Turnovers	0-1
No Takeaways	2-3
Less than 3 Takeaways	2-2
3 or More Takeaways	1-0
More than 30:00 of Possession	3-2
Less than 30:00 of Possession	2-3

STATS FCS Top 25 Poll/FCS Coaches Poll (11/11/19)

Rank	School (First Place Votes)	Points
1	North Dakota St. (153)	3,825
2	James Madison	3,665
3	Weber State	3,525
4	Northern Iowa	3,246
5	Montana	3,161
6	Sacramento State	2,896
7	Illinois State	2,850
8	South Dakota State	2,662
9	Furman	2,596
10	Montana State	2,279
11	Dartmouth	2,119
12	Florida A&M	1,599
13	Villanova	1,572
14	Central Arkansas	1,562
15	Southeast Missouri	1,548
16	Kennesaw State	1,512
17	Monmouth	1,398
18	Princeton	1,171
19	Central Connecticut State	1,114
20	Towson	995
21	Wofford	818
22	Austin Peay	641
23	Southeastern Louisiana	633
24	Nicholls	505
25	North Carolina A&T	401

Rank	School (First Place Votes)	Points	Previous Rank
1	North Dakota St. (26)	650	1
2	James Madison	624	2
3	Weber State	575	3
4	Montana	561	5
5	Northern Iowa	539	7
6	Sacramento State	508	8
7	Furman	467	10
8	Illinois State	450	8
9	South Dakota State	425	4
10	Montana State	366	14
11	Kennesaw State	365	11
12	Dartmouth	364	13
13	Central Arkansas	300	6
14	Florida A&M	285	16
15	Monmouth	256	20
16	Villanova	246	19
17	Southeast Missouri State	244	18
18	Central Connecticut State	236	17
19	Princeton	203	9
20	Wofford	157	23
21	Towson	146	21
22	Austin Peay	139	24
23	Southeastern Louisiana	83	NR
24	Nicholls	53	NR
25	North Carolina A&T	40	15

2019 CAA Football Final Standings

Team	Conference			Points			Overall			Points			Home	Away	Neut	Streak
	W	L	T	For	Opp	Pct	W	L	T	For	Opp	Pct				
James Madison.....	6	0	0	247	108	1.000	9	1	0	404	161	.900	5-0	4-1	0-0	Won 9
UAlbany.....	4	2	0	184	167	.667	6	4	0	321	253	.600	4-1	2-3	0-0	Won 1
New Hampshire.....	4	2	0	127	138	.667	5	4	0	177	187	.556	4-0	1-4	0-0	Lost 1
Richmond.....	4	2	0	160	149	.667	5	5	0	254	264	.500	3-2	2-3	0-0	Lost 1
Villanova.....	4	3	0	234	220	.571	7	3	0	351	254	.700	3-1	4-2	0-0	Won 1
Towson.....	3	3	0	183	178	.500	6	4	0	309	247	.600	3-2	3-2	0-0	Won 2
Maine.....	3	3	0	169	175	.500	5	5	0	308	295	.500	2-2	3-3	0-0	Won 3
Elon.....	3	4	0	188	173	.429	4	6	0	251	274	.400	2-3	2-3	0-0	Lost 2
Stony Brook.....	2	4	0	143	188	.333	5	5	0	256	280	.500	3-3	2-2	0-0	Lost 2
William & Mary.....	2	4	0	180	194	.333	4	6	0	272	292	.400	3-2	1-4	0-0	Won 2
Delaware.....	2	4	0	133	175	.333	4	6	0	228	279	.400	3-3	1-3	0-0	Lost 3
Rhode Island.....	0	6	0	147	230	.000	2	8	0	257	347	.200	1-3	1-5	0-0	Lost 1

2019 CAA Weekly Awards

Offensive Player of the Week _____ Ben DiNucci, Sr., QB, James Madison
 Defensive Player of the Week _____ Drew Wiley, Sr., LB, Villanova
 Special Teams Player of the Week _____ Nowoola Awopetu, Jr., KR/DB, Villanova
 Rookie of the Week ____ Joe Fagnano, Fr., QB, Maine; Bronson Yoder, Fr., RB/WR, William & Mary

Maine in the CAA Statistical Rankings

Team

▶ SCORING OFFENSE	
5. Maine	30.8
▶ RUSHING OFFENSE	
10. Maine	125.5
▶ SCORING DEFENSE	
11. Maine	29.5
▶ RUSHING DEFENSE	
6. Maine	156.1
▶ PASSING OFFENSE	
1. Maine	315.9
▶ TOTAL OFFENSE	
3. Maine	441.4
▶ PASSING DEFENSE	
2. Maine	205.9
▶ TOTAL DEFENSE	
2. Maine	362.0
▶ KICKOFF RETURNS	
6. Maine	23.9
▶ PUNT RTRN AVG	
2. Maine	11.6
▶ PUNTING	
10. Maine	33.2
▶ TURNOVER MARGIN	
12. Maine	-6
▶ SACKS BY	
T-4. Maine	24
▶ SACKS AGAINST	
7. Maine	21

Individual

▶ Receptions/Game	
5. Jaquan Blair	5.70
9. Earnest Edwards	4.44
▶ Kick Return Avg.	
1. Earnest Edwards	31.3
▶ Receiving Yds/Game	
1. Earnest Edwards	108.8
8. Jaquan Blair	74.8
▶ All Purpose	
1. Earnest Edwards	166.7
▶ Punting	
3. Derek Deoul	43.3
▶ Scoring (Pts./Game)	
4. Earnest Edwards	7.3
T-6. Kenny Doak	6.8
▶ Scoring TDs (Per Game)	
3. Earnest Edwards	11 (7.3)
▶ Field Goals Per Game (Total)	
5. Kenny Doak	1.10 (11)
▶ Scoring (Kick)	
T-2. Kenny Doak	68 pts/6.8
▶ Field Goal Pct.	
8. Kenny Doak	61.1
▶ PAT Kicking Pct.	
T-1. Kenny Doak	100.0 (35-35)
▶ Tackles/Game (Total)	
7. Taji Lowe	8.2 (74)
16. Adrian Otero	6.9 (69)
T-43. Josh Huffman	5.2 (52)
50. Kayon Whitaker	4.9 (49)
▶ Sacks	
3. Kayon Whitaker	0.80 (8)
▶ Tackles For Loss	
T-4. Kayon Whitaker	1.50 (15.0)
▶ Forced Fumbles	
T-5. Max Roberts	0.22 (2)
▶ Fumble Recoveries	
T-4. Kayon Whitaker	0.20 (2)
T-4. Jamehl Wiley	0.20 (2)
▶ Passes Defended	
T-6. Shaquille St-Lot	1.00 (10)

2019 Opponents

Sacred Heart (6-4)

Last Time Out _____ Defeated Wagner, 41-7
 This Week _____ vs. Lehigh

Georgia Southern (5-4)

Last Time Out _____ Lost at Troy, 49-28
 This Week _____ vs. LA-Monroe

Towson* (6-4, 3-3)

Last Time Out _____ Defeated Stony Brook, 31-14
 This Week _____ at William & Mary

Colgate (3-8)

Last Time Out _____ Defeated Fordham, 24-13
 This Week _____ at Lafayette

Villanova* (7-3, 4-3)

Last Time Out _____ Defeated Richmond, 35-28
 This Week _____ vs. LIU Post

Richmond* (5-5, 4-2)

Last Time Out _____ Lost at Villanova, 35-28
 This Week _____ at James Madison

Liberty (6-4)

Last Time Out _____ Lost at BYU, 31-24
 This Week _____ at Virginia

William & Mary* (5-5, 3-3)

Last Time Out _____ Defeated Rhode Island, 55-19
 This Week _____ vs. Towson

UAlbany* (6-4, 4-2)

Last Time Out _____ Defeated Delaware, 21-17
 This Week _____ vs. New Hampshire

Elon* (4-6, 3-4)

Last Time Out _____ Lost to Maine, 31-17
 This Week _____ at Towson

Rhode Island* (2-8, 0-6)

Last Time Out _____ Lost at William & Mary, 55-19
 This Week _____ at Maine

New Hampshire* (5-4, 4-2)

Last Time Out _____ Lost at James Madison, 54-16
 This Week _____ at UAlbany

2019 Quick Facts

► GENERAL INFORMATION

Full Name of School _____ University of Maine
 Location _____ Orono, Maine 04469
 Enrollment _____ 11,247
 Founded _____ 1865
 Colors ___ Navy Blue (289); Maine "Sky" Blue (292) & White
 Nickname (Mascot) _____ Black Bears (Bananas)
 Stadium _____ Alford Stadium
 Capacity / Year Opened _____ 10,000 / 1998
 Playing Surface _____ FieldTurf
 President _____ Dr. Joan Ferrini-Mundy
 Faculty Athletics Representative _____ Nic Erhardt, PhD
 Director of Athletics ___ Ken Ralph (Alaska Anchorage '91)

► 2017 TEAM INFORMATION

Captains _____ Blair, Ferguson, D. Stevens, Whitaker
 Basic Offense _____ Pro-Style
 Basic Defense _____ Multiple
 Starters Returning (5+) _____ 17 (7 Off./8 Def./2 Spec.)
 Starters Lost _____ 7 (4 Off./3 Def.)
 Others Returning w/ Starting Exp. _____ 9 (3 Off./6 Def.)
 Others Lost w/ Starting Experience _____ 5 (3 Off./2 Def.)
 Lettermen Returning _____ 39
 Lettermen Lost _____ 14
 Newcomers _____ 36

► 2018 SEASON REVIEW

Overall Record _____ 10-4
 CAA Record _____ 7-1
 Conference Finish _____ 1st
 Home Record _____ 5-0
 Road Record _____ 5-4
 Final National Ranking (STATS poll/Coaches poll) _____ 4/5

► HISTORY

Seasons of Football _____ 127th
 All-Time Record _____ 547-513-38 (49.6%)
 First Year of Football _____ 1892
 First Game _____ 1892 (Colby 12, Maine 0)
 First Win _____ 1895 (Maine 22, Foxcroft Academy 0)
 NCAA FCS Playoff Appearances _____ Eight
 _____ 1987, 1989, 2001, 2002, 2008, 2011, 2013, 2018
 Bowl Games _____ One
 _____ 1965 Tangerine Bowl: East Carolina 31, Maine 0
 Last Postseason Appearance _____ 2018
 Results _____ L, 50-19, at Eastern. Wash (NCAA Semifinals)
 NCAA FCS Playoff Record _____ 4-8
 Bowl Record _____ 0-1
 CAA Football Titles _____ Two (2013, 2018)
 Atlantic 10 Football Titles _____ Two (2001, 2002)
 Yankee Conference Titles _____ Nine
 _____ 1949, 1951, 1952, 1961, 1965, 1974, 1982, 1987, 1989
 First-Team All-Conference Honors _____ 148
 All-Americans _____ 46
 Record at Alford Stadium _____ 71-47 (.615)

Last Time An Individual...

100-Yard Rushing Game	By Maine: Joe Fitzpatrick, 102-yards at Colgate, (Sept. 21, 2019)
	By Opponent: Justin Covington, 118-yards at Villanova, (Sept. 28, 2019)
200-Yard Rushing Game	By Maine: Josh Mack, 248-yards, vs. Rhode Island (10/14/17)
	By Opponent: Wes Hills, 242-yards at Delaware (Oct. 8, 2016)
Two Players Rushed for 100 Yards	By Maine: Josh Mack (255), Joe Fitzpatrick (103) vs. Bryant (Sept. 9, 2017)
	By Opponent: M. LaRoche (154); J. Tomlin (132); L. Wright (114) at Georgia Southern (9/7/19)
300-Yard Passing Game	By Maine: Joe Fagnano, 320 yards at Elon, (Nov. 9, 2019)
	By Opponent: Stephen Calvert, 351 yards at Liberty, (Oct. 19, 2019)
400-Yard Passing Game	By Maine: Joe Fagnano, 445 yards at Liberty (Oct. 19, 2019)
	By Opponent: Antoine Clarkson, Hofstra, 408 yds. (Nov. 6, 2004)
100-Yard Receiving Game	By Maine: Earnest Edwards, 153 yards at Elon (Nov. 9, 2019)
	By Opponent: Jerah Reeves (109), Juwan Greene (111) at UAlbany (Nov. 2, 2019)
Two 100-Yard Receivers	By Maine: Earnest Edwards (127), Andre Miller (108), Devin Young (106) at Liberty (Oct. 19, 2019)
	By Opponent: Jerah Reeves (109), Juwan Greene (111) at UAlbany (Nov. 2, 2019)
Returned Kickoff for TD	By Maine: Earnest Edwards (2x) - 100-yards and 95-yards at Colgate (Sept. 21, 2019)
	By Opponent: Shedro Louis 97 yards at Liberty (Oct. 19, 2019)
Returned Punt for TD	By Maine: Micah Wright, 77-yards, vs. Rhode Island (10/14/17)
	By Opponent: Spiffy Evans, 82 yards, Boston College (Sept. 8, 2012)
Interception Return for TD	By Maine: Ori Jean-Charles (47 yds) at UAlbany (Nov. 2, 2019)
	By Opponent: Arman Jones (90 yds) at William & Mary (Oct. 20, 2018)
Fumble Return for TD	By Maine: Sterling Sheffield (0 yds) at William & Mary (Oct. 20, 2018)
	By Opponent: Colby Reeder, 5-yards, vs. Delaware (11/4/17)
Punt Block Return for TD	By Maine: Benjamin Davis, vs. Richmond, 13 yds. (Nov. 8, 2014)
	By Opponent: Keith LeVan, New Hampshire, 0 yds. (Nov. 20, 2004)
Caused a Safety	By Maine: Team (Intentional Grounding penalty) at UAlbany (Nov. 2, 2019)
	By Opponent: Team vs. Bryant (Sept. 14, 2013)
Blocked a Punt	By Maine: Daniel Rymmer vs Elon (11/17/18)
	By Opponent: Troy Reed vs. Delaware (11/4/17)
Blocked a Kick	By Maine: Alejandro Oregon, PAT vs. William & Mary (Oct. 26, 2019)
	By Opponent: Elijah Solomon at Villanova (9/28/19) - Punt
Caught Multiple TD Passes	By Maine: Jaquan Blair, 2 TDs vs. William & Mary (Oct. 26, 2019)
	By Opponent: Thomas Greaney, 2 TDs at UAlbany (Nov. 2, 2019)
Rushed for Multiple TDs	By Maine: Emmanuel Reed, 2 TDs vs. Sacred Heart (Aug. 30, 2019)
	By Opponent: Hollis Mathis, 3 TDs vs. William & Mary (Oct. 26, 2019)

Last Time A Team...

Scored 50-Plus Points	By Maine: vs. Jacksonville State, 55 pts, (Dec. 1, 2018)
	By Opponent: Liberty, 59 pts, (Oct. 19, 2019)
Scored Less than 10 Points	By Maine: at Central Michigan, 5 pts, (9/22/18)
	By Opponent: at Richmond, 9 pts, (11/10/18)
Was Shut Out	By Maine: vs. Rhode Island, 41-0, (Nov. 16, 2013)
	By Opponent: at Villanova, 31-0, (Oct. 7, 2017)
Defeated a Ranked Opp.	By Maine: #12 Maine 23, #3 Weber State 18 (Dec. 7, 2018)
	By Opponent: Richmond 24, #18 Maine 17 (Oct. 12, 2019)
Defeated a Top 10 Team	By Maine: #12 Maine 23, #3 Weber State 18
	By Opponent: #8 Towson 45, #7 Maine 23 (Sept. 14, 2019)
Had 500 Yards of Total Off.	By Maine: at Liberty, 572 yards, (Oct. 19, 2019)
	By Opponent: at Eastern Washington, 568 yards, (Dec. 15, 2018)
Had 300 Yards Passing	By Maine: at Elon, 322 yards, (Nov. 9, 2019)
	By Opponent: at Liberty, 351 yards, (Oct. 19, 2019)
Had 400 Yards Passing	By Maine: at Liberty, 456 yards, (Oct. 19, 2019)
	By Opponent: Hofstra, 408 yds. (Nov. 6, 2004)
Held Opp. Under 100 Yds. Pass.	By Maine: vs. UAlbany, 62-yards, (Oct. 27, 2018)
	By Opponent: vs. William & Mary, 68-yards (Oct. 26, 2019)
Held Opp. Under 100 Yds. Rush.	By Maine: at Elon, 73 yards (Nov. 9, 2019)
	By Opponent: at Villanova, 68-yards, (Sept. 28, 2019)
Held w/o a Touchdown	By Maine: vs. William & Mary, 23-6, (Oct. 28, 2017)
	By Opponent: at Central Michigan, 17-5, (Sept. 22, 2018)

Offensive Honors

- Earnest Edwards** Sr, KR/WR
STATS FCS National Special Teams Player of the Week (9/23)
- CAA Special Teams Player of the Week (9/23)
- Preseason All-CAA (WR & KR)
- Phil Steele Preseason All-CAA First Team (WR); Second Team (KR)
- Joe Fagnano** Fr, QB
2x CAA Rookie of the Week (10/20) (11/11)
NE Football Writers Gold Helmet Award (10/20)
- Liam Dobson** Jr, OL
Preseason All-CAA
Phil Steele Preseason All-American Fourth Team
Phil Steele Preseason All-CAA First Team
- Chris Ferguson** Jr, QB
CAA Offensive Player of the Week (9/2/19)
Preseason All-CAA Honorable Mention
CFPA National Performer of the Year Watch List
- Andre Miller** Jr, WR
Phil Steele Preseason All-CAA Third Team
- Jaquan Blair** Sr, WR
Phil Steele Preseason All-CAA Third Team
- Chris Mulvey** Jr, OL
Phil Steele Preseason All-CAA Third Team

Since 2000

1

Maine has had one Rimington Award winner, awarded to the top safety in all of FCS football. Bruce Johnson earned the award in 2015.

4

Maine has won a four conference titles. The Black Bears won the Atlantic 10 title in both the 2001 and 2002 seasons before winning CAA titles in 2013 and 2018.

8

Maine has appeared in the NCAA FCS playoffs eight times. The Black Bears earned a spot in the playoff field in 1987, 1989, 2001, 2002, 2008, 2011, 2013 and 2018 (Final Four).

3

Conference Defensive Player-of-the-Year awards, including Stephen Cooper in 2001 and 2002; and Jovan Belcher in 2008.

4

Stephen Cooper (2001 and 2002), Matt King (2006), Jovan Belcher (2008) and Sterling Sheffield (2018) were finalists for the Buck Buchanan Award, which is presented annually to

1

Marcus Williams (TB) finished as a finalist for the Walter Payton Award in 2003, which is presented annually to the nation's most outstanding offensive player at the FCS level.

21

Maine has had 22 All-Americans in the 2000s, including its most recent All-American, Sterling Sheffield (2018).

32

Maine has had 32 NFL Draft picks/rookie free agent signings. Maine currently has three former players (Pat Ricard - DL/FB - Ravens), (Jamil Demby - OL - Rams), (Drew Belcher - TE - Redskins) on NFL rosters.

3

Maine has knocked off three FBS foes; a 9-7 win over Mississippi State in 2004, a 24-14 win at UMass in 2013 and a 31-28 victory over Western Kentucky in 2018.

48

Maine has recorded 48 first-team all-conference honors, including four in 2011 and 2018 and six in 2013.

Offensive Players to Watch

#12 Joe Fagnano (Fr. QB)

Set a **UMaine record with an 90-yard completion to Andre Miller (11/2 - at UAlbany)**
2x CAA Rookie of the Week - holds top three longest TD passes in Maine history (90, 88, 87)
2019: Went 20-for-29 for his second-highest passing yards total (320) and two scores in a win at Elon (11/9) ... Broke Maine's all-time record with a 90-yard touchdown completion to Andre Miller at UAlbany while going 12-for-18 for 257-yards and four touchdowns ... Went 15-for-22 for 249-yards and two touchdowns to earn his first collegiate win, defeating William & Mary (10/26) ... Named CAA Rookie of the Week and presented the New England Football Writers Gold Helmet Award after going 25-for-37 for 445-yards and five touchdowns at Liberty (10/19). The passing yardage was the most by a Maine QB since 2009 while his passing total and total yardage (469) were both 2019 CAA single-game highs for the year ... Tallied career-highs in completions (10) attempts (16) and passing yards (157) while adding a career-high 55-yards rushing and his first passing touchdown against Richmond (10/12).

#81 Earnest Edwards (Sr., WR) - Preseason All-CAA WR & KR

Has accounted for a TD in 15 of his last 16 games (17 receiving, 4 kick return, 1 rushing, 3 passing - 25 total)
Brooks second all-time at UMaine with 2,523 receiving yards, 90 yards from the all-time record (Sergio Hebra - 2,612) - Ranks 16 receptions from 150 in his career | 13th all-time at Maine with 134 receptions, one behind Gene Benner (135) for 12th and six behind Landis Williams for 11th (142) | Became 10th player in Maine history with 2,000 receiving yards | has eight, 100-yard receiving performance (5 in 2019) - Set school records for kickoff return yards in a game (198) and tied his own record for kickoff return touchdowns in game (2) and matched the all-time school record for longest kickoff return in school history (100) at Colgate; earned STATS FCS National Special Teams Player of the Week and CAA Special Teams Player of the Week honors for his performance at Colgate.

2019: Moved into second on Maine's all-time receiving yards list after a five catch, 153-yard, one touchdown performance in a win at Elon. Also added his fifth career TD pass at Elon (11/9) ... Climbed to third on Maine's all-time receiving yards list after recording team-highs of six receptions and 134-yards with a touchdown at UAlbany (11/2) ... Moved into fifth all-time in receiving yards at Maine with four catches for 92-yards and a touchdown against William & Mary (10/26) ... Moved into sixth on Maine's all-time receiving list with his sixth 100-plus yard receiving performance of his career after snatching six catches for 127 yards and two scores at Liberty (10/19) ... Went over the century mark for receiving yards for the fifth time in his career with a game-high 140-yards receiving on four receptions, including a touchdown, at Villanova (9/28). Also added his second passing touchdown of the season on an eight yard pass against the Wildcats ... Broke his previous school record for kickoff return yards in a game (198), matched his school record with a pair of kickoff return touchdowns and tied the school record with a 100-yard return at Colgate (9/21). Had a 95 yard and 100 yard kickoff return for a touchdown and added a pair of receptions for 60-yards and a touchdown all against Colgate ... Tallied the fourth, 100+ receiving yard performance of his career with six catches for 116-yards and a touchdown against No. 8 Towson (9/14) ... Recorded his 100th career reception, making four total catches for 73 yards at Georgia Southern while adding his second career touchdown pass (21-yards) ... Moved into 13th on Maine's all-time receiving yards list with his performance at Georgia Southern (9/7) ... Tallied three receptions for 84 yards and a score against Sacred Heart (8/30) ... **PRESEASON 2019:** Preseason All-CAA Team at wide receiver and kick return specialist ... Phil Steele Preseason All-CAA First Team (WR), Second Team (KR).

#11 Jaquan Blair (Sr., WR)

Ranks 15th on Maine's all-time receiving list (1,601), 78 yards out of 14th (1,679), 399 receiving yards away from 2,000 for his career, 24 catches away from 150 in his career

2019: Registered a game-high seven catches for 55-yards and a touchdown in a win at Elon (11/9) ... Surpassed the 1,500-yards receiving mark for his career with four catches for 115-yards and two touchdowns against William & Mary, his second-straight game with two touchdowns (10/26) ... Led Maine in catches (8) for 99-yards to go along with two touchdowns at Liberty (10/19) ... Tallied his 100th career reception, totaling six catches for 56-yards and a touchdown, against Richmond (10/12) ... Recorded a career-high 12 catches for 120-yards at Villanova (9/28) ... Tallied five catches for 61 yards against No. 8 Towson (9/14) ... Surpassed 1,000 receiving yards for his career with five catches for 78-yards and score at Georgia Southern (9/7) ... Tallied seven catches for a career-best 140 yards, including a career-long 68 yard reception, and a touchdown in the season opener vs. Sacred Heart (8/30).

#7 Emmanul Reed (R-Sr., RB)

2019: Rushed for game-high 55-yards in a win at Elon (11/9) ... Rushed 11 times for 50-yards and a score at UAlbany (11/2) ... Carried the ball 15 times for 62-yards and a touchdown at Colgate (9/21) ... Rushed for 62 yards and two scores in his UMaine debut against Sacred Heart (8/30) ... **BEFORE MAINE:** Spent four years at the University at Buffalo ... Appeared in 29 games with the Bulls where he compiled 288 carries for 1,244 yards and 10 touchdowns.

#10 Andre Miller (Jr., WR)

Set a UMaine record for longest catch in Maine history with a 90-yard reception at UAlbany (11/2)
2019: Broke his own school-record (87 yds) with a 90-yard touchdown reception at UAlbany (11/2) ... Recorded five catches and his third, 100-plus yard receiving total (108) of his career to go along with a 43-yard touchdown reception at Liberty (10/19) ... Totaled his second, 100+ receiving yards performance with four catches for 115-yards and a touchdown against Richmond (10/12) ... Hauled in an eight yard touchdown reception at Villanova (9/28) ... Tallied five receptions for 77 yards against No. 8 Towson (9/14) ... Pulled down five catches for 53 yards in the season opener vs. Sacred Heart (8/30).

#27 Joe Fitzpatrick (R-Sr., RB)

75 rush yards away from 1,500 for his career

2019: Tallied his sixth rushing touchdown of the year in a win at Elon (11/9) ... Carried the ball 13 times for 77-yards at UAlbany (11/2) ... Rushed for 57-yards and a touchdown against William & Mary (10/26) ... Tallied a game-high 93-yards rushing on 19 carries against Richmond (10/12) ... Surpassed 1,000-yards rushing for his career with 102-yards on 16 carries with a touchdown at Colgate (9/21) ... Rushed for 36 yards and a touchdown in the season opener against Sacred Heart (8/30).

#2 Devin Young (So., WR)

2019: Made a career-long 60-yard touchdown reception, added four more catches and finishing with 87-yards, in a win at Elon (11/9) ... Set career-highs in receptions (6) and receiving yards (106) at Liberty (10/19) ... For the third-game in a row, tallied five receptions for 46-yards at Villanova (9/28) ... Again snatched five receptions for 65 yards against No. 8 Towson (9/14) ... Tallied five catches, totaling 71-yards and a touchdown at Georgia Southern (9/7) ... Made four catches for a career-high 104 yards, including a career-long 42 yard reception, with a score in the season opener against Sacred Heart (8/30)

#38 Shawn Bowman (R-Fr., TE)

2019: Registered his first career touchdown reception, a 2-yard score at UAlbany (11/2) ... Recorded a career-high 57 yards receiving with four catches against No. 8 Towson (9/14) ... Tallied a career-high five receptions for 36 yards at Georgia Southern (9/7) ... In his first career game, recorded two receptions for 34 yards against Sacred Heart (8/30).

Season Standing Notes

Defensive Honors

- Manny Patterson** _____ Sr, DB
 - Buck Buchanan Award Preseason Watch List
 - STATS Preseason All-American First Team
 - CAA Preseason All-Conference
 - Phil Steele Preseason All-American
 - Phil Steele All-CAA First Team
- Deshawn Stevens** _____ Jr, LB
 - CAA Preseason All-Conference
 - STATS Preseason All-American Third Team
- Kayon Whitaker** _____ Sr, DL
 - CAA Preseason All-Conference
 - STATS Preseason All-American Second Team
- Taji Lowe** _____ Sr, LB
 - CAA Preseason All-Conference
- Charles Mitchell** _____ Sr, DL
 - CAA Preseason All-Conference Honorable Mention
- Derek Deoul** _____ Sr, P
 - CAA Special Teams Player of the Week (11/4)

CAA POW Nominees

Game	Off.	Def.	Sp. Tms.	Rookie
SHU	Ferguson			
TOW			Doak	
COL	Edwards		Edwards	
VILL				
RICH				
LIB	Fagnano			Fagnano
WM		Whitaker		Fagnano
UA		Whitaker	Deoul	Fagnano
ELON	Edwards	Otero		Fagnano

***Bold denotes winning the award**

Weekly Top 25 Rankings

The following is a weekly breakdown of where the Black Bears stand in the national top 25 polls, based on STATS FCS and the FCS Coaches.

Week	STATS FCS	Coaches
Aug. 26	7	7
Sept. 2	6	6
Sept. 9	7	9
Sept. 16	12	16
Sept. 23	12	16
Sept. 30	20	22
Oct. 7	18	20
Oct. 14	rv	--
Oct. 21	--	--
Oct. 28	--	--
Nov. 4	--	--
Nov. 11	--	--

Defensive Players to Watch

#12 Taji Lowe (Sr., LB) - Preseason All-CAA

25 tackles from 250 in his career - Maine's active tackle leader (225)

2019: Registered eight tackles, 1.5 for loss, at UAlbany (11/2) ... For the second-consecutive game, led Maine in tackles with 11, including one or loss and the 200th stop of his career, at Liberty (10/19) ... Led Maine with 10 tackles, one for loss, against Richmond (10/12) ... Tallied a team-high nine tackles at Villanova (9/28) ... Recorded a career-high 12 stops, 2.0 for loss with a half sack, in a win at Colgate (9/21) ... Tallied six stops, 1.0 for loss, against No. 8 Towson (9/14) ... Made seven stops, 0.5 for loss, in his season debut at Georgia Southern (9/7) ... **PRESEASON 2019:** Preseason All-CAA Team. **2018:** Started 13 games ... set career highs in tackles (85), tackles for loss (15.0) and sacks (3.0) ... also recorded a forced fumble, two fumble recoveries and a pair of pass breakups.

#1 Manny Patterson (Sr., DB) - Buck Buchanan Award Watch List

2019: Will miss the remainder of the season after suffering a knee injury at UAlbany (11/2) ... Registered five tackles, one for loss, and a pass breakup against William & Mary (10/26) ... Tallied a career-high eight tackles against No. 8 Towson (9/14) ... **PRESEASON 2019:** STATS FCS All-American First Team ... HERO Sports Preseason All-American ... Selected to the College Football America Yearbook's FCS Preseason Starting Lineup. **2018:** All-CAA First Team ... All-ECAC Second Team ... All-New England Team ... Started all 14 games ... made 47 tackles ... tied for team lead with three interceptions ... ranked third in the country in pass breakups per game, leading the CAA with 22 total pass deflections.

#23 Adrian Otero (So., LB)

2019: Recorded a team-high 11 tackles with a career-high 2.0 sacks in a win at Elon (11/9) ... Notched eight stops with a pass breakup at UAlbany (11/2) ... Registered a career-high 12 tackles and recovered a fumble in a win over William & Mary (10/26) ... Recorded 10 tackles, 1.5 loss with a half sack, to go along with three pass breakups in a win at Colgate (9/21) ... Tallied seven tackles, 1.5 for loss with a half sack, against No. 8 Towson (9/14) ... **2018:** Played in 13 games with one start ... Tallied 13 tackles on the year.

#8 Jaron Grayer (Jr., LB)

One tackle from 150 in his career

2019: Recorded a team-high seven tackles in the season opener against Sacred Heart (8/30) ... **2018:** Appeared in 13 games with two starts ... made 42 tackles, including 7.0 for loss, with 4.0 sacks, a forced fumble and two interceptions.

#9 Kayon Whitaker (Sr., DL) - Preseason All-CAA

33 tackles from 200 in his career ... Maine's active leader in TFLs (40.5) and sacks (26.0) ... 1.5 sacks out of second on Maine's all-time list (Mike Denino 27.5)

2019: For third week in a row, registered multiple sacks (2.0) and TFLs (3.0) with five total tackles in a win at Elon (11/9) ... Racked up six tackles at UAlbany (11/2) with 2.5 sacks, 2.5 TFLs and forced and recovered a fumble for the second consecutive week ... Registered career-highs in tackles (11) and tackles for loss (4.0) to go along with a sack, forced fumble and fumble recovery in a win over William & Mary (10/26) ... Tallied seven stops with a pair of sacks and 2.5 tackles for loss in a win at Colgate (9/21) ... Made a season-high eight tackles, 1.5 for loss with a half sack, against No. 8 Towson (9/14) ... **PRESEASON 2019:** STATS FCS All-American Second Team ... Preseason All-CAA Team.

#5 Charles Mitchell (Sr., DL) - Preseason All-CAA Honorable Mention

1.0 sack away from 10.0 in his career

2019: Registered four stops in a win at Elon (11/9) ... Tallied a career-high 3.0 tackles for loss, finishing with a sack and six total tackles, against Richmond (10/12) ... Recorded three tackles, including one for loss, with a forced fumble in a win at Colgate (9/21) ... Made a season-high seven tackles, including 1.0 for loss, at Georgia Southern (9/7) ... **PRESEASON 2019:** CAA Preseason All-Conference Honorable Mention.

#18 Alejandro Oregon (Sr., DL)

2019: Recorded a strip sack in a win at Elon (11/9) ... Tallied three tackles with a sack and 1.5 tackles for loss, in a win at Colgate (9/21) ... Matched a career-high with six stops while forcing a fumble at Georgia Southern (9/7).

#28 Shaquille St-Lot (So., DB)

2019: Tallied a career-high four pass breakups with three tackles at UAlbany (11/2) ... Registered a career-high five tackles with a pass breakup at Liberty (10/19) ... Matched a career-best with three pass breakups in the season opener against Sacred Heart (8/30).

#24 Katley Joseph (So., DB)

2019: Matched his career-high with four pass breakups to go along with four tackles in a win at Elon (11/9) ... Recorded a career-high nine tackles at UAlbany (11/2).

#52 Jamehl Wiley (So., DL)

2019: Recovered his second fumble in as many weeks in a win at Elon (11/9) ... Tallied a half sack and recovered a fumble at UAlbany (11/2) ... Notched four tackles with a sack against Richmond (10/12) ... Recorded three stops, with a sack and a half, at Colgate (9/21).

#3 Rich Carr (So., DB)

2019: Registered four tackles with two pass breakups at UAlbany (11/2) ... Made six stops against William & Mary (10/26) ... Tallied his first interception of the year to go along with five tackles, including one for loss, at Liberty (10/19) ... Recorded a new career-high with seven tackles against No. 8 Towson (9/14) ... Recovered a fumble and notched four stops at Georgia Southern (9/7) ... Tallied four tackles in the season opener against Sacred Heart (8/30).

#4 Joshua Huffman (Sr., DB)

2019: Made a career-high eight stops, forced a fumble and registered a pass deflection at Liberty (10/19) ... Racked up six tackles against Richmond (10/12) ... Made five stops, 1.0 for loss, with a pass breakup in a win at Colgate (9/21) ... Tallied a career-best seven stops at Georgia Southern (9/7) ... Recorded six tackles, to go along with a pass breakup, in the season opener against Sacred Heart (8/30).

#20 Max Roberts (R-Jr., DL)

2019: Registered a career-high four tackles with a half sack at UAlbany (11/2) ... Made three stops with a forced fumble against William & Mary (10/26) ... Tallied a sack at Liberty (10/19) ... Registered a career-high three tackles to go along with career-bests in sacks (2.5) and TFLs (2.5) at Colgate (9/21).

#30 Erick Robertson (Jr., DB)

2019: Made a career-best six tackles against William & Mary (10/26) ... Tallied five stops, 0.5 for loss, in the season opener against Sacred Heart (8/30).

#26 Myles Taylor (R-Fr., LB)

2019: Registered three tackles with a half sack and a forced fumble at UAlbany (11/2) ... Tallied four stops in his first career start at Colgate (9/21) ... Recorded a career-best eight tackles, including 2.0 for loss, against No. 8 Towson (9/14).

Individual Game Career Highs - Offense

Quarterback	Completions	Attempts	Yards	Touchdowns	Long Comp.
#14 Ferguson	30 at Rhode Island (10/13/18)	54 at Eastern Washington (12/15/18)	423 vs. Sacred Heart (8/30/19)	5 (2x) vs. Jacksonville State (12/1/18)	77 yards vs. UAlbany (10/27/18)
#12 Fagnano	25 at Liberty (10/19/19)	37 at Liberty (10/19/19)	445 at Liberty (10/19/19)	5 at Liberty (10/19/19)	90 at UAlbany (11/2/19)

Rushing	Attempts	Yards	Touchdowns	Long Rush
#27 Fitzpatrick	21 at Western Kentucky (9/8/18)	103 vs. Bryant (9/9/17)	1 (11x) at Elon (11/9/19)	35 vs. UMass (11/11/17)
#81 Edwards	9 vs. Villanova (10/6/18)	52 vs. Villanova (10/16/18)	1 (3x) vs. Jacksonville State (12/1/18)	26 vs. Villanova (11/5/16)
#7 Reed	33 at Kent State (9/30/17)	144 at Kent State (9/30/17)	3 at Kent State (9/30/17)	55 at Kent State (9/30/17)
#42 Brooks	11 vs. Sacred Heart (8/30/19)	57 vs. Sacred Heart (8/30/19)	--	39 vs. Sacred Heart (8/30/19)
#22 Murray	1 (2x) vs. Richmond (10/12/19)	--	--	--
#12 Fagnano	16 at Liberty (10/19/19)	55 vs. Richmond (10/12/19)	--	37 vs. Richmond (10/12/19)

Receiving	Receptions	Yards	Touchdowns	Long Reception
#11 Blair	12 at Villanova (9/28/19)	140 vs. Sacred Heart (8/30/19)	2 (2x) vs. William & Mary (10/26/19)	68 vs. Sacred Heart (8/30/19)
#81 Edwards	9 at William & Mary (10/20/18)	196 at William & Mary (10/20/18)	2 (5x) at Liberty (10/19/19)	88 at Elon (11/9/19)
#2 Young	6 at Liberty (10/19/19)	106 at Liberty (10/19/19)	1 (4x) at Elon (11/9/19)	60 at Elon (11/9/19)
#10 Miller	9 at Eastern Washington (12/15/18)	129 at Eastern Washington (12/15/18)	1 (5x) at UAlbany (11/2/19)	90 at UAlbany (11/2/19)
#7 Reed	4 (2x) at Akron (10/28/17)	72 vs. Northern Illinois (10/14/17)	1 vs. Northern Illinois (10/14/17)	40 vs. Northern Illinois (10/14/17)
#38 Bowman	5 at Georgia Southern (9/7/19)	57 vs. Towson (9/14/19)	1 at UAlbany (11/2/19)	36 vs. Towson (9/14/19)
#15 Jean-Charles	2 vs. Sacred Heart (8/30/19)	8 vs. Sacred Heart (8/30/19)	1 at UAlbany (11/2/19)	6 vs. Sacred Heart (8/30/19)
#82 Falaki	1 (2x) vs. Richmond (10/12/19)	14 vs. Richmond (10/12/19)	--	14 vs. Richmond (10/12/19)
#87 Hennie	2 vs. Towson (9/14/19)	23 vs. Towson (9/14/19)	--	15 vs. Towson (9/14/19)
#22 Murray	1 at Villanova (9/28/19)	7 at Villanova (9/28/19)	--	7 at Villanova (9/29/19)

Kicking	FG's Made	Long FG	PATs Made
#31 Doak	3 vs. Towson (9/14/19)	52 vs. Villanova (10/6/18)	6 (2x) at UAlbany (11/2/19)

Individual Game Career Highs - Defense

DL/LBs	Tackles	Solo	Assisted	TFLs	Sacks	INTs
#9 Whitaker	11 vs. William & Mary (10/26/19)	7 vs. William & Mary (10/26/19)	8 vs. Towson (9/14/19)	4.0 vs. William & Mary (10/26/19)	3.0 vs. UAlbany (10/27/18)	--
#8 Grayer	12 vs. W&M (10/28/17)	9 at UNH (8/31/17)	9 (3x) vs. Delaware (11/4/17)	3.0 vs. Bryant (9/9/17)	1.0 (6x) at Richmond (11/10/18)	1 (2x) at Weber State (12/7/18)
#6 D. Stevens	16 vs. Elon (11/17/18)	6 vs. Elon (11/17/18)	11 vs. Delaware (11/4/17)	2.5 (2x) at William & Mary (10/20/18)	2.0 vs. Villanova (10/6/18)	1 at Central Michigan (9/22/18)
#12 Lowe	12 at Colgate (9/21/19)	8 at Liberty (10/19/19)	8 vs. Elon (11/17/18)	2.0 (4x) at Colgate (9/21/19)	1.0 (2x) vs. Jacksonville State (12/1/18)	--
#5 Mitchell	8 at JMU (9/23/17)	4 at Villanova (9/28/19)	7 vs. Delaware (11/4/17)	3.0 vs. Richmond (10/12/19)	2.5 vs. UNH (8/30/18)	--
#18 Oregon	6 (2x) at Georgia Southern (9/7/19)	4 (2x) at Georgia Southern (9/7/19)	4 vs. W&M (10/28/17)	2.0 (2x) vs. Elon (11/17/18)	2.0 at Villanova (10/7/17)	--
#52 Wiley	7 at Central Michigan (9/22/18)	5 at Central Michigan (9/22/18)	4 at Villanova (9/28/19)	2.0 at Central Michigan (9/22/18)	1.5 at Colgate (9/21/19)	--
#23 Otero	12 vs. William & Mary (10/26/19)	9 at Elon (11/9/19)	11 vs. William & Mary (10/26/19)	2.0 at Elon (11/9/19)	2.0 at Elon (11/9/19)	--
#44 Bowman	4 at Colgate (9/21/19)	1 (9x) at UAlbany (11/2/19)	3 at Colgate (9/21/19)	1.0 (3x) at Villanova (9/28/19)	1.0 vs. Jacksonville State (12/1/18)	--
#40 Elliott	3 (2x) vs. William & Mary (10/26/19)	--	3 (2x) vs. William & Mary (10/26/19)	--	--	--
#98 Smith Cobb	2 vs. Sacred Heart (8/30/19)	1 (3x) at Elon (11/9/19)	1 vs. Sacred Heart (8/30/19)	--	--	--
#99 Lezin	4 at Georgia Southern (9/7/19)	2 at Villanova (9/28/19)	3 (2x) at UAlbany (11/2/19)	1.0 at Villanova (9/28/19)	--	--
#26 Taylor	8 vs. Towson (9/14/19)	4 vs. Towson (9/14/19)	4 vs. Towson (9/14/19)	2.0 vs. Towson (9/14/19)	--	--
#15 Jean-Charles	4 at Elon (11/9/19)	4 at Elon (11/9/19)	3 vs. William & Mary (10/26/19)	1.0 at Elon (11/9/19)	1.0 at Elon (11/9/19)	1 at UAlbany (11/2/19)

DBs	Tackles	Solo	Assisted	Break-ups	INTs
#1 Patterson	8 vs. Towson (9/14/19)	6 vs. Towson (9/14/19)	4 vs. Elon (11/17/18)	5 (2x) vs. Stony Brook (11/18/17)	1 (2x) at Eastern Wash. (12/15/18)
#30 Robertson	6 vs. William & Mary (10/26/19)	5 vs. William & Mary (10/26/19)	1 (7x) vs. Richmond (10/12/19)	3 vs. Stony Brook (11/18/17)	1 vs. Jacksonville State (12/1/18)
#13 Swann	1 (6x) at Liberty (10/19/19)	1 (5x) at Liberty (10/19/19)	1 vs. UNH (8/30/18)	1 (2x) at Liberty (10/19/19)	--
#3 Carr	7 vs. Towson (9/14/19)	5 (2x) vs. Towson (9/14/19)	3 (2x) vs. William & Mary (10/26/19)	2 at UAlbany (11/2/19)	1 (4x) at Liberty (10/19/19)
#28 St-Lot	5 at Liberty (10/19/19)	5 at Liberty (10/19/19)	2 (3x) vs. Richmond (10/12/19)	4 at UAlbany (11/2/19)	--
#24 Joseph	9 at UAlbany (11/2/19)	6 at UAlbany (11/2/19)	4 at Weber State (12/7/18)	4 (2x) at Elon (11/9/19)	1 at Yale (9/29/18)
#4 Huffman	8 at Liberty (10/19/19)	7 at Liberty (10/19/19)	3 (3x) at UAlbany (11/2/19)	1 (9x) vs. William & Mary (10/26/19)	1 vs. Bryant (9/9/17)

Career Numbers

2019 University of Maine Football MAINE Individual Season/Career Statistics (as of Nov 11, 2019) All games

	SEASON									CAREER								
Rushing	gp	att	gain	loss	net	avg	td	lg	avg/g	gp	att	gain	loss	net	avg	td	lg	avg/g
Fitzpatrick, Jo	10	107	524	20	504	4.7	6	22	50.4	40	301	1493	68	1425	4.7	11	35	35.6
Reed, Emmanuel	10	98	418	26	392	4.0	4	30	39.2	10	98	418	26	392	4.0	4	30	39.2
Fagnano, Joe	6	67	238	88	150	2.2	0	37	25.0	6	67	238	88	150	2.2	0	37	25.0
Young, Devin	10	30	152	14	138	4.6	0	27	13.8	24	49	322	21	301	6.1	0	29	12.5
Brooks, Elijah	4	12	62	4	58	4.8	0	39	14.5	8	13	65	4	61	4.7	0	39	7.6
Edwards, Earnes	9	5	31	2	29	5.8	0	11	3.2	43	62	365	53	312	5.0	3	26	7.3
Dobson, Liam	10	1	1	0	1	1.0	0	1	0.1	30	1	1	0	1	1.0	0	1	0.0
Murray, Curtis	3	2	0	0	0	0.0	0	0	0.0	3	2	0	0	0	0.0	0	0	0.0
Ferguson, Chris	6	13	38	45	-7	-0.5	0	18	-1.2	28	94	199	320	-121	-1.3	3	25	-4.3
TEAM	8	7	0	10	-10	-1.4	0	0	-1.2									
Total	10	342	1464	209	1255	3.7	10	39	125.5									
Opponents	10	358	1911	350	1561	4.4	23	75	156.1									
Passing	gp	effic	comp-att-int	pct	yds	td	lg	avg/g	gp	effic	comp-att-int	pct	yds	td	lg	avg/g		
Ferguson, Chris	6	132.05	116-201-8	57.7	1655	8	68	275.8	28	124.23	496-885-30	56.0	6091	46	77	217.5		
Fagnano, Joe	6	196.63	83-124-3	66.9	1436	14	90	239.3	6	196.63	83-124-3	66.9	1436	14	90	239.3		
Edwards, Earnes	9	388.73	5-6-0	83.3	61	4	21	6.8	43	358.95	6-8-0	75.0	74	5	21	1.7		
Deoul, Derek	10	158.80	1-1-0	100.0	7	0	7	0.7	41	158.80	1-1-0	100.0	7	0	7	0.2		
Total	10	160.89	205-332-11	61.7	3159	26	90	315.9										
Opponents	10	124.63	150-293-2	51.2	2059	14	77	205.9										
Receiving	gp	no.	yds	avg	td	lg	avg/g	gp	no.	yds	avg	td	lg	avg/g				
Blair, Jaquan	10	57	748	13.1	8	68	74.8	44	126	1601	12.7	13	68	36.4				
Edwards, Earnes	9	40	979	24.5	9	88	108.8	43	134	2523	18.8	26	88	58.7				
Young, Devin	10	36	527	14.6	3	60	52.7	24	69	748	10.8	4	60	31.2				
Miller, Andre	10	28	529	18.9	4	90	52.9	24	44	816	18.5	5	90	34.0				
Bowman, Shawn	10	22	219	10.0	1	36	21.9	10	22	219	10.0	1	36	21.9				
Jean-Charles, O	10	7	17	2.4	1	6	1.7	10	7	17	2.4	1	6	1.7				
Reed, Emmanuel	10	6	72	12.0	0	29	7.2	10	6	72	12.0	0	29	7.2				
Hennie, Jacob	7	2	23	11.5	0	15	3.3	7	2	23	11.5	0	15	3.3				
Falaki, Kevin	10	2	22	11.0	0	14	2.2	10	2	22	11.0	0	14	2.2				
Fitzpatrick, Jo	10	2	15	7.5	0	10	1.5	40	17	58	3.4	0	14	1.5				
Rymer, Daniel	10	1	12	12.0	0	12	1.2	21	1	12	12.0	0	12	0.6				
Murray, Curtis	3	1	7	7.0	0	7	2.3	3	1	7	7.0	0	7	2.3				
Ferguson, Chris	6	1	-11	-11.0	0	0	-1.8	28	1	-11	-11.0	0	0	-0.4				
Total	10	205	3159	15.4	26	90	315.9											
Opponents	10	150	2059	13.7	14	77	205.9											
Total Offense	g	plays	rush	pass	total	avg/g	g	plays	rush	pass	total	avg/g						
Ferguson, Chris	6	214	-7	1655	1648	274.7	28	979	-121	6091	5970	213.2						
Fagnano, Joe	6	191	150	1436	1586	264.3	6	191	150	1436	1586	264.3						
Fitzpatrick, Jo	10	107	504	0	504	50.4	40	301	1425	0	1425	35.6						
Reed, Emmanuel	10	98	392	0	392	39.2	10	98	392	0	392	39.2						
Young, Devin	10	30	138	0	138	13.8	24	49	301	0	301	12.5						
Edwards, Earnes	9	11	29	61	90	10.0	43	70	312	74	386	9.0						
Brooks, Elijah	4	12	58	0	58	14.5	8	13	61	0	61	7.6						
Deoul, Derek	10	1	0	7	7	0.7	41	2	7	7	14	0.3						
Dobson, Liam	10	1	1	0	1	0.1	30	1	1	0	1	0.0						
TEAM	8	7	-10	0	-10	-1.2												
Total	10	674	1255	3159	4414	441.4												
Opponents	10	651	1561	2059	3620	362.0												

Career Numbers

2019 University of Maine Football MAINE Individual Season/Career Statistics (as of Nov 11, 2019) All games

	SEASON							CAREER										
	td	fg	PAT				dxp	saf	pts	td	fg	PAT				dxp	saf	pts
Scoring			kick	rush	rcv	pass						rush	rcv	pass				
Doak, Kenny	-	11-18	35-35	-	-	-	-	-	68	-	25-41	84-91	-	-	-	-	-	159
Edwards, Earnes	11	-	-	-	-	-	-	-	66	35	-	-	-	-	-	-	-	210
Blair, Jaquan	8	-	-	-	1	-	-	-	50	13	-	-	1	-	-	-	-	80
Fitzpatrick, Jo	6	-	-	-	-	-	-	-	36	11	-	-	-	-	-	-	-	66
Reed, Emmanuel	4	-	-	-	-	-	-	-	24	4	-	-	-	-	-	-	-	24
Miller, Andre	4	-	-	-	-	-	-	-	24	5	-	-	-	-	-	-	-	30
Young, Devin	3	-	-	-	-	-	-	-	18	4	-	-	-	-	-	-	-	24
Jean-Charles, O	2	-	-	-	-	-	-	-	12	2	-	-	-	-	-	-	-	12
Bowman, Shawn	1	-	-	-	-	-	-	-	6	1	-	-	-	-	-	-	-	6
Cameron, Carson	-	-	2-2	-	-	-	-	-	2	-	-	2-2	-	-	-	-	-	2
TEAM	-	-	-	0-1	-	-	-	1	2	-	-	-	-	-	-	-	-	-
Ferguson, Chris	-	-	-	-	-	1-1	-	-	0	3	-	-	-	-	3-5	-	-	18
Total	39	11-18	37-37	0-1	1	1-1	-	1	308									
Opponents	38	11-15	34-36	-	-	0-2	-	-	295									

Punt Returns	no.	yds	avg	td	lg	no.	yds	avg	td	lg
Blair, Jaquan	8	112	14.0	0	39	8	112	14.0	0	39
Miller, Andre	4	33	8.2	0	30	4	33	8.2	0	30
Swann, Jordan	3	29	9.7	0	14	3	29	9.7	0	14
Total	15	174	11.6	0	39					
Opponents	9	84	9.3	0	22					

Kick Returns	no.	yds	avg	td	lg	no.	yds	avg	td	lg
Edwards, Earnes	15	470	31.3	2	100	85	2211	26.0	6	100
Young, Devin	5	108	21.6	0	42	7	146	20.9	0	42
Jean-Charles, O	3	39	13.0	0	14	3	39	13.0	0	14
Swann, Jordan	2	71	35.5	0	49	8	176	22.0	0	49
Fitzpatrick, Jo	2	21	10.5	0	16	9	112	12.4	0	28
Huffman, Joshua	1	0	0.0	0	0	1	0	0.0	0	0
Hennie, Jacob	1	0	0.0	0	0	1	0	0.0	0	0
Laverriere, Mic	1	7	7.0	0	7	2	7	3.5	0	7
Total	30	716	23.9	2	100					
Opponents	49	1150	23.5	1	97					

Interceptions	no.	yds	avg	td	lg	no.	yds	avg	td	lg
Carr, Richard	1	15	15.0	0	15	4	25	6.2	0	15
Jean-Charles, O	1	47	47.0	1	47	1	47	47.0	1	47
Total	2	62	31.0	1	47					
Opponents	11	193	17.5	0	73					

Fumble Returns	no.	yds	avg	td	lg	no.	yds	avg	td	lg
Total	0	0	0.0	0	0					
Opponents	1	29	29.0	0	29					

Career Numbers

2019 University of Maine Football MAINE Individual Season/Career Statistics (as of Nov 11, 2019) All games

All Purpose	SEASON								CAREER							
	g	rush	rcv	pr	kr	ir	total	avg/g	g	rush	rcv	pr	kr	ir	total	avg/g
Edwards, Earnes	9	29	979	0	470	0	1478	164.2	43	312	2523	27	2211	0	5073	118.0
Blair, Jaquan	10	0	748	112	0	0	860	86.0	44	23	1601	112	0	0	1736	39.5
Young, Devin	10	138	527	0	108	0	773	77.3	24	301	748	0	146	16	1211	50.5
Miller, Andre	10	0	529	33	0	0	562	56.2	24	0	816	33	0	0	849	35.4
Fitzpatrick, Jo	10	504	15	0	21	0	540	54.0	40	1425	58	0	112	0	1595	39.9
Reed, Emmanuel	10	392	72	0	0	0	464	46.4	10	392	72	0	0	0	464	46.4
Bowman, Shawn	10	0	219	0	0	0	219	21.9	10	0	219	0	0	0	219	21.9
Fagnano, Joe	6	150	0	0	0	0	150	25.0	6	150	0	0	0	0	150	25.0
Jean-Charles, O	10	0	17	0	39	47	103	10.3	10	0	17	0	39	47	103	10.3
Swann, Jordan	7	0	0	29	71	0	100	14.3	11	0	0	29	176	0	205	18.6
Brooks, Elijah	4	58	0	0	0	0	58	14.5	8	61	0	0	0	0	61	7.6
Hennie, Jacob	7	0	23	0	0	0	23	3.3	7	0	23	0	0	0	23	3.3
Falaki, Kevin	10	0	22	0	0	0	22	2.2	10	0	22	0	0	0	22	2.2
Carr, Richard	10	0	0	0	0	15	15	1.5	23	0	0	15	0	25	40	1.7
Rymer, Daniel	10	0	12	0	0	0	12	1.2	21	0	12	11	0	0	23	1.1
Murray, Curtis	3	0	7	0	0	0	7	2.3	3	0	7	0	0	0	7	2.3
Laverriere, Mic	10	0	0	0	7	0	7	0.7	20	0	0	0	7	0	7	0.3
Dobson, Liam	10	1	0	0	0	0	1	0.1	30	1	0	0	0	0	1	0.0
TEAM	8	-10	0	0	0	0	-10	-1.2								
Ferguson, Chris	6	-7	-11	0	0	0	-18	-3.0	28	-121	-11	0	0	0	-132	-4.7
Total	10	1255	3159	174	716	62	5366	536.6								
Opponents	10	1561	2059	84	1150	193	5047	504.7								

Field Goals	att	good	long	blkd	att	good	long	blkd
Doak, Kenny	18	11	45	0	41	25	52	3
Total	18	11	45	0				
Opponents	15	11	40	0				

Punting	no.	yds	avg	lg	blk	no.	yds	avg	lg	blk
Deoul, Derek	24	1038	43.2	66	2	146	5693	39.0	66	3
Gelb, David	10	363	36.3	55	0	51	1843	36.1	59	0
TEAM	2	0	0.0	0	0					
Total	36	1401	38.9	66	2					
Opponents	44	1807	41.1	68	0					

Kickoffs	no.	yds	avg	tb	ob	no.	yds	avg	tb	ob
Cooley, Brian	45	2501	55.6	1	0	45	2501	55.6	1	0
Cameron, Carson	10	591	59.1	0	2	10	591	59.1	0	2
Doak, Kenny	2	16	8.0	0	1	74	4106	55.5	8	4
Total	57	3108	54.5	1	3					
Opponents	58	3282	56.6	22	3					

2019 University of Maine Football
MAINE Individual Season/Career Statistics (as of Nov 11, 2019)
All games

#	Defensive Leaders	SEASON										CAREER											
		gp	ua	a	total	tfl	sack	int	pbu	fr	ff	blk	gp	ua	a	total	tfl	sack	int	pbu	fr	ff	blk
12	Lowe, Taji	9	32	42	74	7.0	0.5	2	.	.	.	39	105	120	225	24.0	3.5	.	6	2	1	.	
23	Otero, Adrian	10	27	42	69	5.0	3.0	5	1	.	.	23	31	51	82	5.0	3.0	.	5	1	.	.	
4	Huffman, Joshua	10	35	17	52	1.5	.	3	1	.	.	41	63	24	87	3.5	.	1	10	.	1	.	
9	Whitaker, Kayon	10	23	26	49	15.0	8.0	2	2	2	.	40	86	81	167	40.5	26.0	.	3	3	6	.	
3	Carr, Richard	10	29	14	43	1.5	.	1	2	1	.	23	48	21	69	5.0	.	4	6	1	.	1	
5	Mitchell, Charl	10	11	26	37	6.0	1.0	.	.	1	.	43	48	74	122	25.5	9.0	.	1	2	1	.	
24	Joseph, Katley	10	23	10	33	0.5	.	7	.	.	.	22	45	22	67	3.5	.	1	19	.	.	.	
26	Taylor, Myles	10	16	15	31	2.5	0.5	3	1	.	.	10	16	15	31	2.5	0.5	.	3	.	1	.	
1	Patterson, Mann	9	20	9	29	1.5	.	5	.	.	.	44	80	33	113	2.5	.	3	54	.	.	.	
8	Grayer, Jaron	6	9	19	28	0.5	29	70	79	149	12.0	6.0	2	3	.	3	.	
18	Oregon, Alejand	10	11	12	23	3.5	2.0	.	.	2	1	39	38	44	82	17.0	8.0	.	2	1	4	1	
30	Robertson, Eric	9	19	4	23	0.5	.	1	.	.	.	27	34	9	43	2.5	.	1	8	.	1	.	
52	Wiley, Jamehl	10	4	17	21	3.0	3.0	.	2	.	.	23	20	33	53	9.0	4.5	.	.	4	.	.	
28	St-Lot, Shaquil	10	14	4	18	0.0	.	10	.	.	.	22	23	9	32	0.0	.	.	15	1	.	.	
15	Jean-Charles, O	10	8	8	16	1.5	1.0	1	1	.	.	10	8	8	16	1.5	1.0	1	.	1	.	.	
99	Lezin, Josh	10	4	11	15	1.5	14	4	12	16	1.5	
44	Bowman, Skylar	10	4	10	14	2.0	26	9	19	28	4.5	1.0	.	1	.	.	1	
20	Roberts, Max	9	6	8	14	4.0	4.0	.	.	2	.	9	6	8	14	4.0	4.0	.	.	.	2	.	
41	Dadeboe, Jeremi	9	5	4	9	0.0	.	1	.	.	.	9	5	4	9	0.0	.	.	1	.	.	.	
40	Elliott, Owen	10	2	6	8	0.0	27	6	11	17	0.0	1	
6	Stevens, Deshaw	1	.	5	5	0.0	25	74	101	175	21.5	11.5	1	3	3	1	.	
33	Simon, Ernest	5	4	1	5	0.0	7	4	2	6	0.0	
98	Smith-Cobb, Jon	3	3	1	4	0.0	.	1	1	.	.	3	3	1	4	0.0	.	.	1	1	.	.	
13	Swann, Jordan	7	4	.	4	0.0	.	1	.	.	.	11	4	1	5	0.0	.	.	2	.	.	1	
11	Blair, Jaquan	10	2	.	2	0.0	44	2	1	3	0.0	
75	Mulvey, Chris	10	1	1	2	0.0	22	1	1	2	0.0	
3A	Riobe, Robby	2	2	.	2	0.0	2	2	.	2	0.0	
21	Bunch, Donovan	1	2	.	2	0.0	1	2	.	2	0.0	
25	Rowell, Jordan	4	.	1	1	0.0	4	.	1	1	0.0	
58	Salamone, Raffa	1	.	1	1	0.0	3	.	1	1	0.0	
95	Sambu, Justin	4	.	1	1	0.0	4	.	1	1	0.0	
92	Colee, Bryce	9	1	.	1	0.0	33	1	.	1	0.0	.	.	.	1	.	.	
90	Manns, Khairi	1	.	1	1	0.0	1	.	1	1	0.0	
37	McKinney, Satch	1	1	.	1	0.0	1	1	.	1	0.0	
87	Hennie, Jacob	7	.	1	1	0.0	7	.	1	1	0.0	
38	Bowman, Shawn	10	.	1	1	0.0	10	.	1	1	0.0	
81	Edwards, Earnes	9	1	.	1	0.0	43	5	1	6	0.0	
62	Gerace, Michael	10	1	.	1	0.0	22	1	.	1	0.0	
TM	TEAM	8	1	.	1	1.0	.	.	.	1	.	8	1	.	1	0.0	
93	Cooley, Brian	8	1	.	1	0.0	8	1	.	1	0.0	
	Total	10	326	318	644	58	24	2	43	7	11	1											
	Opponents	10	331	374	705	67	22	11	29	4	5	2											

2019 Team NCAA Rankings

Maine - 2019-20 Football Ranking Summary thru games 11/09/2019

Statistic	National Conference		Value	National Leader	Value	Conference Leader	
	Rank	Rank				Value	Value
3rd Down Conversion Pct (124 ranked)	40	4	0.411	Davidson	0.568	James Madison	0.552
3rd Down Conversion Pct Defense (124 ranked)	57	4	0.383	Sam Houston St.	0.268	James Madison	0.296
4th Down Conversion Pct (124 ranked)	72	7	0.471	Alcorn	1.000	James Madison	0.750
4th Down Conversion Pct Defense (124 ranked)	75	6	0.529	Jackson St.	0.214	Villanova	0.348
Blocked Kicks (60 ranked)	60	7	1	Harvard	8	James Madison William & Mary	5 5
Blocked Kicks Allowed (123 ranked)	56	4	28	28 teams tied	0	Albany (NY)	0
Blocked Punts (21 ranked)				Harvard	6	5 teams tied	2
Blocked Punts Allowed (121 ranked)	94	8	2	66 teams tied	0	5 teams tied	0
Completion Percentage (124 ranked)	29	3	0.617	Southeastern La.	0.692	James Madison	0.687
Defensive TDs (41 ranked)	41	5	1	Grambling	6	Albany (NY)	4
Fewest Penalties (124 ranked)	112	12	83	Dartmouth	29	Delaware	36
Fewest Penalties Per Game (124 ranked)	107	12	8.30	Delaware	3.60	Delaware	3.60
Fewest Penalty Yards (124 ranked)	118	12	822	Princeton	210	New Hampshire	313
Fewest Penalty Yards Per Game (124 ranked)	115	12	82.20	Princeton	26.25	New Hampshire	34.78
First Downs Defense (124 ranked)	52	4	192	Harvard	124	James Madison	141
First Downs Offense (124 ranked)	52	7	197	Houston Baptist	264	James Madison	244
Fumbles Lost (124 ranked)	16	1	4	Drake	1	4 teams tied	4
Fumbles Recovered (121 ranked)	47	3	7	Albany (NY)	15	Albany (NY)	15
Kickoff Return Defense (124 ranked)	107	9	23.47	Tennessee Tech	12.70	Elon	16.74
Kickoff Returns (124 ranked)	15	6	23.87	North Dakota St.	27.78	Richmond	26.45
Net Punting (124 ranked)	97	10	33.25	Bucknell	43.88	Villanova	37.47
Passes Had Intercepted (122 ranked)	88	11	11	North Dakota St.	1	Towson James Madison	4 4
Passes Intercepted (124 ranked)	124	12	2	UIW	17	Towson	15
Passing Offense (124 ranked)	7	1	315.9	Northern Ariz.	355.7	Maine	315.9
Passing Yards Allowed (124 ranked)	41	2	205.9	Jacksonville	144.0	Richmond	203.0
Passing Yards per Completion (124 ranked)	9	2	15.41	Kennesaw St.	21.17	Stony Brook	16.63
Punt Return Defense (124 ranked)	71	6	9.33	Samford	-2.75	Rhode Island	4.08
Punt Returns (124 ranked)	23	2	11.60	Wofford	20.73	James Madison	12.04
Red Zone Defense (124 ranked)	78	10	0.837	Illinois St.	0.545	Elon	0.725
Red Zone Offense (124 ranked)	74	8	0.778	North Dakota	0.964	James Madison	0.922
Rushing Defense (124 ranked)	61	6	156.1	Central Conn. St.	64.6	James Madison	69.9
Rushing Offense (124 ranked)	92	10	125.5	Kennesaw St.	350.0	James Madison	236.3
Sacks Allowed (124 ranked)	70	7	2.30	Wofford	0.11	Villanova	1.10
Scoring Defense (124 ranked)	76	11	29.5	Dartmouth	10.1	James Madison	16.1
Scoring Offense (124 ranked)	46	5	30.8	Dayton	41.2	James Madison	40.4
Tackles for Loss Allowed (124 ranked)	78	8	6.70	San Diego	3.11	Rhode Island	4.30
Team Passing Efficiency (124 ranked)	10	2	160.89	North Dakota St.	183.92	James Madison	165.93
Team Passing Efficiency Defense (124 ranked)	37	4	124.63	North Dakota St.	102.10	James Madison	117.49
Team Sacks (124 ranked)	45	4	2.40	Harvard	4.63	James Madison	3.10
Team Tackles for Loss (124 ranked)	74	8	5.8	Sam Houston St.	11.4	James Madison	8.9
Time of Possession (124 ranked)	17	1	31:53	The Citadel	35:26	Maine	31:53
Total Defense (124 ranked)	37	2	362.0	Central Conn. St.	276.6	James Madison	285.2
Total Offense (124 ranked)	24	3	441.4	Eastern Wash.	524.3	James Madison	470.5
Turnover Margin (124 ranked)	102	12	-0.60	UIW	1.60	Towson	0.90
Turnovers Gained (120 ranked)	113	11	9	UIW	30	Albany (NY)	22
Turnovers Lost (124 ranked)	55	7	15	North Dakota St.	5	James Madison Elon	11 11
Winning Percentage (123 ranked)	54	6	0.500	Dartmouth North Dakota St.	1.000 1.000	James Madison	0.900

2019 Individual NCAA Rankings

Statistic	Player	National Conference		Value	National Leader	Value	Conference Leader	Value
		Rank	Rank					
All Purpose (199 ranked)	Earnest Edwards Jaquan Blair Devin Young	3 140 174	1 16 22	166.67 83.80 77.30	Jake Chisholm, Dayton	202.38	Earnest Edwards, Maine	166.67
Blocked Kicks (6 ranked)					5 players tied		3 D'Angelo Amos, James Madison Bill Murray, William & Mary	3 3
Combined Kick Returns (200 ranked)	Earnest Edwards Devin Young	34 194	8 20	492 108	Bronson Yoder, William & Mary	874	Bronson Yoder, William & Mary	874
Completion Percentage (108 ranked)					Trey Lance, North Dakota St.	0.696	Ben DiNucci, James Madison	0.689
Completions Per Game (149 ranked)					Bailey Zappe, Houston Baptist	31.40	Vito Priore, Rhode Island	23.80
Field Goal Percentage (83 ranked)	Kenny Doak	64	8	0.611	Seth Harrison, Eastern Wash.	1.000	C.J. Carrick, Rhode Island	0.857
Field Goals Per Game (128 ranked)	Kenny Doak	32	5	1.10	Noel Ruiz, N.C. A&T	2.11	Ethan Ratke, James Madison	1.60
Forced Fumbles (37 ranked)					Charles Akanno, Idaho Nick Eaton, UC Davis Eli Mencer, Albany (NY)	0.50 0.50 0.50	Eli Mencer, Albany (NY)	0.50
Fumbles Recovered (19 ranked)	Kayon Whitaker Jamehl Wiley	19 19	3 3	2 2	Mason King, Hampton	4	Nick Griffin, Albany (NY) Eli Mencer, Albany (NY)	3 3
Interceptions Per Game (144 ranked)					Kordell Jackson, Austin Peay Greg Liggs Jr., Elon	0.7 0.7	Greg Liggs Jr., Elon	0.7
Kickoff Return TDs (6 ranked)	Earnest Edwards	1	1	2	5 players tied	2	Earnest Edwards, Maine Aaron Dykes, Richmond Bronson Yoder, William & Mary	2 2 2
Kickoff Returns (86 ranked)	Earnest Edwards	1	1	31.3	Earnest Edwards, Maine	31.3	Earnest Edwards, Maine	31.3
Passes Defended (50 ranked)	Shaquille St-Lot	50	6	1.0	Anthony Adams, Portland St.	2.1	Daniel Reid-Bennett, Elon	1.3
Passing Efficiency (108 ranked)					Trey Lance, North Dakota St.	191.1	Ben DiNucci, James Madison	165.8
Passing TDs (136 ranked)	Joe Fagnano Chris Ferguson Earnest Edwards	54 103 136	6 13 14	14 8 4	Jeff Undercuffler, Albany (NY)	31	Jeff Undercuffler, Albany (NY)	31
Passing Yards (150 ranked)					Case Cookus, Northern Ariz.	3,339	Vito Priore, Rhode Island	2,907
Passing Yards Per Game (150 ranked)					Case Cookus, Northern Ariz.	333.9	Vito Priore, Rhode Island	290.7
Passing Yards per Completion (108 ranked)					Tyquell Fields, Stony Brook	17.91	Tyquell Fields, Stony Brook	17.91
Points Responsible For (187 ranked)	Earnest Edwards Joe Fagnano Kenny Doak	88 102 143	9 10 16	90 84 68	Jack Cook, Dayton	228	Jeff Undercuffler, Albany (NY)	194
Points Responsible For Per Game (147 ranked)	Earnest Edwards	81	8	10.0	Jack Cook, Dayton	25.3	Jeff Undercuffler, Albany (NY)	19.4
Punt Return TDs (2 ranked)					Terry Williams, UT Martin	2	Brian Dennis, Delaware	1
Punt Returns (51 ranked)					D'mauriae VanCleave, Wofford	20.7	D'Angelo Amos, James Madison	12.9
Punting (98 ranked)					Alex Pechin, Bucknell	47.9	Shane McDonough, Towson	43.5
Receiving TDs (119 ranked)	Earnest Edwards Jaquan Blair Andre Miller	13 21 119	3 5 16	9 8 4	Jadakis Bonds, Hampton	14	Juwan Green, Albany (NY)	13
Receiving Yards (150 ranked)	Earnest Edwards Jaquan Blair Andre Miller Devin Young	7 45 114 115	3 8 18 19	979 748 529 527	Chris Rowland, Tennessee St.	1,289	Aaron Parker, Rhode Island	1,045
Receiving Yards Per Game (200 ranked)	Earnest Edwards Jaquan Blair Andre Miller Devin Young	4 53 126 127	1 8 18 19	108.8 74.8 52.9 52.7	Chris Rowland, Tennessee St.	128.9	Earnest Edwards, Maine	108.8
Receptions Per Game (194 ranked)	Jaquan Blair Earnest Edwards Devin Young	29 80 153	5 9 17	5.7 4.4 3.6	Chris Rowland, Tennessee St. Jerreth Sterns, Houston Baptist	9.2 9.2	Aaron Parker, Rhode Island	7.1
Rush Yards Per Carry (145 ranked)	Joe Fitzpatrick	72	7	4.71	Jah-Maine Martin, N.C. A&T	7.76	Joe Mancuso, Richmond	5.71
Rushing TDs (141 ranked)	Joe Fitzpatrick Emmanuel Reed	73 141	7 13	6 4	Alex Ramsey, VMI	22	Yeedee Thaenrat, Towson	13
Rushing Yards (199 ranked)	Joe Fitzpatrick Emmanuel Reed	108 170	12 20	504 392	Julius Chestnut, Sacred Heart	1,224	Karl Mofor, Albany (NY)	921
Rushing Yards Per Game (200 ranked)	Joe Fitzpatrick Emmanuel Reed	129 188	14 21	50.4 39.2	Julius Chestnut, Sacred Heart	122.4	Karl Mofor, Albany (NY)	92.1
Sacks (194 ranked)	Kayon Whitaker Max Roberts	18 119	3 13	0.80 0.44	Andre Walker, Houston Baptist	1.35	John Daka, James Madison	1.10
Scoring (200 ranked)	Earnest Edwards Kenny Doak Jaquan Blair	39 59 171	4 6 21	7.3 6.8 5.0	Alex Ramsey, VMI	13.4	Ethan Ratke, James Madison	9.8
Solo Tackles (28 ranked)					Keith Woetzel, Lehigh	7.4		
Tackles For Loss (89 ranked)	Kayon Whitaker	21	4	1.5	Eli Mencer, Albany (NY)	1.9	Eli Mencer, Albany (NY)	1.9
Total Offense (200 ranked)					EJ Perry, Brown	366.3	Vito Priore, Rhode Island	281.8
Total Points Scored (0 ranked)								
Total Tackles (198 ranked)	Taji Lowe Adrian Otero	63 130	7 16	8.2 6.9	Brandon Easterling, Dayton	12.6	Branyan Javier-Castillo, Rhode Island	9.7
Total Touchdowns (146 ranked)	Earnest Edwards Jaquan Blair Joe Fitzpatrick	23 76 146	4 9 16	11 8 6	Alex Ramsey, VMI	22	Juwan Green, Albany (NY) Yeedee Thaenrat, Towson	13 13
Yards per Pass Attempt (108 ranked)					Aaron Winchester, Central Conn. St.	10.06	Ben DiNucci, James Madison	9.20
Yards per Reception (200 ranked)	Earnest Edwards Andre Miller Devin Young Jaquan Blair	2 29 125 188	1 4 16 24	24.48 18.89 14.64 13.12	Isaiah Weston, UNI	25.18	Earnest Edwards, Maine	24.48

2019 Combined Team / Individual Statistics

Date	Opponent	Score	Att.
Aug 30, 2019	SACRED HEART	W 42-14	7478
Sep 07, 2019	at Georgia Southern	L 18-26	17202
* Sep 14, 2019	#8 TOWSON	L 23-45	6256
Sep 21, 2019	at Colgate	W 35-21	5606
* Sep 28, 2019	at #8 Villanova	L 17-33	10071
* Oct 12, 2019	RICHMOND	L 17-24	5126
10-19-19	at Liberty	L 44-59	18657
* Oct 26, 2019	WILLIAM AND MARY	W 34-25	8123
* Nov 02, 2019	at UALBANY	W 47-31	3315
* Nov 09, 2019	at Elon	W 31-17	4424

Record:	Overall	Home	Away	Neutral
All games	5-5	2-2	3-3	0-0
Conference	3-3	1-2	2-1	0-0
Non-Conference	2-2	1-0	1-2	0-0

Rushing	gp	att	gain	loss	net	avg	td	lg	avg/g
Fitzpatrick, Jo	10	107	524	20	504	4.7	6	22	50.4
Reed, Emmanuel	10	98	418	26	392	4.0	4	30	39.2
Fagnano, Joe	6	67	238	88	150	2.2	0	37	25.0
Young, Devin	10	30	152	14	138	4.6	0	27	13.8
Brooks, Elijah	4	12	62	4	58	4.8	0	39	14.5
Edwards, Earnes	9	5	31	2	29	5.8	0	11	3.2
Dobson, Liam	10	1	1	0	1	1.0	0	1	0.1
Total	10	342	1464	209	1255	3.7	10	39	125.5
Opponents	10	358	1911	350	1561	4.4	23	75	156.1

Passing	gp	effic	comp-att-int	pct	yds	td	lg	avg/g
Ferguson, Chris	6	132.05	116-201-8	57.7	1655	8	68	275.8
Fagnano, Joe	6	196.63	83-124-3	66.9	1436	14	90	239.3
Edwards, Earnes	9	388.73	5-6-0	83.3	61	4	21	6.8
Deoul, Derek	10	158.80	1-1-0	100.0	7	0	7	0.7
Total	10	160.89	205-332-11	61.7	3159	26	90	315.9
Opponents	10	124.63	150-293-2	51.2	2059	14	77	205.9

Receiving	gp	no.	yds	avg	td	lg	avg/g
Blair, Jaquan	10	57	748	13.1	8	68	74.8
Edwards, Earnes	9	40	979	24.5	9	88	108.8
Young, Devin	10	36	527	14.6	3	60	52.7
Miller, Andre	10	28	529	18.9	4	90	52.9
Bowman, Shawn	10	22	219	10.0	1	36	21.9
Jean-Charles, O	10	7	17	2.4	1	6	1.7
Reed, Emmanuel	10	6	72	12.0	0	29	7.2
Hennie, Jacob	7	2	23	11.5	0	15	3.3
Falaki, Kevin	10	2	22	11.0	0	14	2.2
Fitzpatrick, Jo	10	2	15	7.5	0	10	1.5
Rymer, Daniel	10	1	12	12.0	0	12	1.2
Murray, Curtis	3	1	7	7.0	0	7	2.3
Ferguson, Chris	6	1	-11	-11.0	0	0	-1.8
Total	10	205	3159	15.4	26	90	315.9
Opponents	10	150	2059	13.7	14	77	205.9

Field Goals	fg	pct.	01-19	20-29	30-39	40-49	50-99	lg	blk
Doak, Kenny	11-18	61.1	2-2	4-4	2-4	3-8	0-0	45	0

Scoring	td	fg	PAT			dxp	saf	pts
			kick	rush	rcv			
Doak, Kenny	-	11-18	35-35	-	-	-	-	68
Edwards, Earnes	11	-	-	-	-	-	-	66
Blair, Jaquan	8	-	-	-	1	-	-	50
Fitzpatrick, Jo	6	-	-	-	-	-	-	36
Reed, Emmanuel	4	-	-	-	-	-	-	24
Miller, Andre	4	-	-	-	-	-	-	24
Young, Devin	3	-	-	-	-	-	-	18
Jean-Charles, O	2	-	-	-	-	-	-	12
Bowman, Shawn	1	-	-	-	-	-	-	6
Cameron, Carson	-	-	2-2	-	-	-	-	2
TEAM	-	-	-	0-1	-	-	1	2
Total	39	11-18	37-37	0-1	1	1-1	-	308
Opponents	38	11-15	34-36	-	-	0-2	-	295

Score by Quarters	1st	2nd	3rd	4th	OT	Total
MAINE	85	97	71	55	0	308
Opponents	60	99	58	78	0	295

Team Statistics	MAINE	OPP
FIRST DOWNS	197	192
Rushing	65	85
Passing	117	83
Penalty	15	24
RUSHING YARDAGE	1255	1561
Rushing Attempts	342	358
Average Per Rush	3.7	4.4
Average Per Game	125.5	156.1
TDs Rushing	10	23
PASSING YARDAGE	3159	2059
Comp-Att-Int	205-332-11	150-293-2
Average Per Pass	9.5	7.0
Average Per Catch	15.4	13.7
Average Per Game	315.9	205.9
TDs Passing	26	14
TOTAL OFFENSE	4414	3620
Average Per Play	6.5	5.6
Average Per Game	441.4	362.0
KICK RETURNS: #-Yards	30-716	49-1150
PUNT RETURNS: #-Yards	15-174	9-84
INT RETURNS: #-Yards	2-62	11-193
FUMBLES-LOST	7-4	27-7
PENALTIES-Yards	83-822	52-451
PUNTS-AVG	36-38.9	44-41.1
TIME OF POSSESSION/Game	31:53	28:02
3RD-DOWN Conversions	58/141	51/133
4TH-DOWN Conversions	8/17	9/17

Interceptions	no.	yds	avg	td	lg
Carr, Richard	1	15	15.0	0	15
Jean-Charles, O	1	47	47.0	1	47

Punting	no.	yds	avg	lg	tb	fc	i20	50+	blk
Deoul, Derek	24	1038	43.2	66	5	10	6	7	2
Gelb, David	10	363	36.3	55	1	4	0	1	0
TEAM	2	0	0.0	0	0	0	0	0	0

Punt Returns	no.	yds	avg	td	lg
Blair, Jaquan	8	112	14.0	0	39
Miller, Andre	4	33	8.2	0	30
Swann, Jordan	3	29	9.7	0	14
Total	15	174	11.6	0	39
Opponents	9	84	9.3	0	22

Kick Returns	no.	yds	avg	td	lg
Edwards, Earnes	15	470	31.3	2	100
Young, Devin	5	108	21.6	0	42
Jean-Charles, O	3	39	13.0	0	14
Swann, Jordan	2	71	35.5	0	49
Fitzpatrick, Jo	2	21	10.5	0	16
Hennie, Jacob	1	0	0.0	0	0
Laverriere, Mic	1	7	7.0	0	7
Huffman, Joshua	1	0	0.0	0	0
Total	30	716	23.9	2	100
Opponents	49	1150	23.5	1	97

All Purpose	g	rush	rcv	pr	kr	ir	total	avg/g
Edwards, Earnes	9	29	979	0	470	0	1478	164.2
Blair, Jaquan	10	0	748	112	0	0	860	86.0
Young, Devin	10	138	527	0	108	0	773	77.3
Miller, Andre	10	0	529	33	0	0	562	56.2
Fitzpatrick, Jo	10	504	15	0	21	0	540	54.0
Total	10	1255	3159	174	716	62	5366	536.6
Opponents	10	1561	2059	84	1150	193	5047	504.7

Total Offense	g	plays	rush	pass	total	avg/g
Ferguson, Chris	6	214	-7	1655	1648	274.7
Fagnano, Joe	6	191	150	1436	1586	264.3
Fitzpatrick, Jo	10	107	504	0	504	50.4
Reed, Emmanuel	10	98	392	0	392	39.2
Young, Devin	10	30	138	0	138	13.8
Total	10	674	1255	3159	4414	441.4
Opponents	10	651	1561	2059	3620	362.0

2019 Defensive Statistics

##	Defensive Leaders	gp	Tackles			tfl/yds	Sacks	Pass defense			Fumbles		blkd	
			ua	a	tot		no-yds	int-yds	brup	qbh	rcv-yds	ff	kick	saf
12	Lowe, Taji	9	32	42	74	7.0-18	0.5-2	.	2	2
23	Otero, Adrian	10	27	42	69	5.0-24	3.0-19	.	5	1	1-0	.	.	.
4	Huffman, Joshua	10	35	17	52	1.5-7	.	.	3	.	.	1	.	.
9	Whitaker, Kayon	10	23	26	49	15.0-81	8.0-63	.	2	2	2-0	2	.	.
3	Carr, Richard	10	29	14	43	1.5-3	.	1-15	2	.	1-0	.	.	.
5	Mitchell, Charl	10	11	26	37	6.0-13	1.0-3	.	.	2	.	1	.	.
24	Joseph, Katley	10	23	10	33	0.5-2	.	.	7
26	Taylor, Myles	10	16	15	31	2.5-11	0.5-5	.	3	.	.	1	.	.
1	Patterson, Mann	9	20	9	29	1.5-3	.	.	5
8	Grayer, Jaron	6	9	19	28	0.5-2
30	Robertson, Eric	9	19	4	23	0.5-2	.	.	1
18	Oregon, Alejand	10	11	12	23	3.5-12	2.0-11	.	.	3	.	2	1	.
52	Wiley, Jamehl	10	4	17	21	3.0-12	3.0-12	.	.	2	2-0	.	.	.
28	St-Lot, Shaquil	10	14	4	18	.	.	.	10
15	Jean-Charles, O	10	8	8	16	1.5-2	1.0-1	1-47	.	.	1-0	.	.	.
99	Lezin, Josh	10	4	11	15	1.5-1
20	Roberts, Max	9	6	8	14	4.0-26	4.0-26	.	.	1	.	2	.	.
44	Bowman, Skylar	10	4	10	14	2.0-3
41	Dadeboe, Jeremi	9	5	4	9	.	.	.	1
40	Elliott, Owen	10	2	6	8
33	Simon, Ernest	5	4	1	5
6	Stevens, Deshaw	1	.	5	5
98	Smith-Cobb, Jon	3	3	1	4	.	.	.	1	.	.	1	.	.
13	Swann, Jordan	7	4	.	4	.	.	.	1
3A	Riobe, Robby	2	2	.	2
21	Bunch, Donovan	1	2	.	2
75	Mulvey, Chris	10	1	1	2
11	Blair, Jaquan	10	2	.	2
37	McKinney, Satch	1	1	.	1
90	Manns, Khairi	1	.	1	1
25	Rowell, Jordan	4	.	1	1
95	Sambu, Justin	4	.	1	1
92	Colee, Bryce	9	1	.	1
62	Gerace, Michael	10	1	.	1
93	Cooley, Brian	8	1	.	1
TM	TEAM	8	1	.	1	1.0-5	1	.	1
87	Hennie, Jacob	7	.	1	1
58	Salamone, Raffa	1	.	1	1
81	Edwards, Earnes	9	1	.	1
38	Bowman, Shawn	10	.	1	1
Total		10	326	318	644	58-227	24-148	2-62	43	13	7-0	11	1	1
Opponents		10	331	374	705	67-218	22-106	11-193	29	10	4-29	5	2	.

MAINE Game Superlatives (as of Nov 11, 2019) All games

INDIVIDUAL GAME HIGHS

Rushes	19	Fitzpatrick, Jo vs Richmond (Oct 12, 2019)
Yards Rushing	102	Fitzpatrick, Jo at Colgate (Sep 21, 2019)
TD Rushes	2	Reed, Emmanuel vs Sacred Heart (Aug 30, 2019)
Long Rush	39	Brooks, Elijah vs Sacred Heart (Aug 30, 2019)
Pass attempts	49	Ferguson, Chris vs TOWSON (Sep 14, 2019)
	49	Ferguson, Chris at Villanova (Sep 28, 2019)
Pass completions	29	Ferguson, Chris at Villanova (Sep 28, 2019)
Yards Passing	445	Fagnano, Joe at Liberty (10-19-19)
TD Passes	5	Fagnano, Joe at Liberty (10-19-19)
Long Pass	90	Fagnano, Joe at UALBANY (Nov 02, 2019)
Receptions	12	Blair, Jaquan at Villanova (Sep 28, 2019)
Yards Receiving	153	Edwards, Earnes at Elon (Nov 09, 2019)
TD Receptions	2	Blair, Jaquan at Liberty (10-19-19)
	2	Edwards, Earnes at Liberty (10-19-19)
	2	Blair, Jaquan vs William and Mary (Oct 26, 2019)
Long Reception	90	Miller, Andre at UALBANY (Nov 02, 2019)
Field Goals	3	Doak, Kenny vs TOWSON (Sep 14, 2019)
Long Field Goal	45	Doak, Kenny vs TOWSON (Sep 14, 2019)
Punts	6	Gelb, David at Georgia Southern (Sep 07, 2019)
Punting Avg	49.5	Deoul, Derek at Liberty (10-19-19)
Long Punt	66	Deoul, Derek at UALBANY (Nov 02, 2019)
Punts inside 20	3	Deoul, Derek at UALBANY (Nov 02, 2019)
Long Punt Return	39	Blair, Jaquan at Elon (Nov 09, 2019)
Long Kickoff Return	100	Edwards, Earnes at Colgate (Sep 21, 2019)
Tackles	12	Lowe, Taji at Colgate (Sep 21, 2019)
	12	Otero, Adrian vs William and Mary (Oct 26, 2019)
Sacks	2.5	Roberts, Max at Colgate (Sep 21, 2019)
	2.5	Whitaker, Kayon at UALBANY (Nov 02, 2019)
Tackles For Loss	4.0	Whitaker, Kayon vs William and Mary (Oct 26, 2019)
Interceptions	1	Carr, Richard at Liberty (10-19-19)
	1	Jean-Charles, O at UALBANY (Nov 02, 2019)

**MAINE Game Superlatives (as of Nov 11, 2019)
All games**

TEAM GAME HIGHS

Rushes	45	vs Richmond (Oct 12, 2019)
	45	at Elon (Nov 09, 2019)
Yards Rushing	208	vs Richmond (Oct 12, 2019)
Yards Per Rush	4.6	vs Richmond (Oct 12, 2019)
TD Rushes	3	vs Sacred Heart (Aug 30, 2019)
Pass attempts	50	at Villanova (Sep 28, 2019)
Pass completions	30	at Villanova (Sep 28, 2019)
Yards Passing	456	at Liberty (10-19-19)
Yards Per Pass	14.3	at UALBANY (Nov 02, 2019)
TD Passes	5	at Liberty (10-19-19)
Total Plays	77	at Liberty (10-19-19)
Total Offense	582	vs Sacred Heart (Aug 30, 2019)
Yards Per Play	9.0	vs Sacred Heart (Aug 30, 2019)
Points	47	at UALBANY (Nov 02, 2019)
Sacks By	8	at Colgate (Sep 21, 2019)
First Downs	29	at Liberty (10-19-19)
Penalties	13	vs Sacred Heart (Aug 30, 2019)
Penalty Yards	172	vs Sacred Heart (Aug 30, 2019)
Turnovers	4	vs TOWSON (Sep 14, 2019)
Interceptions By	1	at Liberty (10-19-19)
	1	at UALBANY (Nov 02, 2019)
Punts	6	at Georgia Southern (Sep 07, 2019)
Punting Avg	49.5	at Liberty (10-19-19)
Long Punt	66	at UALBANY (Nov 02, 2019)
Punts inside 20	3	at UALBANY (Nov 02, 2019)
Long Punt Return	39	at Elon (Nov 09, 2019)

2019 Opponent Superlatives

MAINE Game Superlatives (as of Nov 11, 2019) All games

OPPONENT INDIVIDUAL GAME HIGHS

Rushes	19	Covington, J., at Villanova (Sep 28, 2019)
	19	Hollis Mathis, vs William and Mary (Oct 26, 2019)
Yards Rushing	154	M. LaRoche, at Georgia Southern (Sep 07, 2019)
TD Rushes	4	Thaenrat, Y., vs TOWSON (Sep 14, 2019)
Long Rush	75	M. LaRoche, at Georgia Southern (Sep 07, 2019)
Pass attempts	49	J. Undercuffler, at UALBANY (Nov 02, 2019)
Pass completions	25	J. Undercuffler, at UALBANY (Nov 02, 2019)
Yards Passing	387	J. Undercuffler, at UALBANY (Nov 02, 2019)
TD Passes	5	CALVERT, S., at Liberty (10-19-19)
Long Pass	77	Smith, Daniel, at Villanova (Sep 28, 2019)
Receptions	9	GANDY-GOLDEN, A., at Liberty (10-19-19)
Yards Receiving	149	GANDY-GOLDEN, A., at Liberty (10-19-19)
TD Receptions	2	Thomas Greaney, at UALBANY (Nov 02, 2019)
Long Reception	77	Hodge, C., at Villanova (Sep 28, 2019)
Field Goals	4	T. Bass, at Georgia Southern (Sep 07, 2019)
Long Field Goal	40	T. Bass, at Georgia Southern (Sep 07, 2019)
Punts	7	GETTMAN, Noah, vs Sacred Heart (Aug 30, 2019)
Punting Avg	50.5	Fondacaro, N., at Villanova (Sep 28, 2019)
Long Punt	68	McDonough, S., vs TOWSON (Sep 14, 2019)
	68	Jake Larson, vs Richmond (Oct 12, 2019)
Punts inside 20	2	Amor, Barney, at Colgate (Sep 21, 2019)
	2	Jake Larson, vs Richmond (Oct 12, 2019)
	2	George Eberle, vs William and Mary (Oct 26, 2019)
	2	H. Stephenson, at Elon (Nov 09, 2019)
Long Punt Return	22	J. Liptrot, at Georgia Southern (Sep 07, 2019)
Long Kickoff Return	97	LOUIS, S., at Liberty (10-19-19)
Tackles	20	Tyler Dressler, vs Richmond (Oct 12, 2019)
Sacks	2.0	Maurice Jackson, vs Richmond (Oct 12, 2019)
	2.0	SANDERS, J., at Liberty (10-19-19)
Tackles For Loss	4.0	Will Kiely, vs William and Mary (Oct 26, 2019)
Interceptions	1	K. Duncan Jr., at Georgia Southern (Sep 07, 2019)
	1	Paye, K., vs TOWSON (Sep 14, 2019)
	1	Brown, S., vs TOWSON (Sep 14, 2019)
	1	Tippett, C., vs TOWSON (Sep 14, 2019)
	1	Heyward, R., vs TOWSON (Sep 14, 2019)
	1	Heard, Collin, at Colgate (Sep 21, 2019)
	1	Trent, E., at Villanova (Sep 28, 2019)
	1	Pickett, D., at Villanova (Sep 28, 2019)
	1	Daniel Jones, vs Richmond (Oct 12, 2019)
	1	STEELE, I., at Liberty (10-19-19)
	1	D. Reid-Bennett, at Elon (Nov 09, 2019)

MAINE Game Superlatives (as of Nov 11, 2019)
All games

OPPONENT TEAM GAME HIGHS

Rushes	52	at Georgia Southern (Sep 07, 2019)
Yards Rushing	395	at Georgia Southern (Sep 07, 2019)
Yards Per Rush	7.6	at Georgia Southern (Sep 07, 2019)
TD Rushes	5	vs TOWSON (Sep 14, 2019)
Pass attempts	49	at UALBANY (Nov 02, 2019)
Pass completions	25	at UALBANY (Nov 02, 2019)
Yards Passing	387	at UALBANY (Nov 02, 2019)
Yards Per Pass	9.8	at Liberty (10-19-19)
TD Passes	5	at Liberty (10-19-19)
Total Plays	74	at UALBANY (Nov 02, 2019)
Total Offense	487	at Liberty (10-19-19)
Yards Per Play	7.6	at Liberty (10-19-19)
Points	59	at Liberty (10-19-19)
Sacks By	6	at Liberty (10-19-19)
First Downs	27	at Liberty (10-19-19)
Penalties	8	at Liberty (10-19-19)
	8	at Elon (Nov 09, 2019)
Penalty Yards	87	at Liberty (10-19-19)
Turnovers	3	at UALBANY (Nov 02, 2019)
Interceptions By	4	vs TOWSON (Sep 14, 2019)
Punts	7	vs Sacred Heart (Aug 30, 2019)
Punting Avg	46.7	vs TOWSON (Sep 14, 2019)
Long Punt	68	vs TOWSON (Sep 14, 2019)
	68	vs Richmond (Oct 12, 2019)
Punts inside 20	2	at Colgate (Sep 21, 2019)
	2	vs Richmond (Oct 12, 2019)
	2	vs William and Mary (Oct 26, 2019)
	2	at Elon (Nov 09, 2019)
Long Punt Return	22	at Georgia Southern (Sep 07, 2019)

2019 Maine Game-By-Game

MAINE Team Game-by-Game (as of Nov 11, 2019) All games

TEAM STATISTICS

Date	Opponent	Rushing				Receiving				Passing				Kick Returns			Punt Returns			tot off		
		no.	yds	td	lg	no.	yds	td	lg	cmp-att-int	yds	td	lg	no.	yds	td	lg	no.	yds		td	lg
Aug 30	SACRED HEART	34	151	3	39	24	431	3	68	24-31-0	431	3	68	2	23	0	16	4	33	0	30	582
Sep 07	at Georgia Southern	21	52	0	11	24	307	2	53	24-48-1	307	2	53	1	0	0	0	0	0	0	0	359
Sep 14	TOWSON	19	68	1	18	28	401	1	54	28-49-4	401	1	54	4	86	0	26	1	14	0	14	469
Sep 21	at Colgate	35	152	2	18	8	165	1	40	8-19-1	165	1	40	3	198	2	100	0	0	0	0	317
Sep 28	at Villanova	20	68	0	22	30	355	2	55	30-50-2	355	2	55	5	126	0	33	2	15	0	13	423
Oct 12	RICHMOND	45	208	0	37	15	190	2	87	15-24-1	190	2	87	4	84	0	49	1	30	0	30	398
10-19-19	at Liberty	38	116	1	21	26	456	5	44	26-39-1	456	5	44	1	28	0	28	0	0	0	0	572
Oct 26	WILLIAM AND MARY	44	164	1	27	17	275	3	67	17-24-0	275	3	67	4	54	0	23	2	13	0	14	439
Nov 02	at UALBANY	41	169	1	30	12	257	4	90	12-18-0	257	4	90	4	82	0	42	1	-2	0	0	426
Nov 09	at Elon	45	107	1	21	21	322	3	88	21-30-1	322	3	88	2	35	0	24	4	71	0	39	429
MAINE		342	1255	10	39	205	3159	26	90	205-332-11	3159	26	90	30	716	2	100	15	174	0	39	4414
		358	1561	23	75	150	2059	14	77	150-293-2	2059	14	77	49	1150	1	97	9	84	0	22	3620

Games: 10 • Avg/rush: 3.7 • Avg/catch: 15.4 • Pass effic: 160.89 • KR avg: 23.9 • PR avg: 11.6 • All purpose avg/game: 536.6 • Total offense avg/gm: 441.4

Date	Opponent	Tackles				Sacks no-yds	Fumble		Pass Defense			blkd kick	PAT Attempts			off				
		ua	a	total	tfl-yds		ff	fr-yds	int-yds	qbh	brup		kick	rush	rcv	saf	t/o	pts		
Aug 30	SACRED HEART	29	30	59	1.0-3	0.0-0	0	0-0	0-0	0	6	0	6-6	0	0	0	0	0	0	42
Sep 07	at Georgia Southern	35	28	63	2.0-2	0.0-0	1	1-0	0-0	0	2	0	1-1	0	1	0	0	0	0	18
Sep 14	TOWSON	32	46	78	7.0-17	1.0-3	0	0-0	0-0	0	3	0	2-2	0	0	0	0	0	0	23
Sep 21	at Colgate	35	34	69	14.0-61	8.0-45	1	0-0	0-0	1	6	0	5-5	0	0	0	0	0	0	35
Sep 28	at Villanova	35	28	63	4.0-7	0.0-0	0	0-0	0-0	0	2	0	2-2	0	0	0	0	0	0	17
Oct 12	RICHMOND	24	38	62	9.0-23	2.0-5	1	0-0	0-0	0	3	0	2-2	0	0	0	0	0	0	17
10-19-1	at Liberty	38	16	54	3.0-9	1.0-5	2	0-0	1-15	1	4	0	5-5	0	0	0	0	7	44	
Oct 26	WILLIAM AND MARY	31	46	77	5.0-30	1.0-15	2	2-0	0-0	0	3	1	4-4	0	0	0	0	10	34	
Nov 02	at UALBANY	32	36	68	6.0-32	5.0-27	2	2-0	1-47	4	9	0	6-6	0	0	1	21	47		
Nov 09	at Elon	35	16	51	7.0-43	6.0-42	2	2-0	0-0	7	5	0	4-4	0	0	0	10	31		
MAINE		326	318	644	58.0-227	23.0-142	11	7-0	2-62	13	43	1	37-37	0	1	1	48	308		
		331	374	705	67.0-218	21.0-105	5	4-29	11-193	10	29	2	34-36	0	0	0	62	295		

Date	Opponent	Punting								Field Goals			Kickoffs					
		no.	yds	avg	long	blkd	tb	fc	50+	i20	md-att	long	blkd	no.	yds	avg	tb	ob
Aug 30	SACRED HEART	4	121	30.2	36	0	0	2	0	0	0-1	0	0	7	410	58.6	0	1
Sep 07	at Georgia Southern	6	242	40.3	55	0	1	2	1	0	1-2	26	0	4	187	46.8	0	2
Sep 14	TOWSON	1	39	39.0	39	0	0	1	0	0	3-3	45	0	6	307	51.2	0	0
Sep 21	at Colgate	5	192	38.4	46	0	1	4	0	1	0-1	0	0	6	353	58.8	0	0
Sep 28	at Villanova	3	97	32.3	52	1	1	0	1	1	1-1	44	0	3	185	61.7	0	0
Oct 12	RICHMOND	3	138	46.0	52	0	0	1	2	1	1-3	25	0	4	216	54.0	1	0
10-19-1	at Liberty	2	99	49.5	56	0	1	1	1	0	1-1	23	0	6	320	53.3	0	0
Oct 26	WILLIAM AND MARY	4	114	28.5	42	1	0	2	0	0	2-2	38	0	7	378	54.0	0	0
Nov 02	at UALBANY	5	231	46.2	66	0	1	1	2	3	1-1	19	0	8	442	55.2	0	0
Nov 09	at Elon	3	128	42.7	50	0	1	0	1	0	1-3	18	0	6	310	51.7	0	0
MAINE		36	1401	38.9	66	2	6	14	8	6	11-18	45	0	57	3108	54.5	1	3
		44	1807	41.1	68	0	4	14	6	13	11-15	40	0	58	3282	56.6	22	3

2019 Opponent Game-By Game

MAINE Opponent Game-by-Game (as of Nov 11, 2019) All games

OPPONENT STATISTICS

Date	Opponent	Rushing				Receiving				Passing				Kick Returns				Punt Returns				tot off
		no.	yds	td	lg	no.	yds	td	lg	cmp-att-int	yds	td	lg	no.	yds	td	lg	no.	yds	td	lg	
Aug 30	SACRED HEART	33	103	2	15	12	104	0	32	12-31-0	104	0	32	5	124	0	39	0	0	0	0	207
Sep 07	at Georgia Southern	52	395	2	75	4	63	0	45	4-9-0	63	0	45	2	44	0	31	2	25	0	22	458
Sep 14	TOWSON	37	172	5	29	21	244	1	38	21-35-0	244	1	38	5	124	0	37	0	0	0	0	416
Sep 21	at Colgate	40	120	2	44	14	200	1	55	14-26-0	200	1	55	5	136	0	38	0	0	0	0	320
Sep 28	at Villanova	40	200	3	29	15	213	1	77	15-24-0	213	1	77	3	58	0	25	1	19	0	4	413
Oct 12	RICHMOND	30	69	2	14	14	226	1	66	14-24-0	226	1	66	3	52	0	26	1	-2	0	0	295
10-19-19	at Liberty	28	136	2	30	23	351	5	33	23-36-1	351	5	33	7	204	1	97	0	0	0	0	487
Oct 26	WILLIAM AND MARY	50	226	4	25	4	68	0	34	4-22-0	68	0	34	7	161	0	40	2	28	0	5	294
Nov 02	at UALBANY	25	67	0	21	25	387	4	64	25-49-1	387	4	64	8	148	0	32	1	0	0	0	454
Nov 09	at Elon	23	73	1	36	18	203	1	33	18-37-0	203	1	33	4	99	0	34	2	14	0	10	276
Opponents		358	1561	23	75	150	2059	14	77	150-293-2	2059	14	77	49	1150	1	97	9	84	0	22	3620
		342	1255	10	39	205	3159	26	90	205-332-11	3159	26	90	30	716	2	100	15	174	0	39	4414

Games: 10 • Avg/rush: 4.4 • Avg/catch: 13.7 • Pass effic: 124.63 • KR avg: 23.5 • PR avg: 9.3 • All purpose avg/game: 504.7 • Total offense avg/gm: 362.0

Date	Opponent	Tackles				Sacks no-yds	Fumble		Pass Defense			blkd kick	PAT Attempts			off			
		ua	a	total	tfl-yds		ff	fr-yds	int-yds	qbh	brup		kick	rush	rcv	saf	t/o	pts	
Aug 30	SACRED HEART	31	40	71	2.0-12	1.0-8	0	0-0	0-0	0	1	0	2-2	0	0	0	0	0	14
Sep 07	at Georgia Southern	34	16	50	3.0-10	1.0-2	1	1-0	1-35	1	6	0	2-2	0	0	0	0	6	26
Sep 14	TOWSON	30	34	64	5.0-18	1.0-8	1	0-0	4-80	0	8	0	6-6	0	0	0	0	21	45
Sep 21	at Colgate	19	40	59	5.0-18	1.0-11	0	0-0	1-0	1	3	0	3-3	0	0	0	0	7	21
Sep 28	at Villanova	32	42	74	6.0-32	1.0-10	1	1-0	2-51	0	4	1	3-4	0	0	0	0	7	33
Oct 12	RICHMOND	34	54	88	6.0-32	4.0-23	0	0-0	1-2	0	0	0	3-3	0	0	0	0	0	24
10-19-1	at Liberty	48	22	70	11.0-26	6.0-20	1	1-29	1-0	1	2	0	8-8	0	0	0	0	14	59
Oct 26	WILLIAM AND MARY	32	48	80	9.0-23	1.0-4	0	0-0	0-0	0	2	1	1-2	0	0	0	0	0	25
Nov 02	at UALBANY	30	34	64	6.0-16	2.0-10	1	1-0	0-0	0	1	0	4-4	0	0	0	0	7	31
Nov 09	at Elon	41	44	85	14.0-31	4.0-9	0	0-0	1-25	7	2	0	2-2	0	0	0	0	0	17
Opponents		331	374	705	67.0-218	21.0-105	5	4-29	11-193	10	29	2	34-36	0	0	0	0	62	295
		326	318	644	58.0-227	23.0-142	11	7-0	2-62	13	43	1	37-37	0	1	1	1	48	308

Date	Opponent	Punting								Field Goals			Kickoffs					
		no.	yds	avg	long	blkd	tb	fc	50+	i20	md-att	long	blkd	no.	yds	avg	tb	ob
Aug 30	SACRED HEART	7	277	39.6	46	0	0	2	0	1	0-0	0	0	3	124	41.3	0	0
Sep 07	at Georgia Southern	4	134	33.5	46	0	0	4	0	1	4-5	40	0	7	401	57.3	6	0
Sep 14	TOWSON	3	140	46.7	68	0	1	1	1	0	1-2	26	0	8	472	59.0	2	1
Sep 21	at Colgate	6	270	45.0	57	0	1	3	1	2	0-1	0	0	4	244	61.0	1	0
Sep 28	at Villanova	3	126	42.0	61	0	0	0	1	1	2-3	38	0	7	432	61.7	2	0
Oct 12	RICHMOND	5	229	45.8	68	0	1	1	2	2	1-1	26	0	5	244	48.8	1	0
10-19-1	at Liberty	2	87	43.5	44	0	0	2	0	1	1-1	36	0	10	658	65.8	9	0
Oct 26	WILLIAM AND MARY	5	223	44.6	49	0	1	0	0	2	0-0	0	0	4	184	46.0	0	0
Nov 02	at UALBANY	3	80	26.7	40	0	0	0	0	1	1-1	27	0	7	347	49.6	0	2
Nov 09	at Elon	6	241	40.2	54	0	0	1	1	2	1-1	39	0	3	176	58.7	1	0
Opponents		44	1807	41.1	68	0	4	14	6	13	11-15	40	0	58	3282	56.6	22	3
		36	1401	38.9	66	2	6	14	8	6	11-18	45	0	57	3108	54.5	1	3

2019 Comparison

MAINE Team Game-by-Game Comparison (as of Nov 11, 2019) All games

Opponent	Score	First Downs				Pen	Rushing Number-Yards	Passing		Total Offense Plays-Yards	Return Yards	Turn- Overs
		Total	Rush	Pass	Comp-Att-Int			Yards				
SACRED HEART	42 - 14	22 / 12	5 / 5	16 / 3	1 / 4	34-151 / 33-103	24-31-0 / 12-31-0	431 / 104	65-582 / 64-207	56 / 124	0 / 0	
Georgia Southern	18 - 26	17 / 16	2 / 14	13 / 2	2 / 0	21-52 / 52-395	24-48-1 / 4-9-0	307 / 63	69-359 / 61-458	0 / 104	2 / 1	
TOWSON	23 - 45	22 / 23	3 / 11	17 / 9	2 / 3	19-68 / 37-172	28-49-4 / 21-35-0	401 / 244	68-469 / 72-416	100 / 204	4 / 0	
Colgate	35 - 21	16 / 18	8 / 8	6 / 8	2 / 2	35-152 / 40-120	8-19-1 / 14-26-0	165 / 200	54-317 / 66-320	198 / 136	1 / 0	
Villanova	17 - 33	22 / 21	6 / 10	14 / 8	2 / 3	20-68 / 40-200	30-50-2 / 15-24-0	355 / 213	70-423 / 64-413	141 / 128	3 / 0	
RICHMOND	17 - 24	18 / 14	11 / 4	7 / 9	0 / 1	45-208 / 30-69	15-24-1 / 14-24-0	190 / 226	69-398 / 54-295	114 / 52	1 / 0	
Liberty	44 - 59	29 / 27	9 / 8	16 / 18	4 / 1	38-116 / 28-136	26-39-1 / 23-36-1	456 / 351	77-572 / 64-487	43 / 233	2 / 1	
WILLIAM AND MARY	34 - 25	17 / 19	7 / 13	9 / 3	1 / 3	44-164 / 50-226	17-24-0 / 4-22-0	275 / 68	68-439 / 72-294	67 / 189	0 / 2	
UALBANY	47 - 31	16 / 25	8 / 5	8 / 16	0 / 4	41-169 / 25-67	12-18-0 / 25-49-1	257 / 387	59-426 / 74-454	127 / 148	1 / 3	
Elon	31 - 17	18 / 17	6 / 7	11 / 7	1 / 3	45-107 / 23-73	21-30-1 / 18-37-0	322 / 203	75-429 / 60-276	106 / 138	1 / 2	
Totals	308 - 295	197 / 192	65 / 85	117 / 83	15 / 24	342-1255 / 358-1561	205-332-11 / 150-293-2	3159 / 2059	674-4414 / 651-3620	952 / 1456	15 / 9	

Opponent	3rd Down		4th Down		Time of Possession	TOP Margin	Avg		Avg Yds/Play	Punting		Penalties	
	Conversions	Conversions	Conversions	Conversions			Yds/Rush	Yds/Pass		Number-Avg	Number-Yards	Sacks	
SACRED HEART	4-10 / 6-16	0-0 / 1-3	35:04 / 24:56	10:08	4.4 / 3.1	13.9 / 3.4	9.0 / 3.2	4-30.2 / 7-39.6	13-172 / 6-32	0 / 1			
Georgia Southern	4-16 / 3-13	1-2 / 0-0	27:43 / 32:17	-4:34	2.5 / 7.6	6.4 / 7.0	5.2 / 7.5	6-40.3 / 4-33.5	6-40 / 7-67	0 / 1			
TOWSON	6-14 / 7-13	0-1 / 1-1	26:53 / 33:07	-6:14	3.6 / 4.6	8.2 / 7.0	6.9 / 5.8	1-39.0 / 3-46.7	4-52 / 4-39	1 / 1			
Colgate	5-12 / 3-13	0-0 / 1-3	26:53 / 33:07	-6:14	4.3 / 3.0	8.7 / 7.7	5.9 / 4.8	5-38.4 / 6-45.0	5-58 / 6-60	8 / 1			
Villanova	8-15 / 5-12	1-3 / 0-0	29:18 / 30:42	-1:24	3.4 / 5.0	7.1 / 8.9	6.0 / 6.5	3-32.3 / 3-42.0	8-77 / 4-45	0 / 1			
RICHMOND	7-17 / 4-11	2-3 / 1-1	34:16 / 25:44	8:32	4.6 / 2.3	7.9 / 9.4	5.8 / 5.5	3-46.0 / 5-45.8	6-64 / 0-0	2 / 4			
Liberty	7-14 / 6-11	1-3 / 1-1	36:22 / 23:38	12:44	3.1 / 4.9	11.7 / 9.8	7.4 / 7.6	2-49.5 / 2-43.5	10-97 / 8-87	1 / 6			
WILLIAM AND MARY	8-16 / 5-16	1-2 / 2-3	34:42 / 25:18	9:24	3.7 / 4.5	11.5 / 3.1	6.5 / 4.1	4-28.5 / 5-44.6	9-67 / 3-24	1 / 1			
UALBANY	2-10 / 7-13	1-1 / 0-2	29:17 / 30:43	-1:26	4.1 / 2.7	14.3 / 7.9	7.2 / 6.1	5-46.2 / 3-26.7	11-77 / 6-47	5 / 2			
Elon	7-17 / 5-15	1-2 / 2-3	38:22 / 20:53	17:29	2.4 / 3.2	10.7 / 5.5	5.7 / 4.6	3-42.7 / 6-40.2	11-118 / 8-50	6 / 4			
Totals	58-141 / 51-133	8-17 / 9-17	318:50 / 280:25	38:25	3.7 / 4.4	9.5 / 7.0	6.5 / 5.6	36-38.9 / 44-41.1	83-822 / 52-451	24 / 22			

Note: Game totals are displayed in the format TEAM/OPPONENT for each category

2019 Red Zone

MAINE Inside Opponent Red-Zone

Date	Opponent	Score	Times In RZ	Times Scored	Total Pts	Rush TDs	Pass TDs	FGs Made	Failed to score inside RZ						
									FGA	Down	Int	Fumb	Half	Game	
Aug 30, 2019	SACRED HEART	W 42-14	7	6	42	6	3	3	0	1	0	0	0	0	0
Sep 07, 2019	at Georgia Southern	L 18-26	2	1	3	0	0	0	1	0	0	0	1	0	0
Sep 14, 2019	TOWSON	L 23-45	3	3	17	2	1	1	1	0	0	0	0	0	0
Sep 21, 2019	at Colgate	W 35-21	2	2	14	2	2	0	0	0	0	0	0	0	0
Sep 28, 2019	at Villanova	L 17-33	2	1	7	1	0	1	0	0	1	0	0	0	0
Oct 12, 2019	RICHMOND	L 17-24	4	2	10	1	0	1	1	1	0	1	0	0	0
10-19-19	at Liberty	L 44-59	3	3	17	2	0	2	1	0	0	0	0	0	0
Oct 26, 2019	WILLIAM AND MARY	W 34-25	3	3	17	2	1	1	1	0	0	0	0	0	0
Nov 02, 2019	at UALBANY	W 47-31	5	4	24	3	1	2	1	0	0	0	0	1	0
Nov 09, 2019	at Elon	W 31-17	5	3	17	2	1	1	1	1	0	1	0	0	0
Totals			36	28	168	21	9	12	7	3	1	2	1	1	0
28 of 36 (77.8%)															

Opponents Inside MAINE Red-Zone

Date	Opponent	Score	Times In RZ	Times Scored	Total Pts	Rush TDs	Pass TDs	FGs Made	Failed to score inside RZ						
									FGA	Down	Int	Fumb	Half	Game	
Aug 30, 2019	SACRED HEART	W 42-14	2	2	14	2	2	0	0	0	0	0	0	0	0
Sep 07, 2019	at Georgia Southern	L 18-26	7	5	19	1	1	0	4	1	0	0	1	0	0
Sep 14, 2019	TOWSON	L 23-45	8	7	45	6	5	1	1	0	0	0	0	1	0
Sep 21, 2019	at Colgate	W 35-21	2	1	7	1	1	0	0	0	1	0	0	0	0
Sep 28, 2019	at Villanova	L 17-33	5	4	24	3	3	0	1	1	0	0	0	0	0
Oct 12, 2019	RICHMOND	L 17-24	3	3	17	2	2	0	1	0	0	0	0	0	0
10-19-19	at Liberty	L 44-59	9	8	52	7	2	5	1	0	0	0	0	1	0
Oct 26, 2019	WILLIAM AND MARY	W 34-25	4	4	25	4	4	0	0	0	0	0	0	0	0
Nov 02, 2019	at UALBANY	W 47-31	5	4	24	3	0	3	1	0	1	0	0	0	0
Nov 09, 2019	at Elon	W 31-17	4	3	17	2	1	1	1	0	1	0	0	0	0
Totals			49	41	244	31	21	10	10	2	3	0	1	2	0
41 of 49 (83.7%)															

2019 Third Down/Fourth Down/TOP

3rd-Down Conversions

Date	Opponent	Score	Overall	1st Qtr	2nd Qtr	3rd Qtr	4th Qtr	Overtime
Aug 30, 2019	SACRED HEART	W 42-14	4-10 40.0	0-0 0.0	2-2 100.0	1-4 25.0	1-4 25.0	
Sep 07, 2019	at Georgia Southern	L 18-26	4-16 25.0	2-4 50.0	0-5 0.0	0-3 0.0	2-4 50.0	
Sep 14, 2019	TOWSON	L 23-45	6-14 42.9	3-6 50.0	1-3 33.3	2-4 50.0	0-1 0.0	
Sep 21, 2019	at Colgate	W 35-21	5-12 41.7	3-3 100.0	1-4 25.0	0-2 0.0	1-3 33.3	
Sep 28, 2019	at Villanova	L 17-33	8-15 53.3	3-5 60.0	0-3 0.0	3-4 75.0	2-3 66.7	
Oct 12, 2019	RICHMOND	L 17-24	7-17 41.2	3-6 50.0	1-3 33.3	1-3 33.3	2-5 40.0	
10-19-19	at Liberty	L 44-59	7-14 50.0	2-4 50.0	1-2 50.0	1-4 25.0	3-4 75.0	
Oct 26, 2019	WILLIAM AND MARY	W 34-25	8-16 50.0	1-3 33.3	2-4 50.0	4-6 66.7	1-3 33.3	
Nov 02, 2019	at UALBANY	W 47-31	2-10 20.0	1-3 33.3	0-2 0.0	1-2 50.0	0-3 0.0	
Nov 09, 2019	at Elon	W 31-17	7-17 41.2	3-4 75.0	2-6 33.3	2-4 50.0	0-3 0.0	
	MAINE		58-141 41.1	21-38 55.3	10-34 29.4	15-36 41.7	12-33 36.4	0-0 0.0
	Opponents		51-133 38.3	13-33 39.4	15-34 44.1	6-24 25.0	17-42 40.5	0-0 0.0

4th-Down Conversions

Date	Opponent	Score	Overall	1st Qtr	2nd Qtr	3rd Qtr	4th Qtr	Overtime
Aug 30, 2019	SACRED HEART	W 42-14	0-0 0.0	0-0 0.0	0-0 0.0	0-0 0.0	0-0 0.0	
Sep 07, 2019	at Georgia Southern	L 18-26	1-2 50.0	0-0 0.0	0-1 0.0	0-0 0.0	1-1 100.0	
Sep 14, 2019	TOWSON	L 23-45	0-1 0.0	0-1 0.0	0-0 0.0	0-0 0.0	0-0 0.0	
Sep 21, 2019	at Colgate	W 35-21	0-0 0.0	0-0 0.0	0-0 0.0	0-0 0.0	0-0 0.0	
Sep 28, 2019	at Villanova	L 17-33	1-3 33.3	0-0 0.0	1-1 100.0	0-1 0.0	0-1 0.0	
Oct 12, 2019	RICHMOND	L 17-24	2-3 66.7	2-2 100.0	0-0 0.0	0-0 0.0	0-1 0.0	
10-19-19	at Liberty	L 44-59	1-3 33.3	0-0 0.0	0-0 0.0	1-2 50.0	0-1 0.0	
Oct 26, 2019	WILLIAM AND MARY	W 34-25	1-2 50.0	0-0 0.0	1-1 100.0	0-1 0.0	0-0 0.0	
Nov 02, 2019	at UALBANY	W 47-31	1-1 100.0	0-0 0.0	1-1 100.0	0-0 0.0	0-0 0.0	
Nov 09, 2019	at Elon	W 31-17	1-2 50.0	0-0 0.0	1-2 50.0	0-0 0.0	0-0 0.0	
	MAINE		8-17 47.1	2-3 66.7	4-6 66.7	1-4 25.0	1-4 25.0	0-0 0.0
	Opponents		9-17 52.9	1-1 100.0	2-2 100.0	1-2 50.0	5-12 41.7	0-0 0.0

Time of Possession

Date	Opponent	Score	Overall	1st Qtr	2nd Qtr	3rd Qtr	4th Qtr	Overtime
Aug 30, 2019	SACRED HEART	W 42-14	35:04	8:18	9:46	9:26	7:34	
Sep 07, 2019	at Georgia Southern	L 18-26	27:43	9:02	7:32	7:02	4:07	
Sep 14, 2019	TOWSON	L 23-45	26:53	8:54	6:09	7:10	4:40	
Sep 21, 2019	at Colgate	W 35-21	26:53	7:13	6:22	3:18	10:00	
Sep 28, 2019	at Villanova	L 17-33	29:18	8:14	7:48	7:55	5:21	
Oct 12, 2019	RICHMOND	L 17-24	34:16	12:14	6:37	8:05	7:20	
10-19-19	at Liberty	L 44-59	36:22	9:34	7:54	10:08	8:46	
Oct 26, 2019	WILLIAM AND MARY	W 34-25	34:42	5:18	9:47	11:17	8:20	
Nov 02, 2019	at UALBANY	W 47-31	29:17	7:36	7:54	5:06	8:41	
Nov 09, 2019	at Elon	W 31-17	38:22	9:01	11:49	10:05	7:27	
	MAINE	Total	318:50	85:24	81:38	79:32	72:16	0:00
		Avg.	31:53	8:32	8:09	7:57	7:13	0:00
	Opponents	Total	280:25	63:51	68:22	70:28	77:44	0:00
		Avg.	28:02	6:23	6:50	7:02	7:46	0:00

2019 Rushing/Receiving/Passing

RUSHING	No-Yds/TD	SHU	GS	TOWSON	COLGAT	VU	UR	LIBERTY	WM	UALBAN	ELON
Fitzpatrick, Jo RB	107-504/6	7-36/1	2-3/0	5-14/1	16-102/1	11-53/0	19-93/0	7-28/1	13-57/1	13-77/0	14-41/1
Reed, Emmanuel RB	98-392/4	10-62/2	14-53/0	8-22/0	15-62/1	1-4/0	8-38/0	8-28/0	10-18/0	11-50/1	13-55/0
Fagnano, Joe QB	67-150/0	3--3/0	DNP	DNP	DNP	DNP	13-55/0	16-24/0	13-42/0	10-24/0	12-8/0
Young, Devin WR	30-138/0	2-7/0	1-0/0	3-17/0	-	3-1/0	3-20/0	4-26/0	6-41/0	5-22/0	3-4/0
Brooks, Elijah RB	12-58/0	11-57/0	DNP	DNP	1-1/0	-	DNP	DNP	DNP	-	DNP
Edwards, Earnes WR	5-29/0	-	-	-	1--2/0	1-11/0	DNP	2-12/0	1-8/0	-	-
Dobson, Liam OL	1-1/0	-	-	-	-	-	-	-	-	-	1-1/0
Murray, Curtis RB	2-0/0	DNP	DNP	DNP	DNP	1-0/0	1-0/0	DNP	DNP	DNP	DNP
Ferguson, Chris QB	13--7/0	1--8/0	4--4/0	3-15/0	1--11/0	3--1/0	1-2/0	DNP	DNP	DNP	DNP
TEAM	7--10/0	DNP	-	DNP	1-0/0	-	-	1--2/0	1--2/0	2--4/0	2--2/0

RECEIVING	No-Yds/TD	SHU	GS	TOWSON	COLGAT	VU	UR	LIBERTY	WM	UALBAN	ELON
Edwards, Earnes WR	40-979/9	3-84/1	4-73/0	6-116/1	2-60/1	4-140/1	DNP	6-127/2	4-92/1	6-134/1	5-153/1
Blair, Jaquan WR	57-748/8	7-140/1	5-78/1	5-61/0	1-5/0	12-120/0	6-56/1	8-99/2	4-115/2	2-19/0	7-55/1
Miller, Andre WR	28-529/4	5-53/0	3-33/0	5-77/0	1-23/0	3-25/1	4-115/1	5-108/1	1-5/0	1-90/1	-
Young, Devin WR	36-527/3	4-104/1	5-71/1	5-65/0	1-20/0	5-46/0	2--1/0	6-106/0	2-19/0	1-10/0	5-87/1
Bowman, Shawn TE	22-219/1	2-34/0	5-36/0	4-57/0	1-24/0	3-29/0	-	-	3-20/0	1-2/1	3-17/0
Reed, Emmanuel RB	6-72/0	-	1-13/0	1-2/0	1-29/0	-	-	1-16/0	2-12/0	-	-
Hennie, Jacob WR	2-23/0	-	-	2-23/0	-	DNP	DNP	-	DNP	-	-
Falaki, Kevin TE	2-22/0	1-8/0	-	-	-	-	1-14/0	-	-	-	-
Jean-Charles, O TE	7-17/1	2-8/0	1-3/0	-	1-4/0	1--1/0	1-1/0	-	-	1-2/1	-
Fitzpatrick, Jo RB	2-15/0	-	-	-	-	-	1-5/0	-	-	-	1-10/0
Rymer, Daniel TE	1-12/0	-	-	-	-	-	-	-	1-12/0	-	-
Murray, Curtis RB	1-7/0	DNP	DNP	DNP	DNP	1-7/0	-	DNP	DNP	DNP	-
Ferguson, Chris QB	1--11/0	-	-	-	-	1--11/0	-	DNP	DNP	DNP	DNP

#14 Ferguson, Chris	Comp	Att	Int	Pct	Yards	TD	Long	Sacked	Effic
Sacred Heart	23	29	0	79.3	423	3	68	1-8	235.97
Georgia Southern	23	47	1	48.9	286	1	53	1-2	102.82
TOWSON	28	49	4	57.1	401	1	54	1-8	116.29
Colgate	8	19	1	42.1	165	1	40	1-11	121.89
Villanova	29	49	2	59.2	347	1	55	1-10	117.24
Richmond	5	8	0	62.5	33	1	21	0-0	138.40
TOTALS	116	201	8	57.7	1655	8	68	5-39	132.05

#1A Fagnano, Joe	Comp	Att	Int	Pct	Yards	TD	Long	Sacked	Effic
Sacred Heart	1	2	0	50.0	8	0	8	0-0	83.60
Richmond	10	16	1	62.5	157	1	87	4-23	153.05
Liberty	25	37	1	67.6	445	5	44	6-20	207.78
William and Mary	15	22	0	68.2	249	2	67	1-4	193.25
UALBANY	12	18	0	66.7	257	4	90	2-10	259.93
Elon	20	29	1	69.0	320	2	88	4-10	177.52
TOTALS	83	124	3	66.9	1436	14	90	17-67	196.63

#81 Edwards, Earnes	Comp	Att	Int	Pct	Yards	TD	Long	Sacked	Effic
Georgia Southern	1	1	0	100.0	21	1	21	0-0	606.40
Villanova	1	1	0	100.0	8	1	8	0-0	497.20
Liberty	1	2	0	50.0	11	0	11	0-0	96.20
William and Mary	1	1	0	100.0	19	1	19	0-0	589.60
Elon	1	1	0	100.0	2	1	2	0-0	446.80
TOTALS	5	6	0	83.3	61	4	21	0-0	388.73

#35 Deoul, Derek	Comp	Att	Int	Pct	Yards	TD	Long	Sacked	Effic
William and Mary	1	1	0	100.0	7	0	7	0-0	158.80
TOTALS	1	1	0	100.0	7	0	7	0-0	158.80

2019 Total Tackles

Total Tackles	UA-A	Total	SHU	GS	TOWSON	COLGAT	VU	UR	LIBERTY	WM	UALBAN	ELON
Lowe, Taji LB	32-42	74	DNP	2-5	2-4	6-6	4-5	4-6	8-3	1-6	4-4	1-3
Otero, Adrian LB	27-42	69	2-2	1-2	1-6	2-8	3-2	2-2	3-2	1-11	3-5	9-2
Huffman, Joshua DB	35-17	52	4-2	6-1	3-3	3-2	4-1	3-3	7-1	0-1	2-3	3-0
Whitaker, Kayon DL	23-26	49	1-1	2-1	0-8	4-3	3-1	1-1	0-1	7-4	2-4	3-2
Carr, Richard DB	29-14	43	3-1	3-1	5-2	2-2	2-1	2-3	4-1	3-3	4-0	1-0
Mitchell, Charl DL	11-26	37	0-1	2-5	0-3	3-0	4-1	2-4	0-2	0-2	0-4	0-4
Joseph, Katley DB	23-10	33	1-1	2-0	0-2	2-1	2-1	2-2	2-0	2-0	6-3	4-0
Taylor, Myles DB	16-15	31	2-1	1-2	4-4	2-2	3-2	0-1	-	2-0	1-2	1-1
Patterson, Mann DB	20-9	29	0-1	4-0	6-2	3-0	2-1	0-2	2-0	2-3	1-0	DNP
Grayer, Jaron LB	9-19	28	2-5	1-4	0-1	DNP	DNP	2-4	1-3	3-2	DNP	DNP
Robertson, Eric DB	19-4	23	4-1	2-0	4-0	0-1	3-0	0-1	DNP	5-1	-	1-0
Oregon, Alejand	11-12	23	1-1	4-2	1-1	1-2	0-2	0-1	2-0	1-1	0-1	1-1
Wiley, Jamehl DL	4-17	21	1-2	-	0-3	1-2	0-4	1-2	0-1	0-2	0-1	1-0
St-Lot, Shaquil DB	14-4	18	0-1	-	2-1	-	1-0	1-2	5-0	1-0	3-0	1-0
Jean-Charles, O	8-8	16	1-0	1-0	0-1	1-0	0-1	0-1	-	0-3	1-2	4-0
Lezin, Josh DL	4-11	15	-	1-3	-	-	2-1	1-2	0-2	-	0-3	-
Roberts, Max DL	6-8	14	DNP	0-1	0-1	2-1	0-1	-	1-0	2-1	1-3	-
Bowman, Skylar DL	4-10	14	-	1-1	0-3	1-3	1-1	-	-	-	1-1	0-1
Dadeboe, Jeremi DB	5-4	9	-	1-0	2-1	1-1	DNP	0-1	-	0-1	1-0	-
Elliott, Owen LB	2-6	8	1-2	-	-	-	0-1	-	-	0-3	1-0	-
Simon, Ernest DB	4-1	5	DNP	DNP	DNP	DNP	DNP	1-0	1-0	1-1	-	1-0
Stevens, Deshaw LB	0-5	5	0-5	DNP	DNP	DNP	DNP	DNP	DNP	DNP	DNP	DNP
Smith-Cobb, Jon DL	3-1	4	1-1	DNP	DNP	DNP	DNP	DNP	DNP	DNP	1-0	1-0
Swann, Jordan DB	4-0	4	DNP	1-0	1-0	1-0	-	-	1-0	-	DNP	DNP
Riobe, Robby DB	2-0	2	2-0	DNP	DNP	DNP	-	DNP	DNP	DNP	DNP	DNP
Bunch, Donovan DB	2-0	2	2-0	DNP	DNP	DNP	DNP	DNP	DNP	DNP	DNP	DNP
Mulvey, Chris	1-1	2	-	-	-	-	0-1	-	1-0	-	-	-
Blair, Jaquan	2-0	2	-	-	-	-	1-0	1-0	-	-	-	-
Manns, Khairi DL	0-1	1	DNP	DNP	DNP	DNP	DNP	DNP	DNP	0-1	DNP	DNP
Sambu, Justin DL	0-1	1	0-1	DNP	DNP	DNP	DNP	DNP	DNP	-	-	-
Rowell, Jordan	0-1	1	DNP	DNP	DNP	DNP	DNP	DNP	-	-	-	0-1
Colee, Bryce	1-0	1	-	-	-	-	-	-	-	-	DNP	1-0
Gerace, Michael	1-0	1	-	-	-	-	-	-	-	-	-	1-0
Cooley, Brian	1-0	1	DNP	DNP	-	-	-	-	-	-	-	1-0
TEAM	1-0	1	-	-	-	-	-	1-0	-	-	-	-
Hennie, Jacob	0-1	1	-	-	-	-	DNP	DNP	-	DNP	-	0-1
Salamone, Raffa DL	0-1	1	0-1	DNP	DNP	DNP	DNP	DNP	DNP	DNP	DNP	DNP
Edwards, Earnes	1-0	1	-	-	1-0	-	-	DNP	-	-	-	-
Bowman, Shawn	0-1	1	-	-	-	-	0-1	-	-	-	-	-
McKinney, Satch DB	1-0	1	1-0	DNP	DNP	DNP	DNP	DNP	DNP	DNP	DNP	DNP

2019 Punt/Kick - Kick Return/Punt Return

PUNT RETURNS	No-Yds	SHU	GS	TOWSON	COLGAT	VU	UR	LIBERTY	WM	UALBAN	ELON
Blair, Jaquan	8-112	-	-	-	-	-	1-30	-	2-13	1-2	4-71
Miller, Andre	4-33	4-33	-	-	-	-	-	-	-	-	-
Swann, Jordan	3-29	DNP	-	1-14	-	2-15	-	-	-	DNP	DNP

KICK RETURNS	No-Yds	SHU	GS	TOWSON	COLGAT	VU	UR	LIBERTY	WM	UALBAN	ELON
Edwards, Earnes	15-470	-	-	4-86	3-198	4-100	DNP	1-28	1-23	-	2-35
Young, Devin	5-108	-	-	-	-	1-26	-	-	1-5	3-77	-
Swann, Jordan	2-71	DNP	-	-	-	-	2-71	-	-	DNP	DNP
Jean-Charles, O	3-39	-	-	-	-	-	1-13	-	2-26	-	-
Fitzpatrick, Jo	2-21	1-16	-	-	-	-	-	-	-	1-5	-
Laverriere, Mic	1-7	1-7	-	-	-	-	-	-	-	-	-
Huffman, Joshua	1-0	-	-	-	-	-	1-0	-	-	-	-
Hennie, Jacob	1-0	-	1-0	-	-	DNP	DNP	-	DNP	-	-

INT. RETURNS	No-Yds	SHU	GS	TOWSON	COLGAT	VU	UR	LIBERTY	WM	UALBAN	ELON
Jean-Charles, O	1-47	-	-	-	-	-	-	-	-	1-47	-
Carr, Richard	1-15	-	-	-	-	-	-	1-15	-	-	-

FUMBLE RETURNS	No-Yds	SHU	GS	TOWSON	COLGAT	VU	UR	LIBERTY	WM	UALBAN	ELON
-----------------------	---------------	------------	-----------	---------------	---------------	-----------	-----------	----------------	-----------	---------------	-------------

2019 Game Boxscores

Maine vs. Sacred Heart (8/30/19)



Sacred Heart	14
#7 Maine	42



Aug. 30, 2019 // Alford Stadium (7,478)

	1	2	3	4	OT	F
Sacred Heart	7	0	0	7		14
Maine	21	21	0	0		42

FIRST QUARTER

M - E. Edwards 8 yd pass from C. Ferguson (K. Doak kick); 6 plays, 74 yds, TOP 2:47

M - E. Reed 9 yd run (K. Doak kick); 5 plays, 91 yds, TOP 2:02

M - J. Fitzpatrick 4 yd run (K. Doak kick); 3 plays, 76 yds, TOP 2:26

S - L. Marchi 1 yd run (D. Borges kick)

SECOND QUARTER

M - D. Young 10 yd pass from C. Ferguson (K. Doak kick); 7 plays, 82 yds, TOP 4:01

M - E. Reed 1 yd run (K. Doak kick); 6 plays, 71 yds, TOP 2:27

M - J. Blair 14 yd pass from C. Ferguson (13 plays, 70 yds, TOP 5:34)

FOURTH QUARTER

S - E. Terry 1 yd run (D. Borges kick); 9 plays, 64 yds, TOP 4:06

TEAM STATISTICS

Category	SHU	MAINE
First Downs	12	22
Rushing Yards (Net)	103	151
Passing Yards (Net)	104	431
Comp.-Att.-Int.	12-31-0	24-31-0
Total Plays-Total Yards	64-207	65-582
Fumbles-Lost	2-0	0-0
Penalties-Yards	6-32	13-172
Punts-Yards (Avg.)	7-277 (39.6)	4-121 (30.2)
Punt Returns-Yards	0-0	4-33
Kickoff Returns-Yards	5-124	2-23
Interception Returns-Yards	0-0	0-0
Third-Down Conversions (%)	6-16 (37.5%)	4-10 (40.0%)
Fourth-Down Conversions (%)	1-3 (33.3%)	0-0 (0.0%)
Time of Possession	24:56	35:04
Sacks By-(Yards Lost)	1-8	0-0

INDIVIDUAL STATISTICS

RUSHING: MAINE - E. Reed (10-62-2); E. Brooks (11-57); J. Fitzpatrick (7-36-1); D. Young (2-7); J. Fagnano (3-(-3)); C. Ferguson (1-(-8)). **SHU** - J. Chestnut (9-52); J. Meachum (9-30); E. Terry (7-17-1); L. Marchi (8-4-1).

PASSING: MAINE - C. Ferguson (23-29-0-423-3); C. Fagnano (1-2-0-8-0). **SHU** - L. Marchi (12-29-0-104-0); G. Lowary (0-2-0-0-0).

RECEIVING: MAINE - J. Blair (7-140-1); A. Miller (5-53); D. Young (4-104-1); E. Edwards (3-84-1); S. Bowman (2-34); O. Jean-Charles (2-8); K. Falaki (1-8). **SHU** - N. Brantley (5-25); J. Meachum (2-30); N. Balthazard (2-12); C. Outterbridge (1-32); Edwards-Trimble (1-4); T. Holland (1-1).

INTERCEPTIONS: MAINE - None. **SHU** - None.

FUMBLES: MAINE - None. **SHU** - L. March (2-0).

Maine at Georgia Southern (9/7/19)



#6 Maine	18
Georgia Southern	26



Sept. 7, 2019 // Paulson Stadium (17,202)

	1	2	3	4	OT	F
Maine	3	0	0	15		18
Georgia Southern	0	10	6	10		26

FIRST QUARTER

M - K. Doak 26 yd field goal; 15 plays, 66 yds, TOP 7:13

SECOND QUARTER

G - J. Tomlin 45 yd run (T. Bass kick); 3 plays, 66 yds, TOP 0:51

G - T. Bass 37 yd field goal; 5 plays, 45 yds, TOP 1:55

THIRD QUARTER

G - T. Bass 20 yd field goal; 6 plays, 51 yds, TOP 2:54

G - T. Bass 31 yd field goal; 5 plays, 83 yds, TOP 2:33

FOURTH QUARTER

G - M. LaRoche 11 yd run (T. Bass kick); 5 plays, 70 yds, TOP 2:24

M - D. Young 21 yd pass from E. Edwards (K. Doak kick); 7 plays, 75 yds, TOP 1:46

G - T. Bass 40 yd field goal; 6 plays, (-7) yds; TOP 2:24

M - J. Blair 46 yd pass from C. Ferguson (J. Blair pass from C. Ferguson); 8 plays, 75 yds, TOP 1:27

TEAM STATISTICS

Category	MAINE	GS
First Downs	17	16
Rushing Yards (Net)	52	395
Passing Yards (Net)	307	63
Comp.-Att.-Int.	24-48-1	4-9-0
Total Plays-Total Yards	69-359	61-458
Fumbles-Lost	2-1	7-1
Penalties-Yards	6-40	7-67
Punts-Yards (Avg.)	6-242 (40.3)	4-134 (33.5)
Punt Returns-Yards	0-0	2-25
Kickoff Returns-Yards	1-0	2-44
Interception Returns-Yards	0-0	1-35
Third-Down Conversions (%)	4-16 (25%)	3-13 (23.1%)
Fourth-Down Conversions (%)	1-2 (50%)	0-0 (0.0%)
Time of Possession	27:43	32:17
Sacks By-(Yards Lost)	0-0	1-2

INDIVIDUAL STATISTICS

RUSHING: MAINE - E. Reed (14-53); J. Fitzpatrick (2-3); D. Young (1-0); C. Ferguson (4-(-4)). **GS** - M. LaRoche (9-154-1); J. Tomlin (11-132-1); L. Wright (15-114); J.D. King (13-41); K. Hood (1-3); Team (3-(-49)).

PASSING: MAINE - C. Ferguson (23-47-1-286-1); E. Edwards (1-1-0-21-1). **GS** - J. Tomlin (4-9-0-63-0).

RECEIVING: MAINE - J. Blair (5-78-1); D. Young (5-71-1); S. Bowman (5-36); E. Edwards (4-73); A. Miller (3-33); E. Reed (1-13); O. Jean-Charles (1-3). **GS** - M. Murray (2-13); D. Anderson (1-45); K. Hood (1-5).

INTERCEPTIONS: MAINE - None. **GS** - K. Duncan Jr. (1-35).

FUMBLES: MAINE - E. Reed (1-1); C. Ferguson (1-0) **GS** - Team (3-0); J. Tomlin (2-1); K. Hood (1-0); J.D. King (1-0).

Maine vs. Towson (9/14/19)



#8 Towson	45
#7 Maine	23



Sept. 14, 2019 // Alford Stadium (6,256)

	1	2	3	4	OT	F
Towson	7	10	14	14		45
Maine	6	7	3	7		23

FIRST QUARTER

M - K. Doak 30 yd field goal; 5 plays, 62 yds, TOP 1:53
M - K. Doak 45 yd field goal; 11 plays, 40 yds, TOP 4:19
T - Y. Thaenrat 3 yd run (A. O'Neill kick); 8 plays, 63 yds, TOP 3:03

SECOND QUARTER

T - A. O'Neill 26 yd field goal; 9 plays, 47 yds, TOP 2:51
M - E. Edwards 19 yd pass from C. Ferguson (K. Doak kick); 8 plays, 75 yds, TOP 4:24
T - Y. Thaenrat 1 yd run (A. O'Neill kick); 5 plays, 38 yds, TOP 2:28

THIRD QUARTER

M - K. Doak 44 yd field goal; 7 plays, 53 yds, TOP 2:57
T - Y. Thaenrat 2 yd run (A. O'Neill kick); 5 plays, 73 yds, TOP 2:13
T - C. Clark 9 yd pass from T. Flacco (A. O'Neill kick); 7 plays, 77 yds, TOP 3:53

FOURTH QUARTER

T - Y. Thaenrat 1 yd run (A. O'Neill kick); 1 play, 1 yd, TOP 0:03
T - K. Young 10 yd run (A. O'Neill kick); 8 plays, 66 yds, TOP 4:58
M - J. Fitzpatrick 1 yd run (K. Doak kick); 4 plays, 68 yds, TOP 1:23

TEAM STATISTICS

Category	TOWSON	MAINE
First Downs	23	22
Rushing Yards (Net)	172	68
Passing Yards (Net)	244	401
Comp.-Att.-Int.	21-35-0	28-49-4
Total Plays-Total Yards	72-416	68-469
Fumbles-Lost	0-0	1-0
Penalties-Yards	4-39	4-52
Punts-Yards (Avg.)	3-140 (46.7)	1-39 (39.0)
Punt Returns-Yards	0-0	1-14
Kickoff Returns-Yards	5-124	4-86
Interception Returns-Yards	4-80	0-0
Third-Down Conversions (%)	7-13 (53.8%)	6-14 (42.9%)
Fourth-Down Conversions (%)	1-1 (100.0%)	0-1 (0.0%)
Time of Possession	33:07	26:53
Sacks By-(Yards Lost)	1-8	1-3

INDIVIDUAL STATISTICS

RUSHING: MAINE - E. Reed (8-22); D. Young (3-17); C. Ferguson (3-15); J. Fitzpatrick (5-14-1). **TOWSON** - T. Flacco (7-68); A. Feliz-Platt (12-41); Y. Thaenrat (9-24-4); S. Leatherbury (1-17); K. Young (5-15-1); R. Stover (1-9); S. Simpson (1-(-1)).

PASSING: MAINE - C. Ferguson (28-49-4-401-1). **TOWSON** - T. Flacco (20-34-0-232-1); R. Stover (1-1-0-12-0).

RECEIVING: MAINE - E. Edwards (6-116-1); A. Miller (5-77); D. Young (5-65); J. Blair (5-61); S. Bowman (4-57); J. Hennie (2-23); E. Reed (1-2). **TOWSON** - S. Leatherbury (6-63); C. Clark (4-64-1); C. Smith (3-60); K. Young (2-14); D. Street (2-14); J. Epps (2-12); D. Hunter (1-12).

INTERCEPTIONS: MAINE - None. **TOWSON** - S. Brown (1-7); C. Tippett (1-0); R. Heyward (1-0); K. Payne (1-73).

FUMBLES: MAINE - C. Ferguson (1-0). **TOWSON** - None.

Maine at Colgate (9/21/19)



#12 Maine	35
Colgate	21



Sept. 21, 2019 // Andy Kerr Stadium (5,606)

	1	2	3	4	OT	F
Maine	7	14	14	0		35
Colgate	0	7	7	7		21

FIRST QUARTER

M - J. Fitzpatrick 1 yd run (K. Doak kick); 13 plays, 76 yds, TOP 6:49

SECOND QUARTER

M - E. Reed 5 yd run (K. Doak kick); 6 plays, 70 yds, TOP 2:52
C - N. Diaco 28 yd pass from J. Froschauer (C. Puzzi kick); 3 plays, 27 yds, TOP 0:56
M - E. Edwards 40 yd pass from C. Ferguson (K. Doak kick); 2 plays, 75 yds, TOP 0:24

THIRD QUARTER

M - E. Edwards 100 yd kickoff return (K. Doak kick)
C - A. Mathews 18 yd run (C. Puzzi kick); 3 plays, 49 yds, TOP 1:09
M - E. Edwards 95 yd kickoff return (K. Doak kick)

FOURTH QUARTER

M - N. Draught 44 yd run (C. Puzzi kick); 5 plays, 76 yds, TOP 1:52

TEAM STATISTICS

Category	MAINE	COLGATE
First Downs	16	18
Rushing Yards (Net)	152	120
Passing Yards (Net)	165	200
Comp.-Att.-Int.	8-19-1	14-26-0
Total Plays-Total Yards	54-317	66-320
Fumbles-Lost	0-0	2-0
Penalties-Yards	5-58	6-60
Punts-Yards (Avg.)	5-192 (38.4)	6-270 (45.0)
Punt Returns-Yards	0-0	0-0
Kickoff Returns-Yards	3-198-2	5-136-0
Interception Returns-Yards	0-0	1-0
Third-Down Conversions (%)	5-12 (41.7%)	3-13 (23.1%)
Fourth-Down Conversions (%)	0-0 (0.0%)	1-3 (33.3%)
Time of Possession	26:53	33:07
Sacks By-(Yards Lost)	8-45	1-11

INDIVIDUAL STATISTICS

RUSHING: MAINE - J. Fitzpatrick (16-102-1); E. Reed (15-62-1); E. Brooks (1-1); Team (1-0); E. Edwards (1-(-2)); C. Ferguson (1-(-11)). **COLGATE** - A. Mathews (11-52-1); N. Draught (2-51-1); M. Bradley (1-20); N. Diaco (2-6); G. Oakey (1-4); J. Froschauer (10-3); M. Twyman (3-(-2)); N. Rothman (10-(-14)).

PASSING: MAINE - C. Ferguson (8-19-1-165-1). **COLGATE** - J. Froschauer (7-15-0-75-1); N. Rothman (7-11-0-125-0).



RECEIVING: MAINE - E. Edwards (2-60-1); E. Reed (1-29); S. Bowman (1-24); A. Miller (1-23); D. Young (1-20); J. Blair (1-5); O. Jean-Charles (1-4). **COLGATE** - G. Oakey (5-98); N. Draught (3-17); N. Gill (2-38); N. Diaco (2-32-1); M. Twyman (1-12); A. Mathews (1-3).

INTERCEPTIONS: MAINE - None. **COLGATE** - C. Heard (1-0).

FUMBLES: MAINE - None. **COLGATE** - J. Froschauer (1-0); N. Rothman (1-0).

2019 Game Boxscores

Maine at Villanova (9/28/19)

	#12 Maine	17				
	#8 Villanova	33				
Sept. 28, 2019 // Villanova Stadium (10,071)						
	1	2	3	4	OT	F
Maine	0	3	7	7		17
Villanova	16	14	0	3		33

FIRST QUARTER

V - D. Barlee 3 yd run (D. Kresge kick); 9 plays, 80 yds, TOP 3:53
 V - C. Hodge 77 yd pass from D. Smith (D. Kresge kick failed); 2 plays, 80 yds, TOP 0:43
 V - D. Kresge 38 yd field goal; 4 plays, 2 yds, TOP 0:49

SECOND QUARTER

V - D. Smith 7 yd run (D. Kresge kick); 5 plays, 26 yds, TOP 1:52
 V - D. Smith 7 yd run (D. Kresge kick); 8 plays, 70 yds, TOP 3:41
 M - K. Doak 44 yd field goal; 6 plays, 53 yds, TOP 1:46

THIRD QUARTER

M - A. Miller 8 yd pass from E. Edwards (K. Doak kick); 4 plays, 59 yds, TOP 1:21

FOURTH QUARTER

V - D. Kresge 24 yd field goal; 9 plays, 59 yds, TOP 3:48
 M - E. Edwards 32 yd pass from C. Ferguson (K. Doak kick); 7 plays, 84 yds, TOP 1:32

TEAM STATISTICS

Category	MAINE	VILLANOVA
First Downs	22	21
Rushing Yards (Net)	68	200
Passing Yards (Net)	355	213
Comp.-Att.-Int.	30-50-2	15-24-0
Total Plays-Total Yards	70-423	64-413
Fumbles-Lost	1-1	0-0
Penalties-Yards	8-77	4-45
Punts-Yards (Avg.)	3-97 (32.3)	3-126 (42.0)
Punt Returns-Yards	2-15	1-19
Kickoff Returns-Yards	5-126	3-58
Interception Returns-Yards	0-0	2-51
Third-Down Conversions (%)	8-15 (53.3%)	5-12 (41.7%)
Fourth-Down Conversions (%)	1-3 (33.3%)	0-0 (0.0%)
Time of Possession	29:18	30:42
Sacks By-(Yards Lost)	0-0	1-10

INDIVIDUAL STATISTICS

RUSHING: MAINE - J. Fitzpatrick (11-53); E. Edwards (1-11); E. Reed (1-4); D. Young (3-1); C. Murray (1-0); C. Ferguson (3-(-1)). **VILLANOVA** - J. Covington (19-118); D. Barlee (11-54-1); D. Smith (6-34-2); J. Hayek (1-(-2)); Team (3-(-4)).



PASSING: MAINE - C. Ferguson (29-49-2-347-1); E. Edwards (1-1-0-8-1). **VILLANOVA** - D. Smith (15-24-0-213-1).

RECEIVING: MAINE - J. Blair (12-120); D. Young (5-46); E. Edwards (4-140-1); S. Bowman (3-29); A. Miller (3-25-1); C. Murray (1-7); O. Jean-Charles (1-(-1)); C. Ferguson (1-(-11)). **VILLANOVA** - J. Hayek (6-70); T. Summers (4-22); C. Hodge (2-82-1); J. McGrigg (2-16); Z. Kerxton (1-23).

INTERCEPTIONS: MAINE - None. **VILLANOVA** - D. Pickett (1-22); E. Trent (1-29).

FUMBLES: MAINE - C. Murray (1-1). **VILLANOVA** - None.

Maine vs. Richmond (10/12/19)

	Richmond	24				
	#18 Maine	17				
Oct. 12, 2019 // Alford Stadium (5,126)						
	1	2	3	4	OT	F
Richmond	0	7	14	3		24
Maine	7	3	7	0		17

FIRST QUARTER

M - J. Blair 21 yd pass from C. Ferguson (K. Doak kick); 13 plays, 75 yds, TOP 7:02

SECOND QUARTER

R - J. Mancuso 4 yd run (J. Larson kick); 14 plays, 71 yds, TOP 6:58
 M - K. Doak 25 yd field goal; 11 plays, 37-yards, TOP 4:56

THIRD QUARTER

R - J. Mancuso 1 yd run (J. Larson kick); 7 plays, 79-yards, TOP 3:45
 M - A. Miller 87 yd pass from J. Fagnano (K. Doak kick); 4 plays, 99-yards, TOP 2:08
 R - K. Fuller 66 yd pass from J. Mancuso (J. Larson kick); 1 play, 66 yds, TOP 0:10

FOURTH QUARTER

R - J. Larson 26 yd field goal; 12 plays, 72-yards, TOP 6:46

TEAM STATISTICS

Category	RICHMOND	MAINE
First Downs	14	18
Rushing Yards (Net)	69	208
Passing Yards (Net)	226	190
Comp.-Att.-Int.	14-24-0	15-24-1
Total Plays-Total Yards	54-295	69-398
Fumbles-Lost	3-0	0-0
Penalties-Yards	0-0	6-64
Punts-Yards (Avg.)	5-229 (45.8)	3-138 (46.0)
Punt Returns-Yards	1-(-2)	1-30
Kickoff Returns-Yards	3-52	4-84
Interception Returns-Yards	1-2	0-0
Third-Down Conversions (%)	4-11 (36.4%)	7-17 (41.2%)
Fourth-Down Conversions (%)	1-1 (100.0%)	2-3 (66.7%)
Time of Possession	25:44	34:16
Sacks By-(Yards Lost)	4-23	1-3

INDIVIDUAL STATISTICS

RUSHING: MAINE - J. Fitzpatrick (19-93); J. Fagnano (13-55); E. Reed (8-38); D. Young (3-20); C. Ferguson (1-2); C. Murray (1-0). **RICHMOND** - J. Mancuso (12-28-2); M. Howard (3-13); A. Dykes (8-13); K. Fuller (3-10); I. Brown (1-9); S. Smith (1-2); Team (1-(-2)); C. Fessler (1-(-3)).

PASSING: MAINE - J. Fagnano (10-16-1-157-1); C. Ferguson (5-8-0-33-1). **RICHMOND** - J. Mancuso (14-24-0-226-1); C. Fessler (0-0-0-0-0).

RECEIVING: MAINE - J. Blair (6-56-1); A. Miller (4-115-1); D. Young (2-(-1)); K. Falaki (1-14); J. Fitzpatrick (1-5); O. Jean-Charles (1-1). **RICHMOND** - C. Fessler (4-47); K. Fuller (3-127-1); I. Brown (3-21); A. Dykes (2-6); R. Coll (1-15); A. Powell (1-10).

INTERCEPTIONS: MAINE - None. **RICHMOND** - D. Joens (1-2).

FUMBLES: MAINE - None. **RICHMOND** - A. Dykes (1-0); C. Fessler (1-0); I. Brown (1-0).

Maine at Liberty (10/19/19)



Maine	44
Liberty	59



Oct. 19, 2019 // Williams Stadium (18,657)

	1	2	3	4	OT	F
Maine	3	14	7	20		44
Liberty	17	28	7	7		59

FIRST QUARTER

L - N. Frith 14 yd pass from S. Calvert (A. Probert kick); 4 plays, 80 yds, TOP 1:19
M - K. Doak 23 yd field goal; 13 plays, 69 yds, TOP 6:31
L - S. Louis 97 yd kickoff return (A. Probert kick)
L - A. Probert 36 yd field goal; 8 plays, 62 yds, TOP 2:47

SECOND QUARTER

L - P. Pickett 1 yd run (A. Probert kick); 4 plays, 5 yds, TOP 1:14
L - T. Henderson 18 yd pass from S. Calvert (A. Probert kick); 7 plays, 69 yds, TOP 2:26
M - E. Edwards 28 yd pass from J. Fagnano (K. Doak kick); 7 plays, 75 yds, TOP 3:07
L - F. Hickson 5 yd pass from S. Calvert (A. Probert kick); 8 plays, 54 yds, TOP 2:33
M - J. Fitzpatrick 21 yd run (K. Doak kick); 5 plays, 65 yds, TOP 3:12
L - J. Mack 2 yd run (A. Probert kick); 9 plays, 70 yds, TOP 1:43

THIRD QUARTER

L - D. Stubbs 7 yd pass from S. Calvert (A. Probert kick); 6 plays, 76 yds, TOP 2:01
M - J. Blair 29 yd pass from J. Fagnano (K. Doak kick); 6 plays, 37 yds, TOP 3:21

FOURTH QUARTER

M - A. Miller 43 yd pass from J. Fagnano (Team rush failed); 2 plays, 52 yds, TOP 0:14
M - E. Edwards 7 yd pass from J. Fagnano (C. Cameron kick); 5 plays, 70 yds, TOP 1:29
L - K. Shaa 15 yd pass from S. Calvert (A. Probert kick); 6 plays, 54 yds, TOP 1:42
M - J. Blair 7 yd pass from J. Fagnano (C. Cameron kick); 9 plays, 90 yds, TOP 2:55

TEAM STATISTICS

Category	MAINE	LIBERTY
First Downs	29	27
Rushing Yards (Net)	116	136
Passing Yards (Net)	456	351
Comp.-Att.-Int.	26-39-1	23-36-1
Total Plays-Total Yards	77-572	64-487
Fumbles-Lost	1-1	3-0
Penalties-Yards	10-97	8-87
Punts-Yards (Avg.)	2-99 (49.5)	2-87 (43.5)
Punt Returns-Yards	0-0	0-0
Kickoff Returns-Yards	1-28	7-204-1
Interception Returns-Yards	1-15	1-0
Third-Down Conversions (%)	7-14 (50.0%)	6-11 (54.5%)
Fourth-Down Conversions (%)	1-3 (33.3%)	1-1 (100.0%)
Time of Possession	36:22	23:38
Sacks By-(Yards Lost)	1-6	6-20

INDIVIDUAL STATISTICS

RUSHING: MAINE - E. Reed (8-28); J. Fitzpatrick (7-28-1); D. Young (4-26); J. Fagnano (16-24); E. Edwards (2-12); Team (1-(-2)). **LIBERTY** - F. Hickson (9-98); J. Mack (11-45-1); B. Robinson (1-7); P. Pickett (3-2-1); T. Henderson (1-(-2)); Team (1-(-2)); S. Calvert (2-(-12)).

PASSING: MAINE - J. Fagnano (25-37-1-445-5); E. Edwards (1-2-0-11-0). **LIBERTY** - S. Calvert (23-35-0-351-5); L. Brown (0-1-1-0-0).

RECEIVING: MAINE - J. Blair (8-99-2); E. Edwards (6-127-2); D. Young (6-106); A. Miller (5-108-1); E. Reed (1-16). **LIBERTY** - A. Gandy-Golden (9-149); J. Mack (3-30); D. Stubbs (2-37-1); F. Hickson (2-21-1); Z. Foutz (1-22); T. Henderson (1-18-1); K. Shaa (1-15-1); J. Huntley (1-15); S. Louis (1-15); D. King (1-15); N. Frith (1-14-1).

INTERCEPTIONS: MAINE - R. Carr (1-15). **LIBERTY** - I. Steele (1-0).

FUMBLES: MAINE - J. Fagnano (1-1). **LIBERTY** - S. Calvert (2-0); S. Louis (1-0).

Maine vs. William & Mary (10/26/19)



William & Mary	25
Maine	34



Oct. 26, 2019 // Alford Stadium (8,123)

	1	2	3	4	OT	F
WM	6	6	0	13		25
Maine	0	21	10	3		34

FIRST QUARTER

W - H. Mathis 6 yd run (J. Johnston kick blocked); 10 plays, 67 yds, TOP 3:02

SECOND QUARTER

M - J. Blair 19 yd pass from E. Edwards (K. Doak kick); 10 plays, 80 yds, TOP 5:07
W - B. Yoder 3 yd run (H. Mathis pass failed); 8 plays, 60 yds, TOP 2:27
M - E. Edwards 67 yd pass from J. Fagnano (K. Doak kick); 2 plays, 72 yds, TOP 0:31
M - J. Fitzpatrick 1 yd run (K. Doak kick); 5 play, 41 yds, TOP 2:54

THIRD QUARTER

M - J. Blair 64 yard pass from J. Fagnano (K. Doak kick); 2 plays, 67 yds, TOP 0:48
M - K. Doak 38 yd field goal; 11 plays, 56 yds, TOP 5:03

FOURTH QUARTER

W - H. Mathis 16 yd run (H. Mathis pass failed); 8 plays, 55 yds, TOP 1:52
W - H. Mathis 7 yd run (J. Johnston kick); 9 plays, 60 yds, TOP 3:23
M - K. Doak 24 yd field goal; 13 plays, 47 yds, TOP 5:55

TEAM STATISTICS

Category	WM	MAINE
First Downs	19	17
Rushing Yards (Net)	226	164
Passing Yards (Net)	68	275
Comp.-Att.-Int.	4-22-0	17-24-0
Total Plays-Total Yards	72-294	68-439
Fumbles-Lost	3-2	0-0
Penalties-Yards	3-24	9-67
Punts-Yards (Avg.)	5-223 (44.6)	4-114 (28.5)
Punt Returns-Yards	2-28	2-13
Kickoff Returns-Yards	4-184 (46.0)	7-278 (54.0)
Interception Returns-Yards	0-0	0-0
Third-Down Conversions (%)	5-16 (31.3%)	8-16 (50.0%)
Fourth-Down Conversions (%)	2-3 (66.7%)	1-2 (50.0%)
Time of Possession	25:18	34:42
Sacks By-(Yards Lost)	0-0	1-15

INDIVIDUAL STATISTICS

RUSHING: MAINE - J. Fitzpatrick (13-57-1); J. Fagnano (13-42); D. Young (6-41); E. Reed (10-18); E. Edwards (1-8); Team (1-(-2)). **WM** - O. Wright (13-73); H. Mathis (19-52-3); A. Funderburke (5-52); B. Yoder (10-46-1); K. Everson (1-4); D. Lester (2-(-1)).

PASSING: MAINE - J. Fagnano (15-22-0-249-2); E. Edwards (1-1-0-19-1); D. Deoul (1-1-0-7-0). **WM** - H. Mathis (4-22-0-68-0).

RECEIVING: MAINE - J. Blair (4-115-2); E. Edwards (4-92-1); S. Bowman (3-20); D. Young (2-19); E. Reed (2-12); D. Rymer (1-12); A. Miller (1-5). **WM** - Z. Burdick (4-68).

INTERCEPTIONS: MAINE - None. **WM** - None.

FUMBLES: MAINE - None. **WM** - H. Mathis (1-1); O. Wright (1-0); A. Funderburke (1-1).

2019 Game Boxscores

Maine at UAlbany (11/2/19)



Maine	47
UAlbany	31



Nov. 2, 2019 // Casey Stadium (3,315)

	1	2	3	4	OT	F
Maine	10	14	23	0		47
UAlbany	7	14	3	7		31

FIRST QUARTER

M - K. Doak 19 yd field goal; 9 plays, 70 yds, TOP 4:44
M - A. Miller 90 yd pass from J. Fagnano (K. Doak kick); 1 play, 85 yds, TOP 0:14
A - J. Green 64 yd pass from J. Undercuffler (D. Burns kick); 1 play, 64 yds, TOP 0:09

SECOND QUARTER

A - T. Greaney 10 yd pass from J. Undercuffler (D. Burns kick); 6 plays, 70 yds, TOP 2:44
M - S. Bowman 2 yd pass from J. Fagnano (K. Doak kick); 9 plays, 65 yds, TOP 5:09
M - E. Reed 1 yd run (K. Doak kick); 2 plays, 8 yds, TOP 0:35
A - T. Oedekoven 16 yd pass from J. Undercuffler (D. Burns kick); 10 plays, 69 yds, TOP 3:41

THIRD QUARTER

A - D. Burns 27 yd field goal; 10 plays, 73 yds, TOP 3:05
M - Team Safety
M - E. Edwards 43 yd pass from J. Fagnano (K. Doak kick); 6 plays, 67 yds, TOP 2:31
M - O. Jean-Charles 47 yd interception return (K. Doak kick)
M - O. Jean-Charles 2-yd pass from J. Fagnano (K. Doak kick); 4 plays, 21 yds, TOP 2:31

FOURTH QUARTER

A - T. Greaney 5 yd pass from J. Undercuffler (D. Burns kick); 12 plays, 80 yds, TOP 4:58

TEAM STATISTICS

Category	MAINE	UALBANY
First Downs	16	25
Rushing Yards (Net)	169	67
Passing Yards (Net)	257	387
Comp.-Att.-Int.	12-18-0	25-49-1
Total Plays-Total Yards	59-426	74-454
Fumbles-Lost	1-1	4-2
Penalties-Yards	11-77	6-47
Punts-Yards (Avg.)	5-231 (46.2)	3-80 (26.7)
Punt Returns-Yards	1-(-2)	1-0
Kickoff Returns-Yards	4-82	8-148
Interception Returns-Yards	1-47-1	0-0
Third-Down Conversions (%)	2-10 (20.0%)	7-13 (53.8%)
Fourth-Down Conversions (%)	1-1 (100.0%)	0-2 (0.0%)
Time of Possession	29:17	30:43
Sacks By-(Yards Lost)	5-33	2-10

INDIVIDUAL STATISTICS

RUSHING: MAINE - J. Fitzpatrick (13-77); E. Reed (11-50-1); J. Fagnano (10-24); D. Young (5-22); Team (2-(-4)). **UALBANY** - K. Mofor (13-33); A. James (3-29); J. Green (1-21); J. Undercuffler (8-(-16)).

PASSING: MAINE - J. Fagnano (12-18-0-257-4). **UALBANY** - J. Undercuffler (25-49-1-387-4).

RECEIVING: MAINE - E. Edwards (6-134-1); J. Blair (2-19); A. Miller (1-90-1); D. Young (1-10); O. Jean-Charles (1-2-1); S. Bowman (1-2-1). **UALBANY** - J. Reeves (7-109); J. Green (4-111-1); T. Oedekoven (4-53-1); LJ Wesneski (3-41); T. Greaney (3-31-2); K. Mofor (3-15); D. McDonald (1-27).

INTERCEPTIONS: MAINE - O. Jean-Charles (1-47-1). **UALBANY** - None.

FUMBLES: MAINE - J. Fitzpatrick (1-1). **UALBANY** - J. Undercuffler (2-2); J. Reeves (1-0); K. Mofor (1-0).

Maine at Elon (11/9/19)



Maine	31
Elon	17



Nov. 9, 2019 // Rhodes Stadium (4,424)

	1	2	3	4	OT	F
Maine	28	0	0	3		31
Elon	0	3	7	7		17

FIRST QUARTER

M - D. Young 60 yd pass from J. Fagnano (K. Doak kick); 4 plays, 61 yds, TOP 1:56
M - J. Fitzpatrick 3 yd run (K. Doak kick); 4 plays, 21 yds, TOP 2:01
M - E. Edwards 88 yd pass from J. Fagnano (K. Doak kick); 1 play, 88 yds, TOP 0:14
M - J. Blair 2 yd pass from E. Edwards (K. Doak kick); 6 plays, 20 yds, TOP 3:03

SECOND QUARTER

E - S. Davis 39 yd field goal; 7 plays, 38 yds, TOP 2:54

THIRD QUARTER

E - B. Cyphers 12 yd run (S. Davis kick); 5 plays, 58 yds, TOP 2:15

FOURTH QUARTER

M - K. Doak 18 yd field goal; 9 plays, 57 yds, TOP 4:30
E - D. McNair 6 yd pass from D. Cheek (S. Davis kick); 15 plays, 74 yds, TOP 4:37

TEAM STATISTICS

Category	MAINE	ELON
First Downs	18	17
Rushing Yards (Net)	107	73
Passing Yards (Net)	322	203
Comp.-Att.-Int.	21-30-1	18-37-0
Total Plays-Total Yards	75-429	60-276
Fumbles-Lost	1-0	3-2
Penalties-Yards	11-118	8-50
Punts-Yards (Avg.)	3-128 (42.7)	6-241 (40.2)
Punt Returns-Yards	4-71	2-14
Kickoff Returns-Yards	2-35	4-99
Interception Returns-Yards	0-0	1-25
Third-Down Conversions (%)	7-17 (41.2%)	5-15 (33.3%)
Fourth-Down Conversions (%)	1-2 (50.0%)	2-3 (66.7%)
Time of Possession	38:22	20:53
Sacks By-(Yards Lost)	6-42	4-10

INDIVIDUAL STATISTICS

RUSHING: MAINE - E. Reed (13-55); J. Fitzpatrick (14-41-1); J. Fagnano (12-8); D. Young (3-4); L. Dobson (1-1); Team 2-(-2)). **ELON** - M. Willoughby (1-36); D. McNair (5-26); B. Cyphers (2-12-1); J. Baughman (1-2); J. Thomas (3-1); D. Cheek (11-(-4)).

PASSING: MAINE - J. Fagnano (20-29-1-320-2); E. Edwards (1-1-0-2-1). **ELON** - D. Cheek (18-37-0-203-1).

RECEIVING: MAINE - J. Blair (7-55-1); E. Edwards (5-153-1); D. Young (5-87-1); S. Bowman (3-17); J. Fitzpatrick (1-10). **ELON** - D. McNair (4-50-1); C. Brayboy (3-60); K. Weeks (3-20); M. Foster (3-18); B. Daughtry (1-33); J. Parham (1-11); B. Cyphers (1-7); C. Taylor (1-3); J. Thomas (1-1).

INTERCEPTIONS: MAINE - None. **ELON** - D. Reid-Bennett (1-25).

FUMBLES: MAINE - J. Blair (1-0). **ELON** - D. Cheek (1-1); T. Jones (1-0); S. Wingard (1-1).